



US00D570335S

(12) **United States Design Patent** (10) **Patent No.:** **US D570,335 S**
Andre et al. (45) **Date of Patent:** **** Jun. 3, 2008**

(54) **DOCK INSERT** 5,280,229 A * 1/1994 Faude et al. 320/110

(75) Inventors: **Bartley K. Andre**, Menlo Park, CA (US); **Daniel J. Coster**, San Francisco, CA (US); **Daniele De Iuliis**, San Francisco, CA (US); **Richard P. Howarth**, San Francisco, CA (US); **Jonathan P. Ive**, San Francisco, CA (US); **Duncan Robert Kerr**, San Francisco, CA (US); **Shin Nishibori**, San Francisco, CA (US); **Matthew Dean Rohrbach**, San Francisco, CA (US); **Peter Russell-Clarke**, San Francisco, CA (US); **Douglas B. Satzger**, Menlo Park, CA (US); **Calvin Q. Seid**, deceased, late of Palo Alto CA (US); by **Vincent Keane Seid**, legal representative, Los Gatos, CA (US); **Christopher J. Stringer**, Portola Valley, CA (US); **Eugene Antony Whang**, San Francisco, CA (US); **Rico Zorkendorfer**, San Francisco, CA (US)

(Continued)

OTHER PUBLICATIONS

“AdaptexHub for Notebooks”, http://www.everythingusb.com/hardware/index/Adaptex_xHub_for_Notebooks.htm, downloaded Nov. 22, 2005.

(Continued)

Primary Examiner—Stella M. Reid
Assistant Examiner—Keli L Acker
(74) *Attorney, Agent, or Firm*—Sterne, Kessler, Goldstein & Fox P.L.L.C.

(57) **CLAIM**

The ornamental design of a dock insert, substantially as shown and described.

(73) Assignee: **Apple Inc.**, Cupertino, CA (US)

DESCRIPTION

(**) Term: **14 Years**

(21) Appl. No.: **29/281,495**

(22) Filed: **Jun. 25, 2007**

(51) **LOC (8) Cl.** **14-02**

(52) **U.S. Cl.** **D14/217**

(58) **Field of Classification Search** D14/142, D14/149, 217, 251, 432, 434, 435, 447, 496; D13/107, 108, 118; 248/221.11, 309.1; 320/107, 320/110, 113–115; 361/600, 679, 683, 686; 439/529, 534; 455/556.1, 556.2, 557
See application file for complete search history.

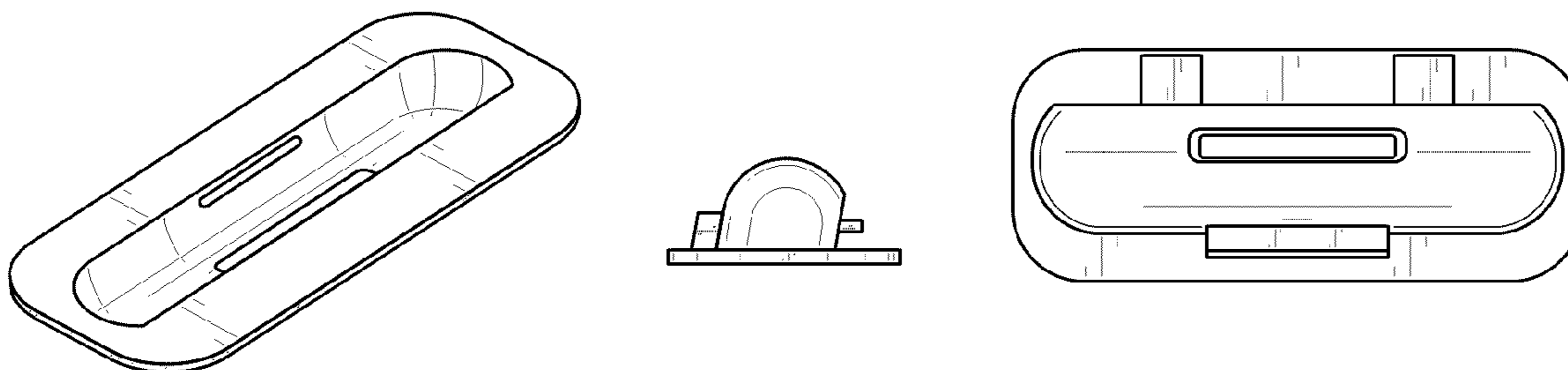
FIG. 1 is a front perspective view of a dock insert showing our new design;
FIG. 2 is a front view thereof;
FIG. 3 is a rear view thereof;
FIG. 4 is a left side view thereof;
FIG. 5 is a right side view thereof;
FIG. 6 is a top plan view thereof;
FIG. 7 is a bottom plan view thereof;
FIG. 8 is another front perspective view thereof showing the design in combination with an environment in which the design may be used; and,
FIG. 9 is another perspective view thereof.
The broken lines in the Figures are for illustrative purposes only and form no part of the claimed design.

(56) **References Cited**

U.S. PATENT DOCUMENTS

D328,277 S 7/1992 Leman et al.
D336,631 S 6/1993 Ivester

1 Claim, 5 Drawing Sheets



U.S. PATENT DOCUMENTS

D350,330 S 9/1994 Petersom
 D358,821 S 5/1995 Hellier et al.
 D361,069 S 8/1995 Hellier et al.
 D374,858 S 10/1996 Chu
 5,600,225 A 2/1997 Goto
 5,602,458 A 2/1997 Dowe
 5,627,727 A 5/1997 Aguilera et al.
 D385,530 S 10/1997 Hames et al.
 D388,764 S 1/1998 Bartling et al.
 D390,824 S 2/1998 Foster et al.
 D397,996 S 9/1998 Smith
 D409,987 S 5/1999 Okumura
 D411,166 S 6/1999 Uemura et al.
 5,926,005 A * 7/1999 Holcomb et al. 320/113
 5,952,814 A 9/1999 Van Lerberghe
 D416,536 S 11/1999 Ross et al.
 D419,160 S 1/2000 Davidson et al.
 6,042,414 A 3/2000 Kunert
 D422,556 S 4/2000 Okura et al.
 D439,908 S 4/2001 Gozani
 D440,542 S 4/2001 Hawkins et al.
 D442,939 S 5/2001 Goldenburg
 D444,121 S 6/2001 Chun et al.
 D444,124 S 6/2001 Casey et al.
 6,307,348 B1 10/2001 Green
 D450,707 S 11/2001 Francavilla et al.
 D454,332 S 3/2002 Yokoyama
 D459,299 S 6/2002 Hughes et al.
 D461,476 S 8/2002 Evers et al.
 D463,361 S 9/2002 Ruohonen
 D466,122 S 11/2002 Moody
 D468,305 S 1/2003 Ma et al.
 6,524,240 B1 2/2003 Thede
 D472,900 S 4/2003 Matsumoto
 D477,823 S 7/2003 Lavello
 D487,897 S 3/2004 Huang et al.
 6,711,005 B2 3/2004 Martin
 D495,336 S 8/2004 Andre et al.
 6,798,647 B2 9/2004 Dickie
 6,813,528 B1 11/2004 Yang
 6,898,080 B2 5/2005 Yin et al.
 D509,790 S 9/2005 Sakai

D510,091 S 9/2005 Mori et al.
 D520,945 S 5/2006 Hayamizu
 D520,946 S 5/2006 Nasu
 D525,616 S 7/2006 Andre et al.
 7,075,579 B2 7/2006 Whitby et al.
 D526,321 S 8/2006 Hayes et al.
 D530,717 S 10/2006 Mori et al.
 D532,005 S 11/2006 Leith
 7,145,603 B2 12/2006 Whitby et al.
 D535,614 S 1/2007 Majanen et al.
 D540,327 S * 4/2007 Wong et al. D14/434
 D544,899 S 6/2007 Li et al.
 D551,212 S 9/2007 Andre et al.
 D551,213 S 9/2007 Andre et al.
 D552,085 S 10/2007 Andre et al.
 D558,738 S 1/2008 Andre et al.
 D558,739 S 1/2008 Andre et al.
 2002/0103008 A1 8/2002 Rahn et al.
 2003/0198015 A1 10/2003 Vogt
 2006/0250764 A1 11/2006 Howarth et al.
 2007/0047198 A1 3/2007 Crooijmans

OTHER PUBLICATIONS

“Atech Flash Technology Iduo Ipod Dock and card Reader”, www.the-gadgeteer.com, downloaded Nov. 21, 2005.
 “Belkin Hi-Speed USB 2.07_Port Hub”, http://www.everythingusb.com/hardware/index/Belkin_Hi-Speed_USB_2.0_7-Port_Hub..., downloaded Nov. 22, 2005.
 “Belkin’s Top loading USB Hub for iPod shuffle”, http://www.everythingusb.com/belkin_hispeed_usb_2.0_4-port_hub.html, downloaded Nov. 22, 2005.
 “BookEndz Home Page” downloaded Apr. 11, 2003, www.bookendzdocks.com/bookendz/index.htm.
 “iPod Dock Cradle”, downloaded Apr. 11, 2003, www.bookendzdocks.com/bookendz/dock_cradle.htm.
 U.S. Appl. No. 29/284,345 entitled “Dock Insert” filed Sep. 5, 2007.
 U.S. Appl. No. 29/284,346 entitled “Dock Insert” filed Sep. 5, 2007.
 U.S. Appl. No. 29/237,687 entitled “Docking Station” filed Sep. 2, 2007.
 U.S. Appl. No. 29/270,883 entitled “Stand” filed Jan. 5, 2007.
 U.S. Appl. No. 29/270,884 entitled “Stand” filed Jan. 1, 2007.

* cited by examiner

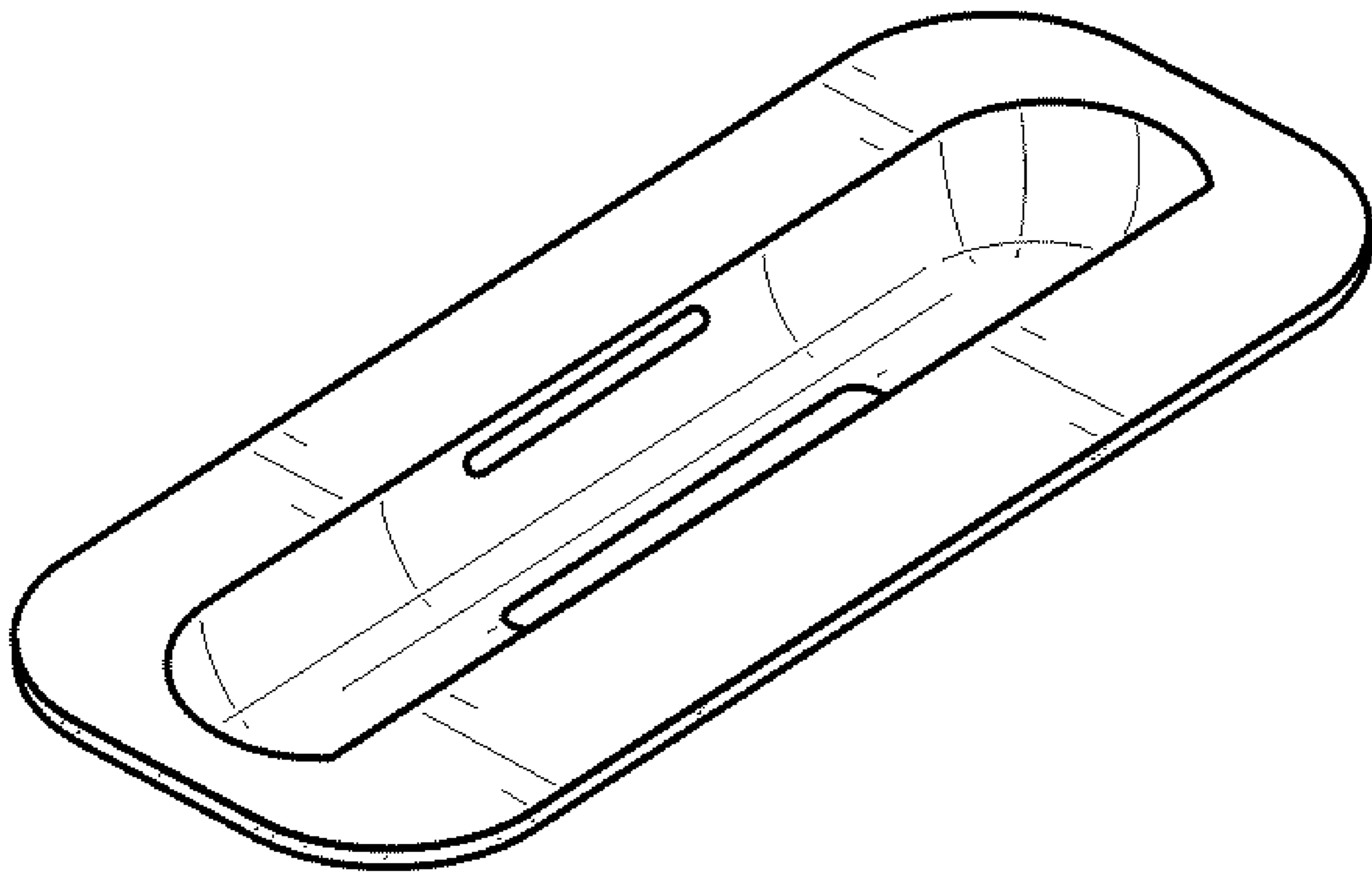


FIG. 1

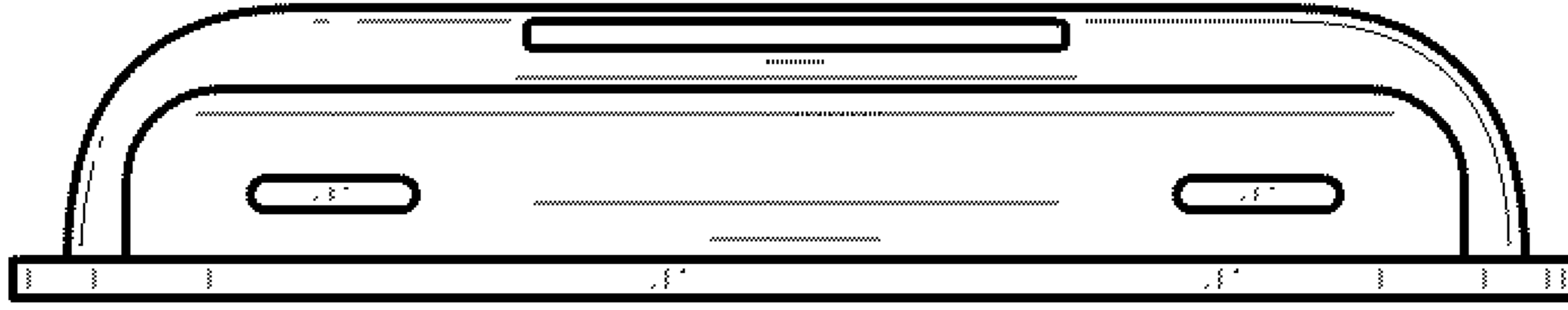


FIG. 2




FIG. 3

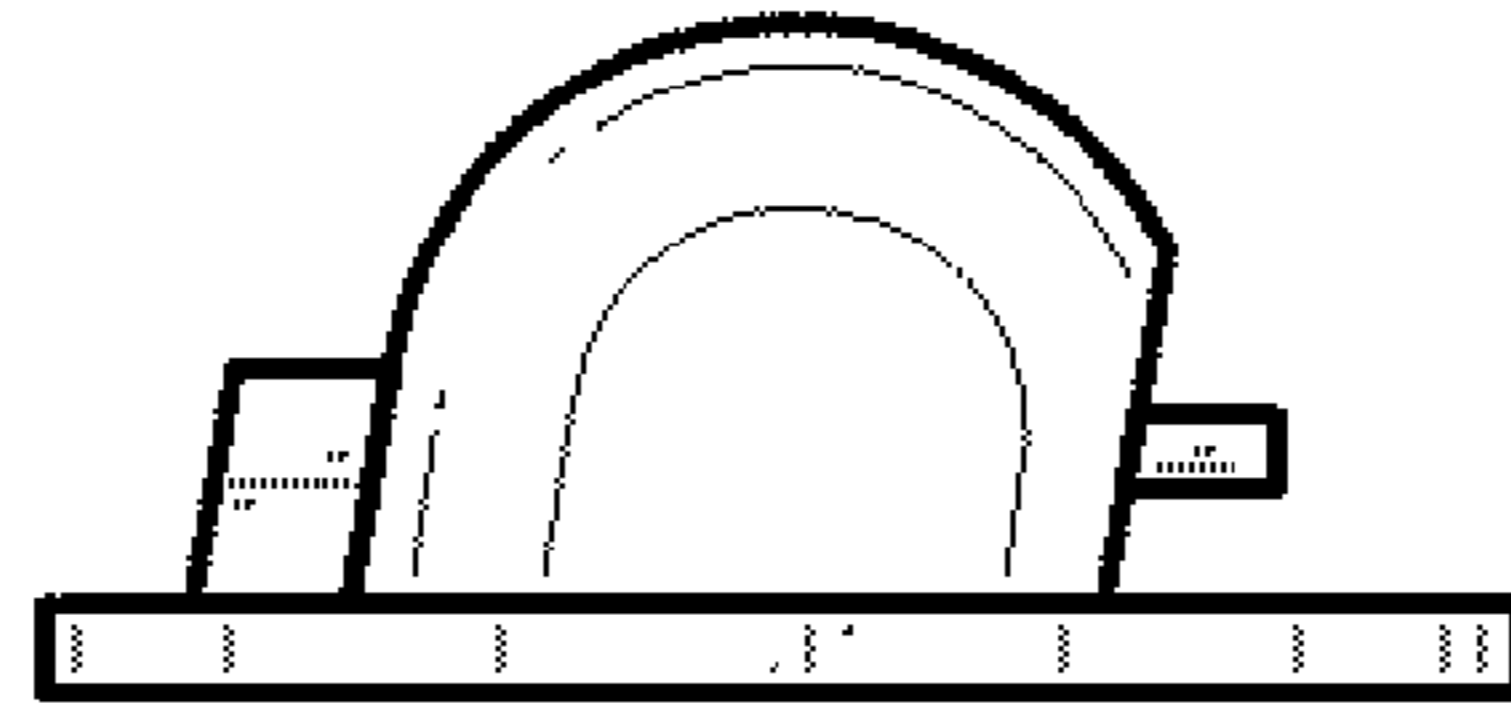


FIG. 4

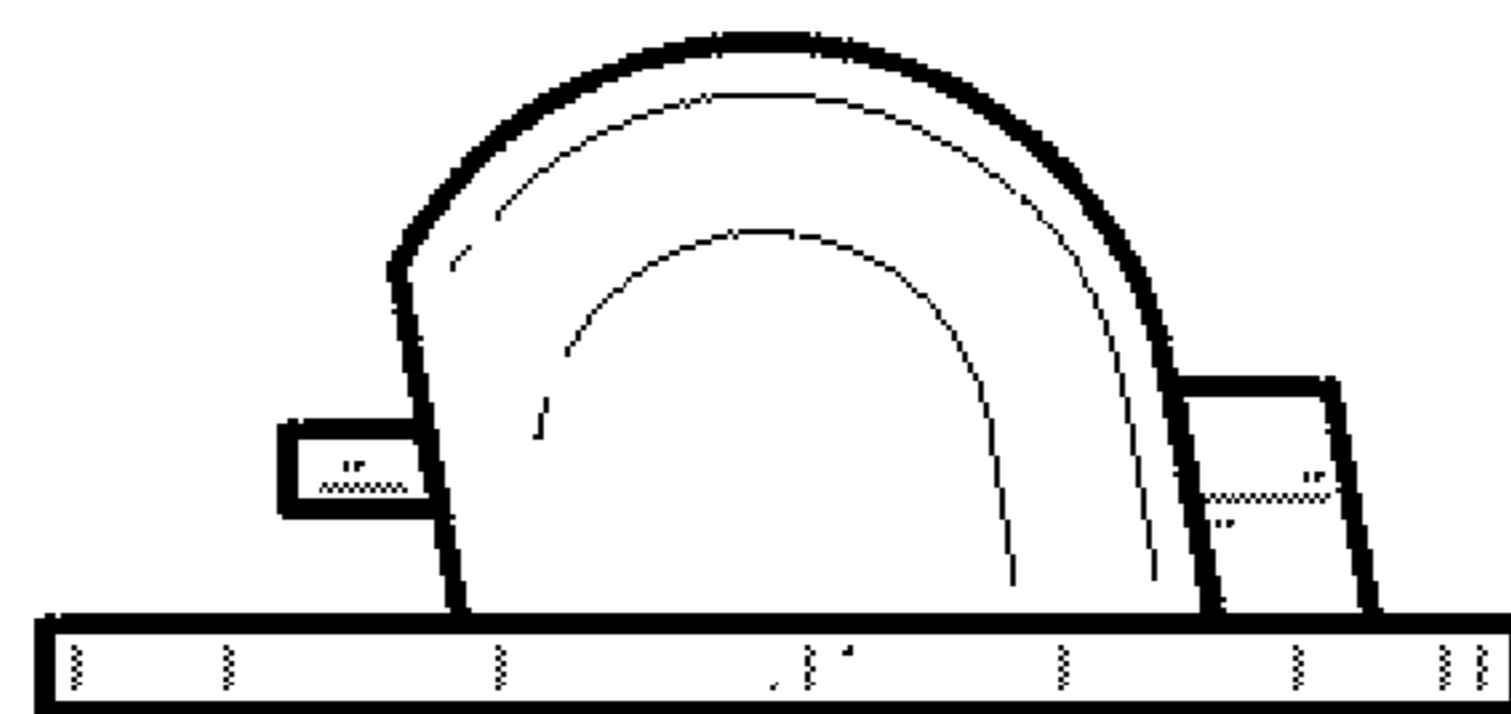


FIG. 5

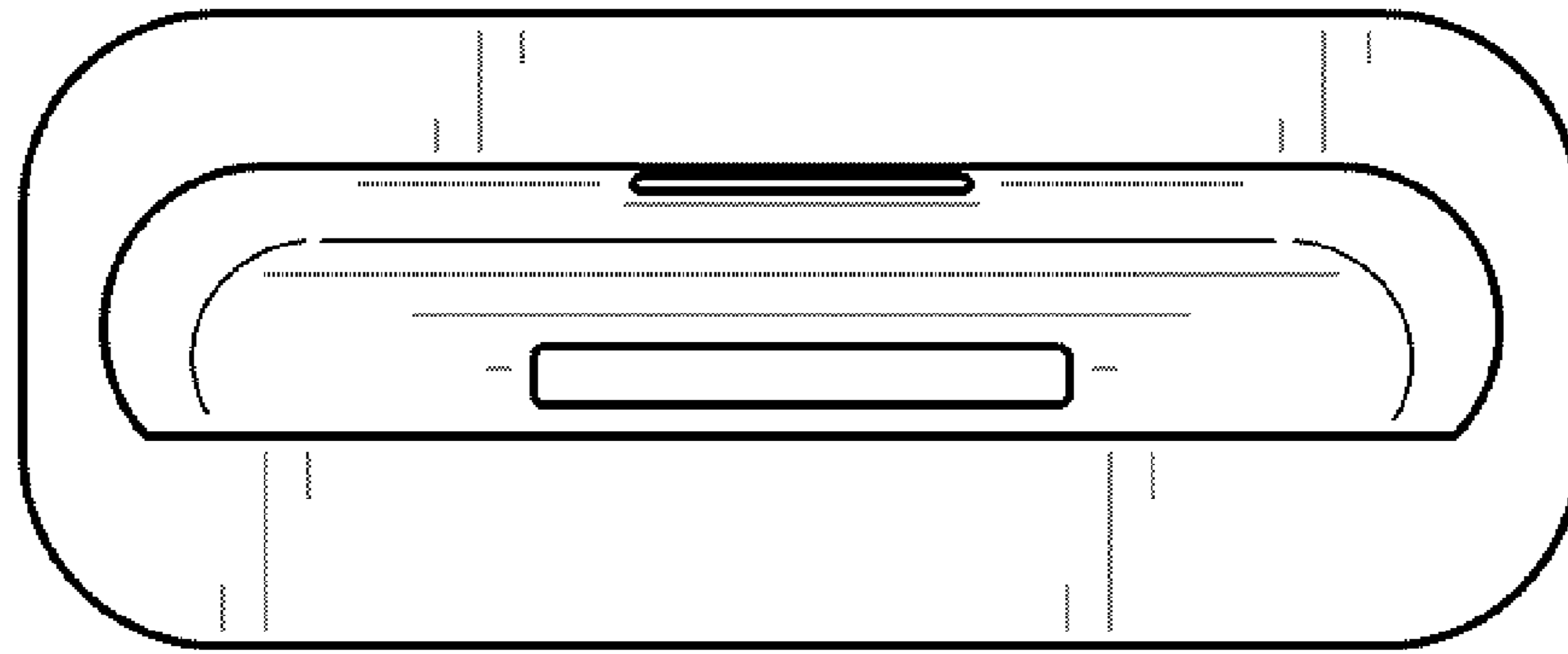


FIG. 6

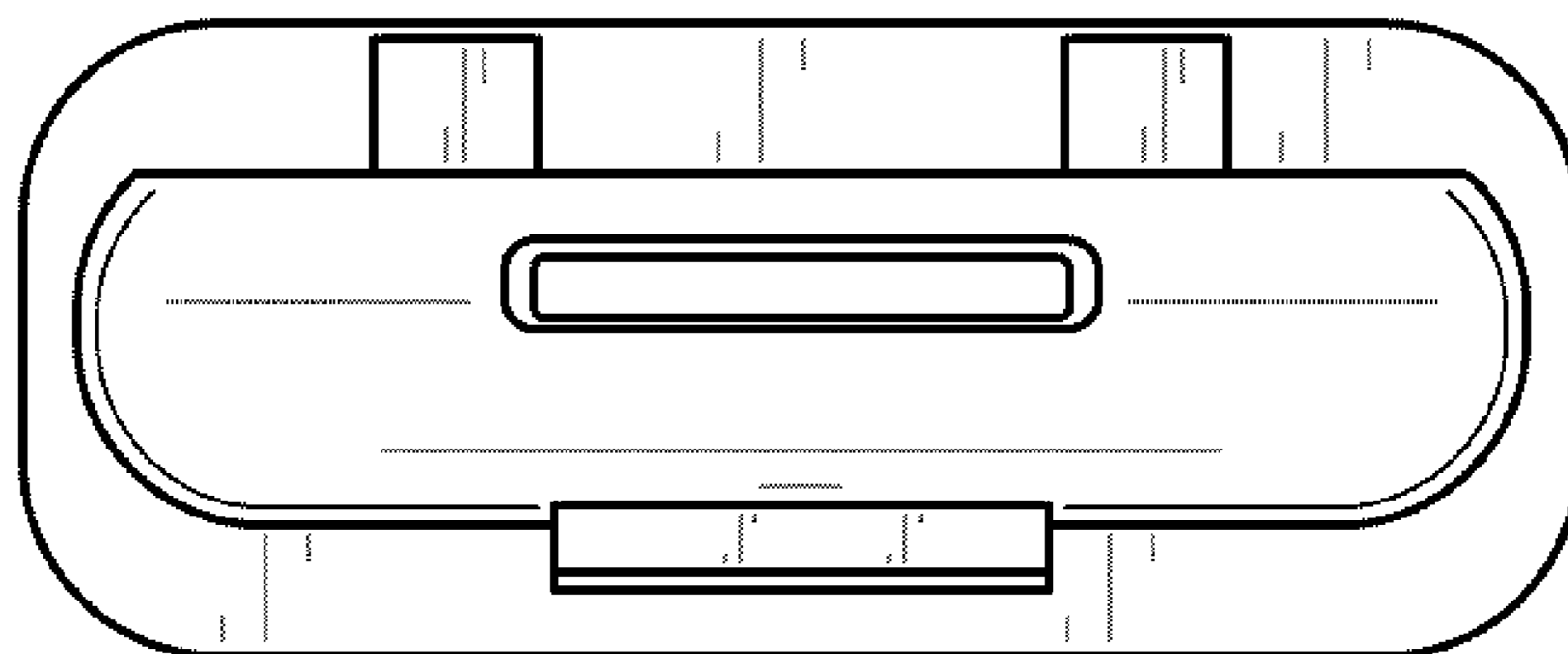


FIG. 7

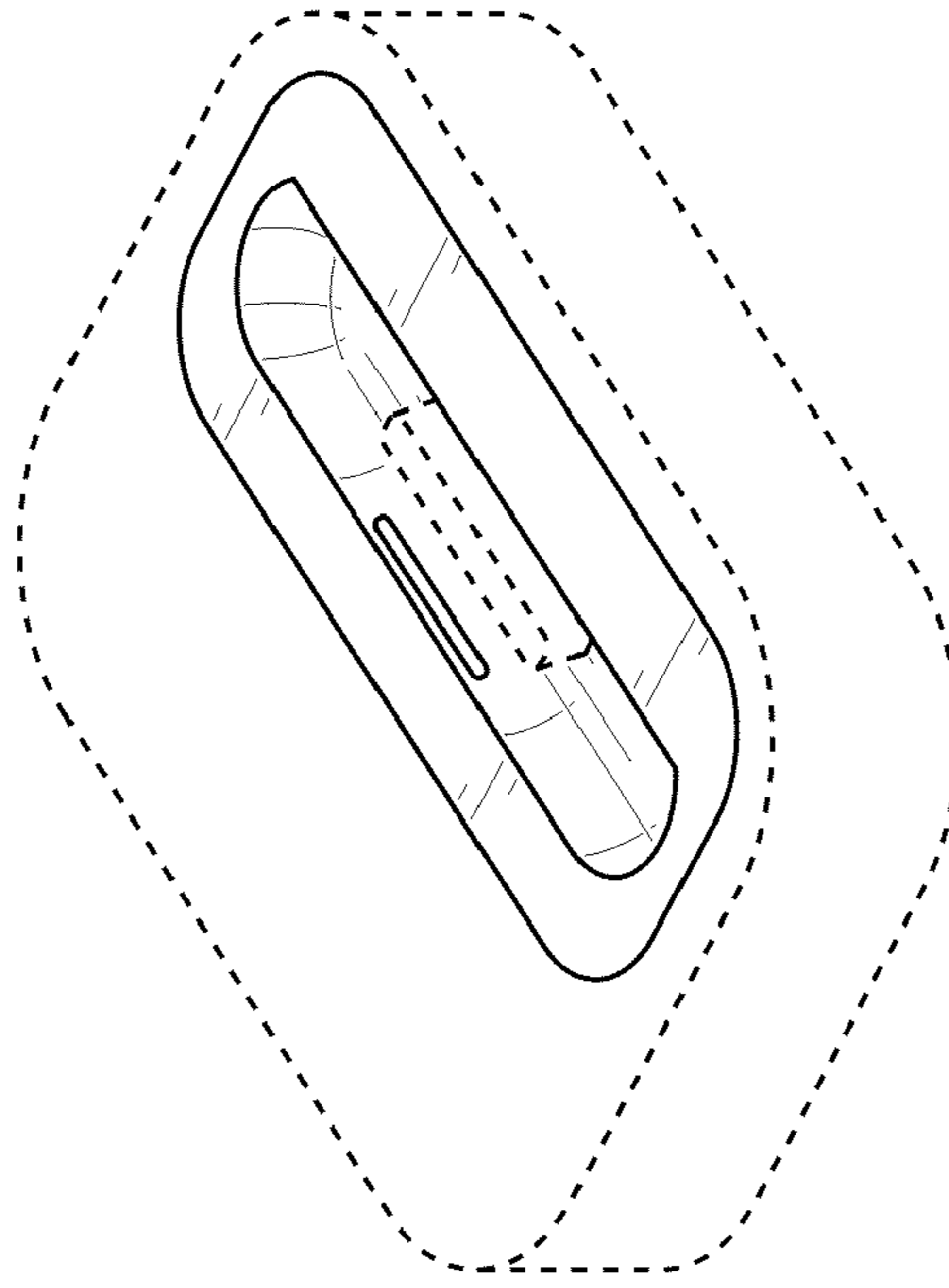


FIG. 9

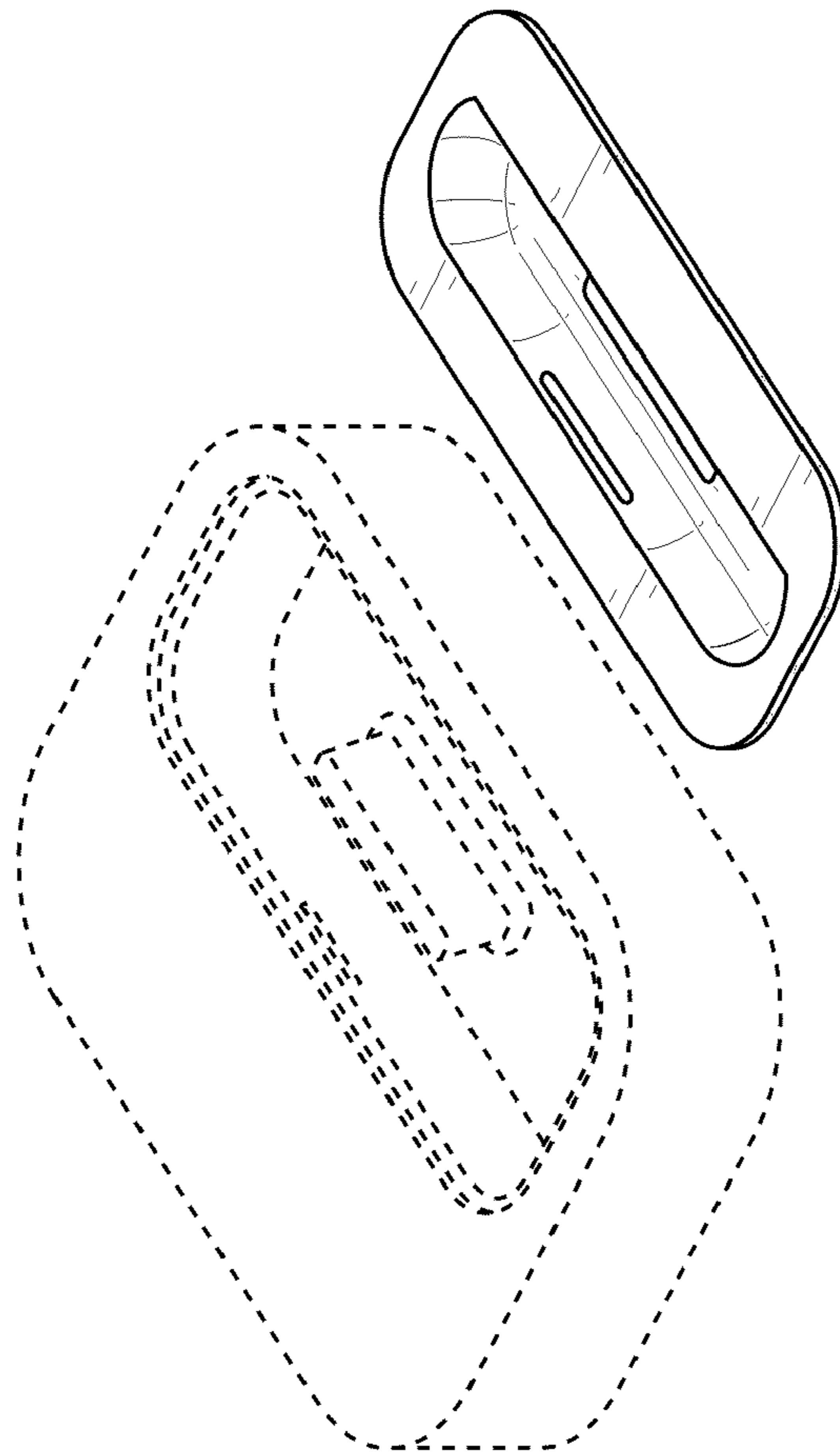


FIG. 8