



US00D570332S

(12) **United States Design Patent**  
**Landerholm et al.**

(10) **Patent No.:** **US D570,332 S**

(45) **Date of Patent:** **\*\* Jun. 3, 2008**

(54) **LOUDSPEAKER**

D490,064 S \* 5/2004 Yi ..... D14/137

(75) Inventors: **John Landerholm**, Aarhus (DK); **Peter Lund**, Aarhus (DK)

D506,745 S \* 6/2005 Sitoh ..... D14/214

D507,790 S \* 7/2005 Dayan ..... D14/215

(73) Assignee: **Phonic Ear A/S**, Smorum (DK)

(\*\*) Term: **14 Years**

\* cited by examiner

(21) Appl. No.: **29/269,048**

*Primary Examiner*—Nanda Bondade

(22) Filed: **Nov. 20, 2006**

(74) *Attorney, Agent, or Firm*—Birch, Stewart, Kolasch & Birch, LLP

(30) **Foreign Application Priority Data**

(57) **CLAIM**

May 22, 2006 (EM) ..... 000532908

The ornamental design for a loudspeaker, as substantially shown and described.

(51) **LOC (8) Cl.** ..... **14-01**

(52) **U.S. Cl.** ..... **D14/207; D14/216**

(58) **Field of Classification Search** ..... D14/204,  
D14/207, 209–216, 137–138, 155, 188, 496;  
181/143–144, 147–148, 150, 157, 198–199,  
181/151, 153; 381/300–302, 306, 333, 345,  
381/361–364, 386–388, 332, 336

**DESCRIPTION**

See application file for complete search history.

FIG. 1 is a front perspective view of the loudspeaker;

FIG. 2 is a rear perspective view of the loudspeaker;

FIG. 3 is a front view of the loudspeaker;

FIG. 4 is a side view of the loudspeaker; and,

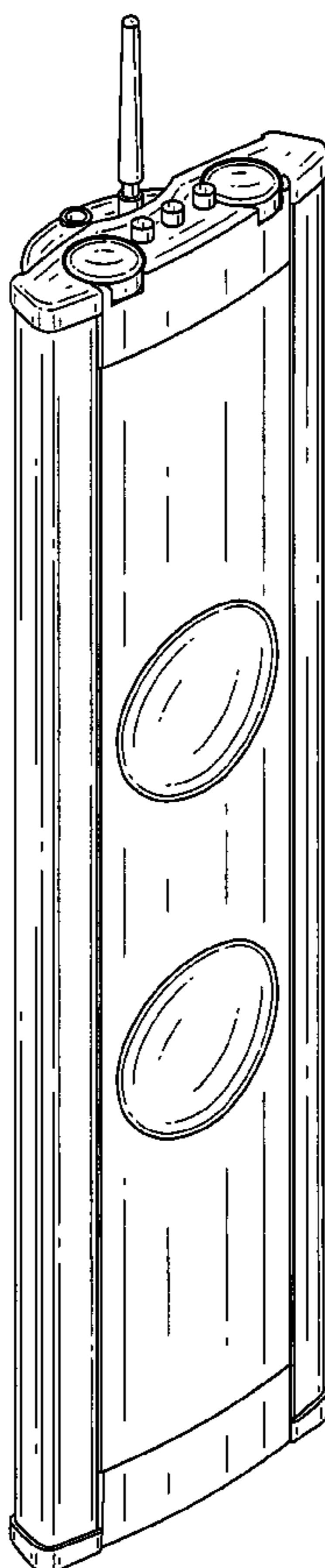
FIG. 5 is a top view of the loudspeaker.

(56) **References Cited**

**U.S. PATENT DOCUMENTS**

D487,026 S \* 2/2004 Fleetwood et al. .... D10/104

**1 Claim, 5 Drawing Sheets**



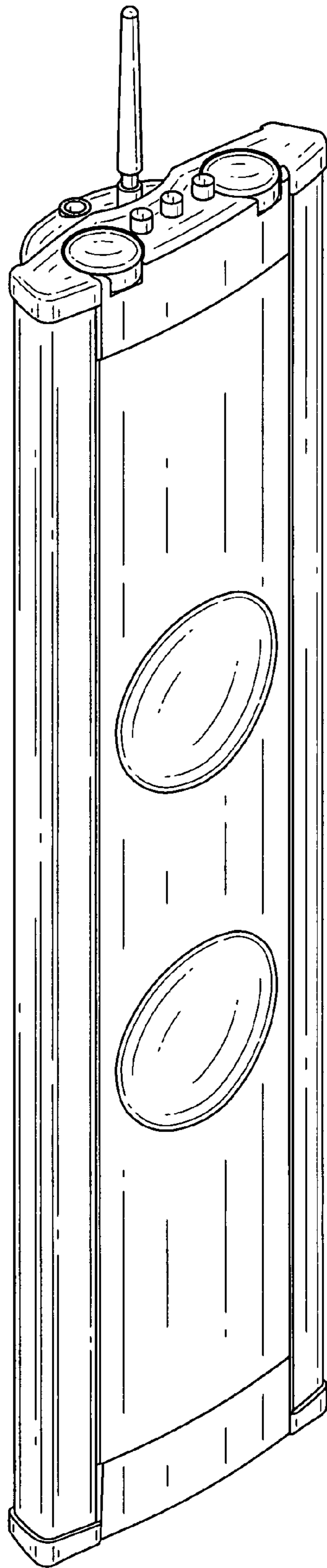


FIG. 1




FIG.2




FIG.3



FIG.4

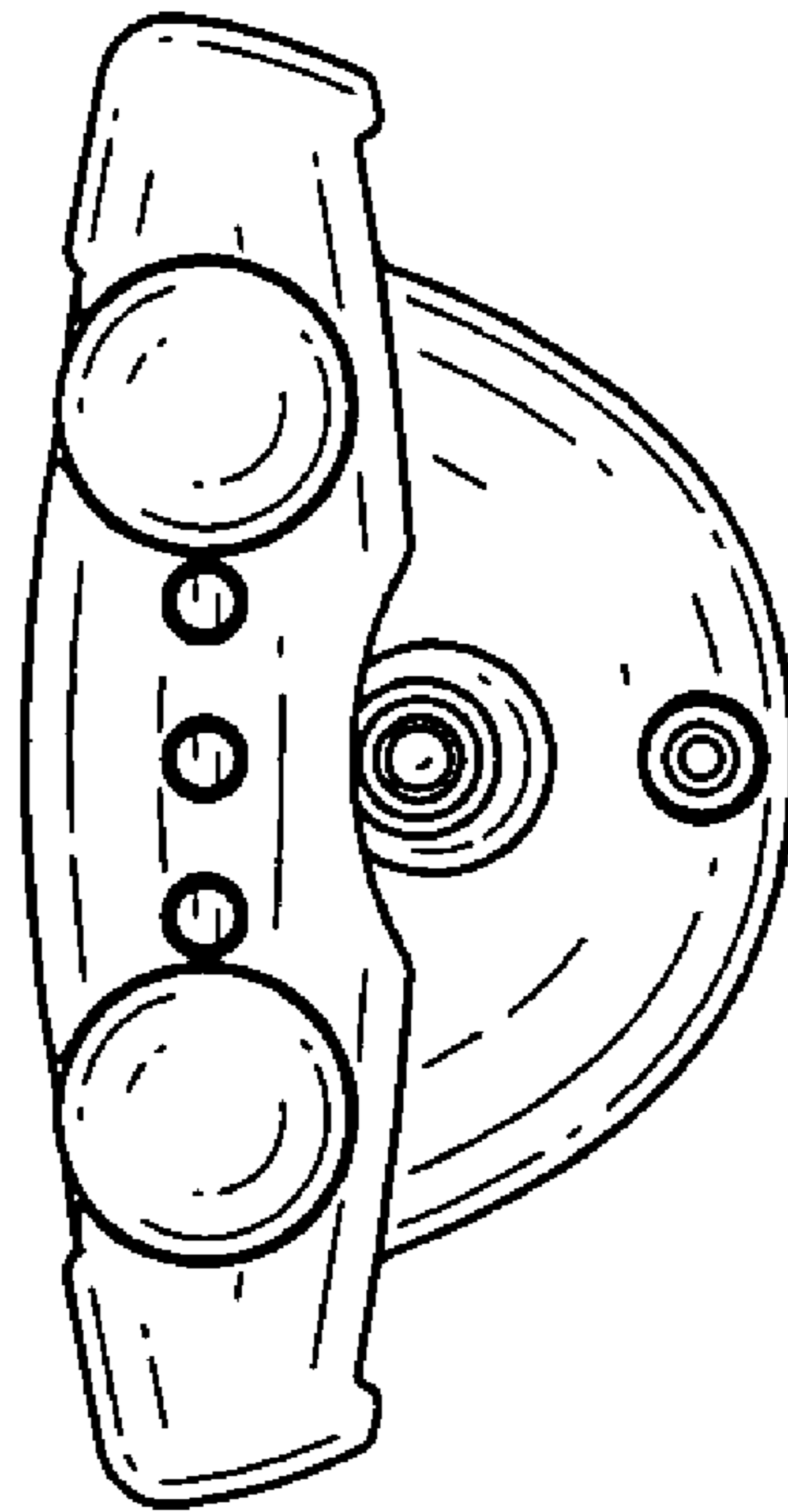


FIG. 5