

US00D570324S

(12) **United States Design Patent**
Furuno et al.

(10) **Patent No.:** **US D570,324 S**
(45) **Date of Patent:** **** Jun. 3, 2008**

- (54) **TELEPHONE BASE UNIT**
- (75) Inventors: **Masashi Furuno**, Kadoma (JP);
Toshiya Moriyama, Kadoma (JP)
- (73) Assignee: **Matsushita Electric Industrial Co., Ltd.**, Osaka (JP)
- (**) Term: **14 Years**
- (21) Appl. No.: **29/297,393**
- (22) Filed: **Nov. 9, 2007**
- (51) **LOC (8) Cl.** **14-03**
- (52) **U.S. Cl.** **D14/149**
- (58) **Field of Classification Search** D14/130,
D14/137, 140, 140.1, 140.8, 141.1, 141.3,
D14/142, 147-151, 158-159, 171, 188, 225-226,
D14/240, 243, 251, 253, 434; 379/387.01,
379/388.02, 420.02, 447; 381/16; D13/107-108;
191/12.2 R; 320/108, 114
See application file for complete search history.

- D524,789 S * 7/2006 Beasley et al. D14/149
- D525,233 S 7/2006 Franck et al.
- D528,979 S 9/2006 Franck et al.
- D530,302 S 10/2006 Franck et al.

OTHER PUBLICATIONS

Vtech mi6861, <URL:http://www.101phones.com/details/2051-23/Vtech-5-8GHz-Phones-Answering-System-MI6861.html>, retrieved from internet Feb. 8, 2008.*

* cited by examiner

Primary Examiner—Ian Simmons
Assistant Examiner—Carla Wright

(74) *Attorney, Agent, or Firm*—Brinks Hofer Gilson & Lione

(57) **CLAIM**

We claim the ornamental design for a telephone base unit, as shown and described.

DESCRIPTION

FIG. 1 is a top perspective view of a telephone base unit of the present invention;

FIG. 2 is a front view thereof;

FIG. 3 is a rear view thereof;

FIG. 4 is a first side view thereof;

FIG. 5 is a second side view thereof;

FIG. 6 is a top view thereof; and,

FIG. 7 is a bottom view thereof.

The broken line showing of environmental structures is for illustrative purposes only and forms no part of the claimed design.

(56) **References Cited**

U.S. PATENT DOCUMENTS

- D363,286 S * 10/1995 Solomita D14/151
- D381,656 S * 7/1997 Biskup et al. D14/149
- D385,558 S * 10/1997 Liu D14/148
- D395,046 S * 6/1998 Liu D14/148
- 5,952,814 A * 9/1999 Van Lerberghe 320/108
- 6,014,011 A * 1/2000 DeFelice et al. 320/114
- D456,795 S * 5/2002 Hughes et al. D14/149
- D457,868 S * 5/2002 Shintani D14/149
- D469,074 S * 1/2003 Muenscher et al. D14/149
- D495,312 S * 8/2004 Fitzgerald D14/147
- D511,510 S * 11/2005 Beasley et al. D14/149
- D512,703 S * 12/2005 Ookawa D14/149

1 Claim, 7 Drawing Sheets

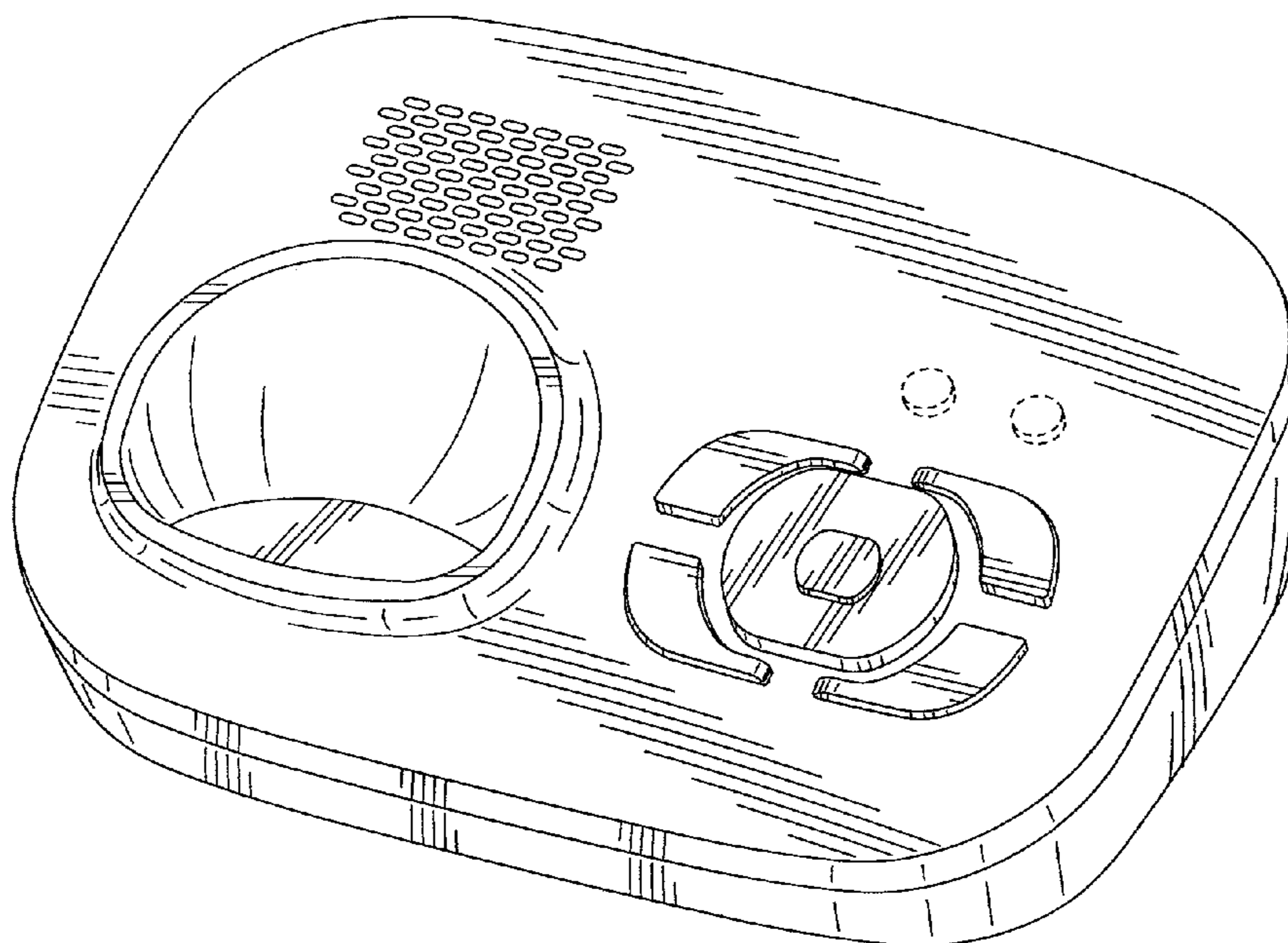


FIG.1

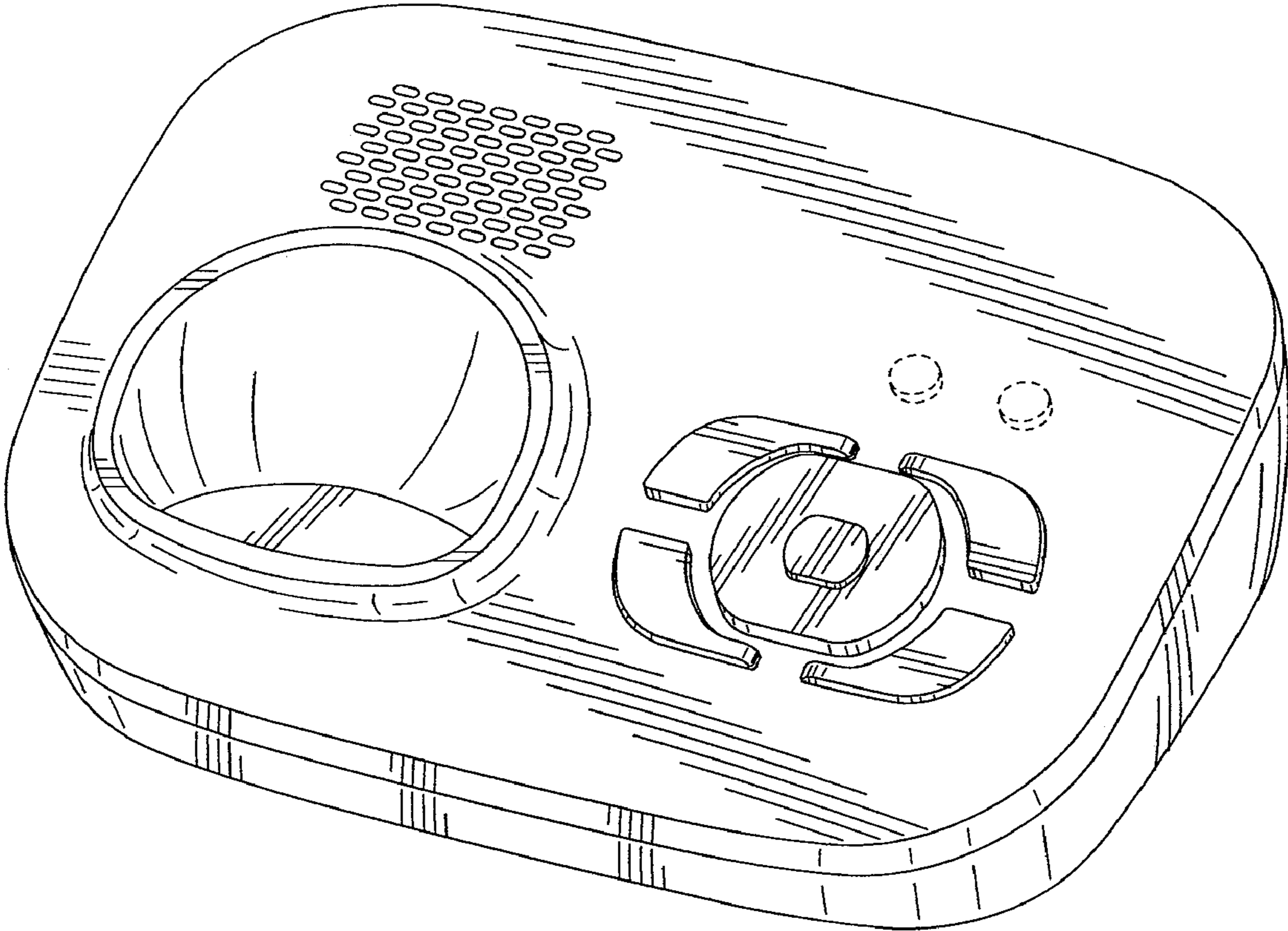


FIG. 2

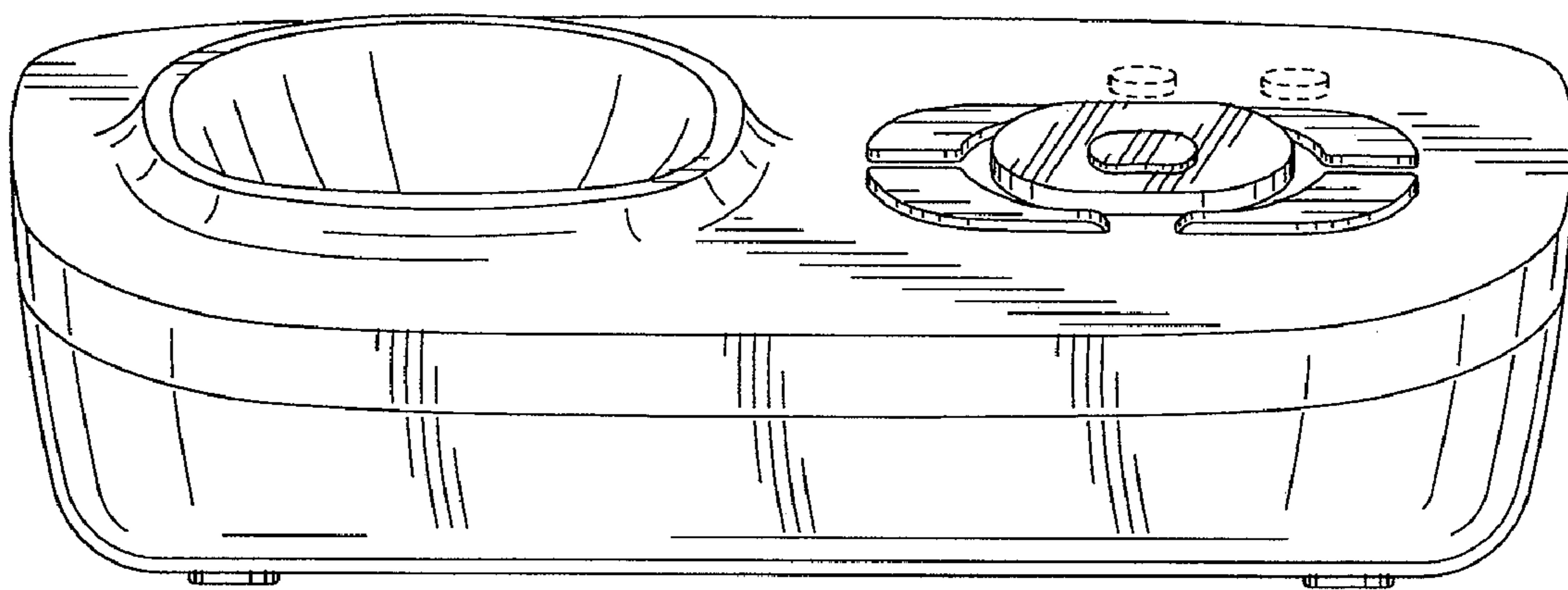


FIG.3

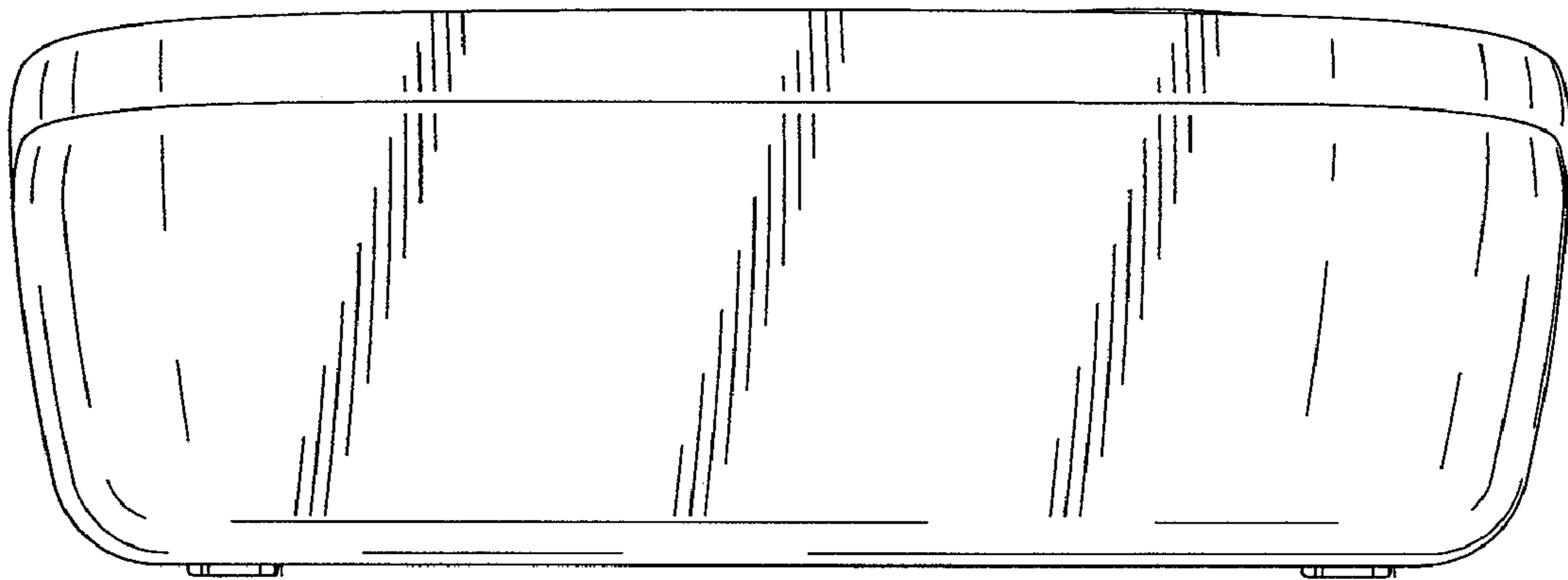


FIG. 4

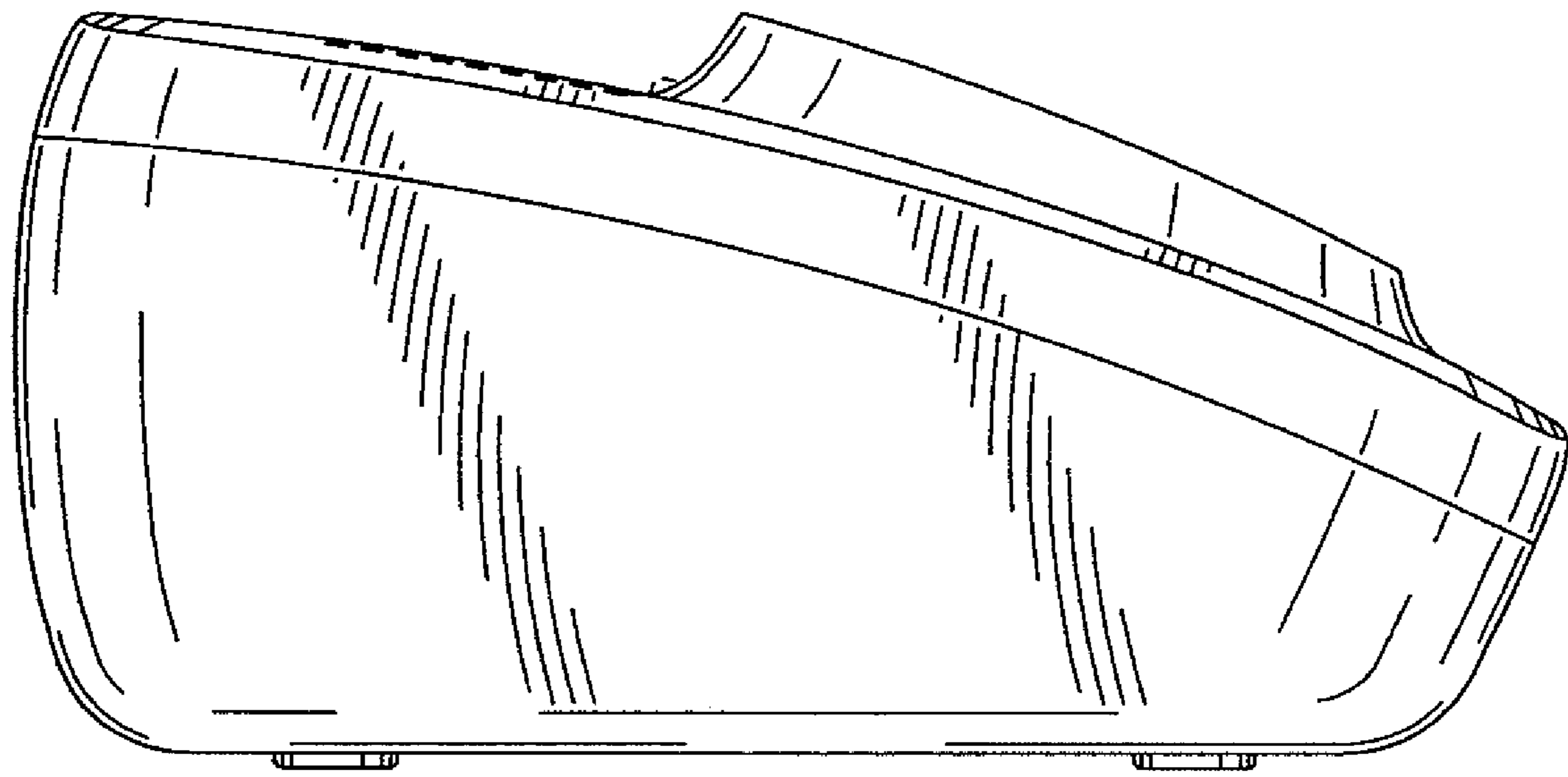


FIG. 5

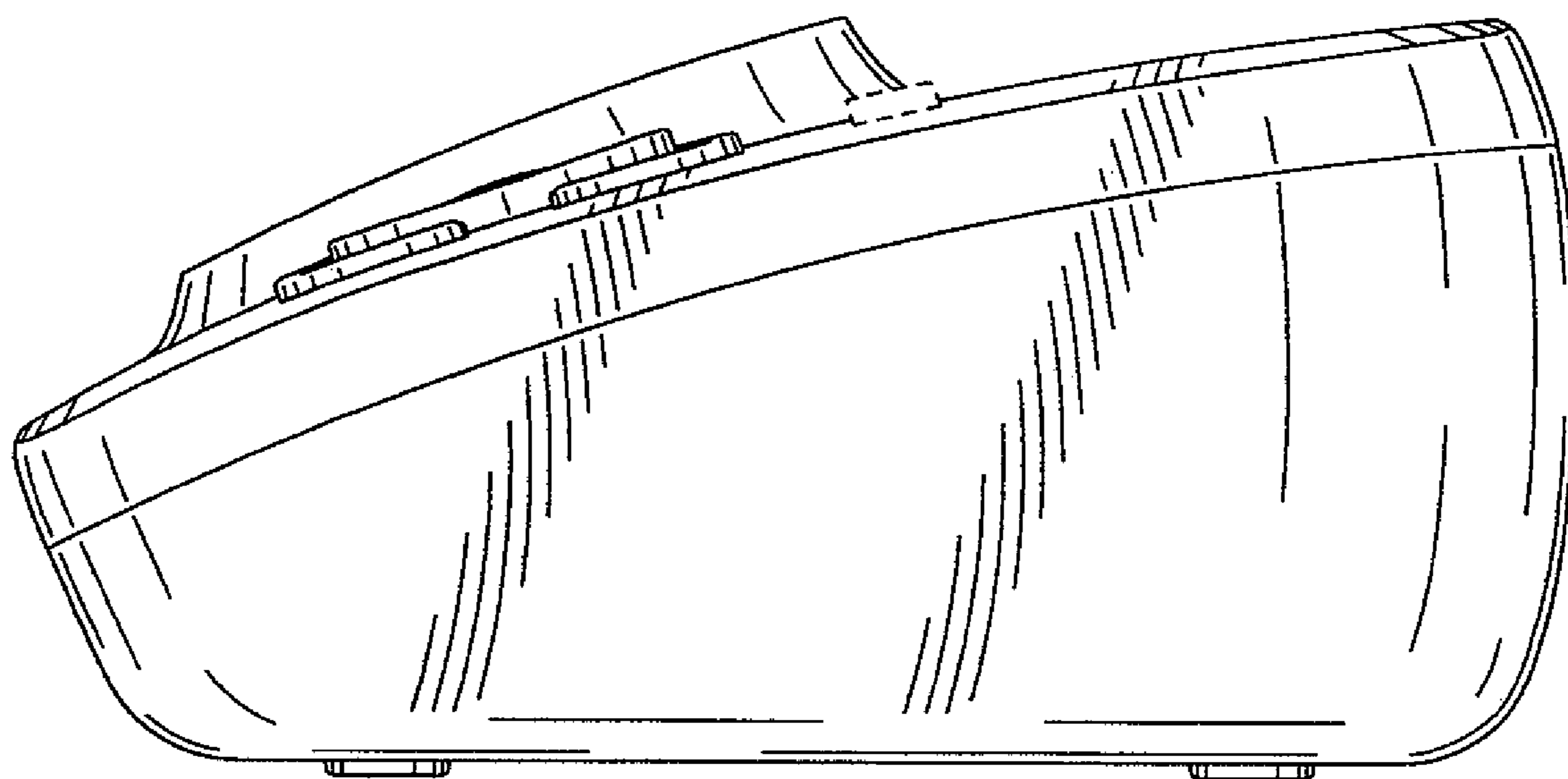


FIG.6

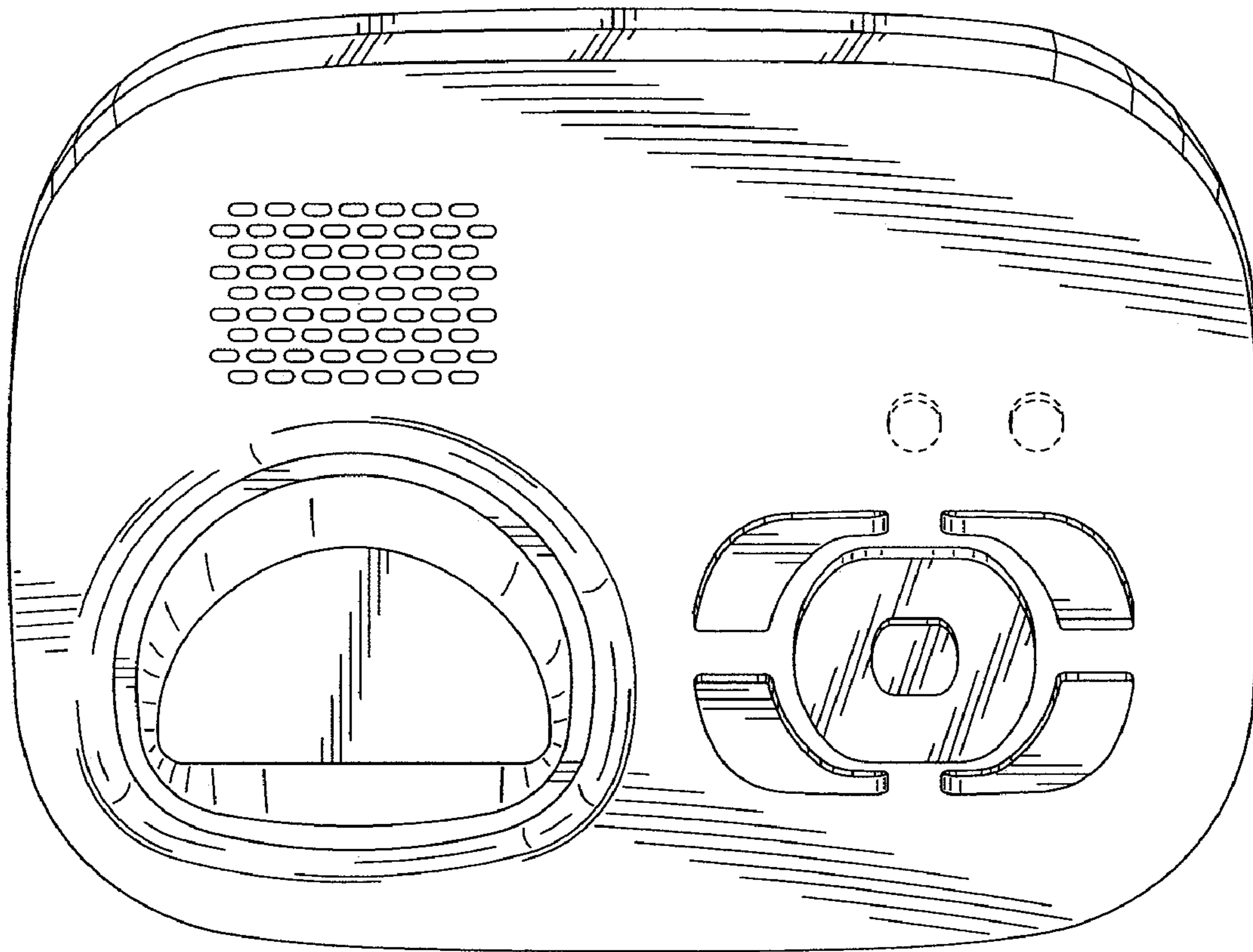


FIG. 7

