

US00D570318S

(12) **United States Design Patent**
Lee et al.

(10) **Patent No.:** **US D570,318 S**
(45) **Date of Patent:** **** Jun. 3, 2008**

(54) **PORTABLE PHONE FOR AN EARPIECE**

(75) Inventors: **Suk-Woo Lee**, Seoul (KR);
Jung-Hyeok Im, Gyeonggi-do (KR);
Min-Hyok Lee, Suwon-si (KR);
Chang-Hwan Hwang, Goyang-Si (KR)

(73) Assignee: **Samsung Electronics Co., Ltd.**,
Suwon-Si (KR)

(**) Term: **14 Years**

(21) Appl. No.: **29/264,358**

(22) Filed: **Aug. 9, 2006**

(30) **Foreign Application Priority Data**

Feb. 10, 2006 (KR) 30-2006-0005162

(51) **LOC (8) Cl.** **14-03**

(52) **U.S. Cl.** **D14/138**

(58) **Field of Classification Search** D14/137-138,
D14/143-144, 147-148, 156, 160, 192, 205-206,
D14/218, 247-249, 341-347, 496, 390, 399,
D14/455, 456; D16/208; D21/329, 331,
D21/333, 517; 348/14.01-14.02; 361/814;
379/433.01-433.13; 455/90.3, 556.1-556.2,
455/566, 575.1, 575.3, 575.4; D13/164,
D13/168; 439/165; 343/702; D10/104
See application file for complete search history.

(56) **References Cited**

U.S. PATENT DOCUMENTS

D239,733 S * 4/1976 Vong D14/192
D414,486 S * 9/1999 Zambotti et al. D14/138
D450,046 S * 11/2001 Chun D14/138
D468,279 S * 1/2003 Kim et al. D14/138

D474,510 S * 5/2003 Fayram et al. D21/330
D497,888 S * 11/2004 Brandis D14/138
D497,891 S * 11/2004 Peng et al. D14/138
D507,551 S * 7/2005 Kim et al. D14/138
D548,210 S * 8/2007 Lewis D14/138
D558,785 S * 1/2008 Kofford et al. D14/496
D558,789 S * 1/2008 Yu et al. D14/496
2002/0094846 A1* 7/2002 Kishimoto et al. 455/566
2003/0109232 A1* 6/2003 Park et al. 455/90

* cited by examiner

Primary Examiner—Ian Simmons

Assistant Examiner—Carla Wright

(74) *Attorney, Agent, or Firm*—Staas & Halsey LLP

(57) **CLAIM**

The ornamental design for a portable phone for an earpiece,
as shown and described.

DESCRIPTION

FIG. 1 is a perspective view of the portable phone for an
earpiece showing our design;

FIG. 2 is a front view thereof;

FIG. 3 is a rear view thereof;

FIG. 4 is a left side view thereof;

FIG. 5 is a right side view thereof;

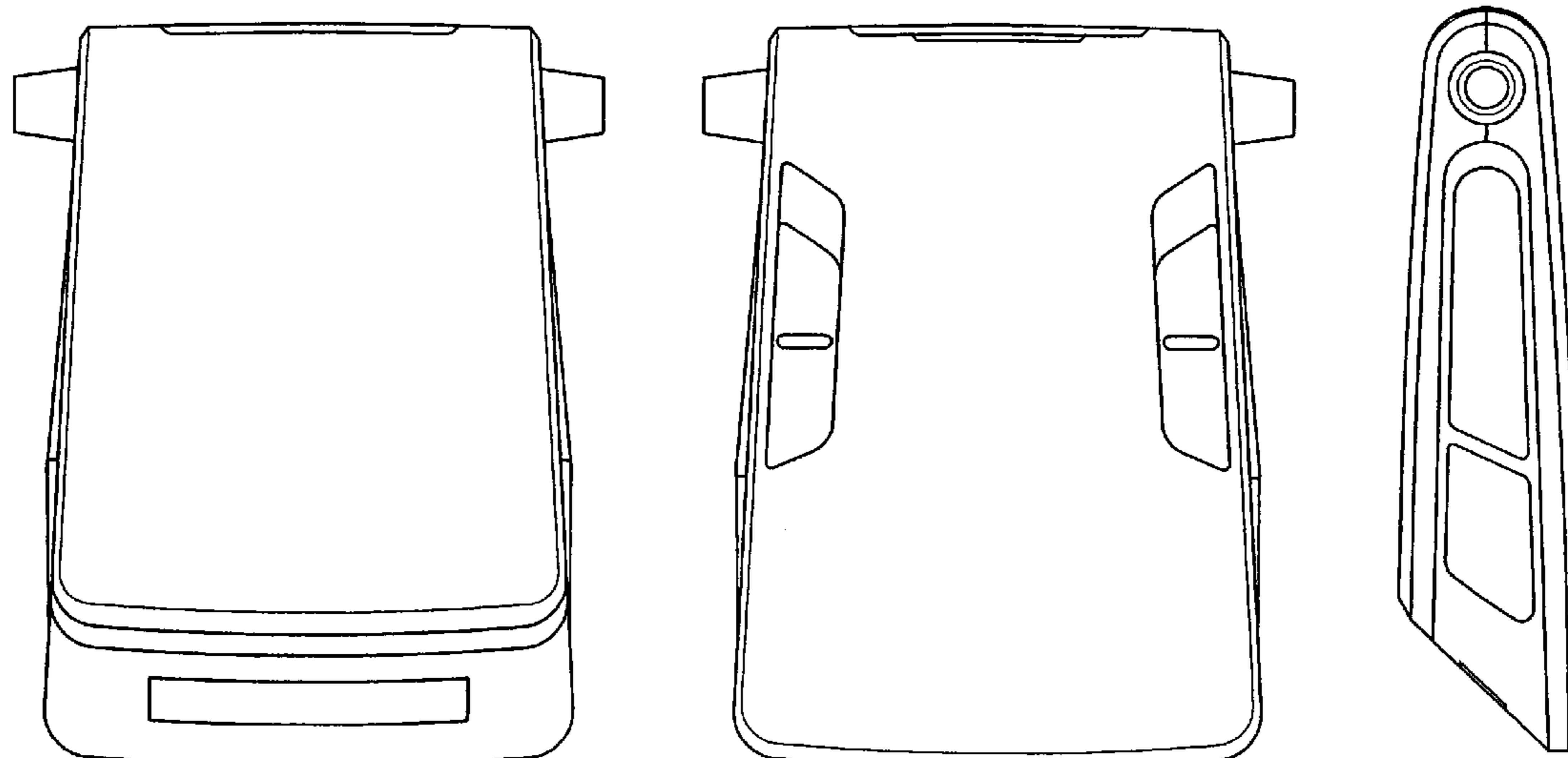
FIG. 6 is a top plan view thereof;

FIG. 7 is a bottom plan view thereof; and,

FIG. 8 is a front view thereof showing the portable phone for
an earpiece attached to a necklace-type connection.

The broken line showing of environmental structures is for
illustrative purposes only and forms no part of the claimed
design.

1 Claim, 5 Drawing Sheets



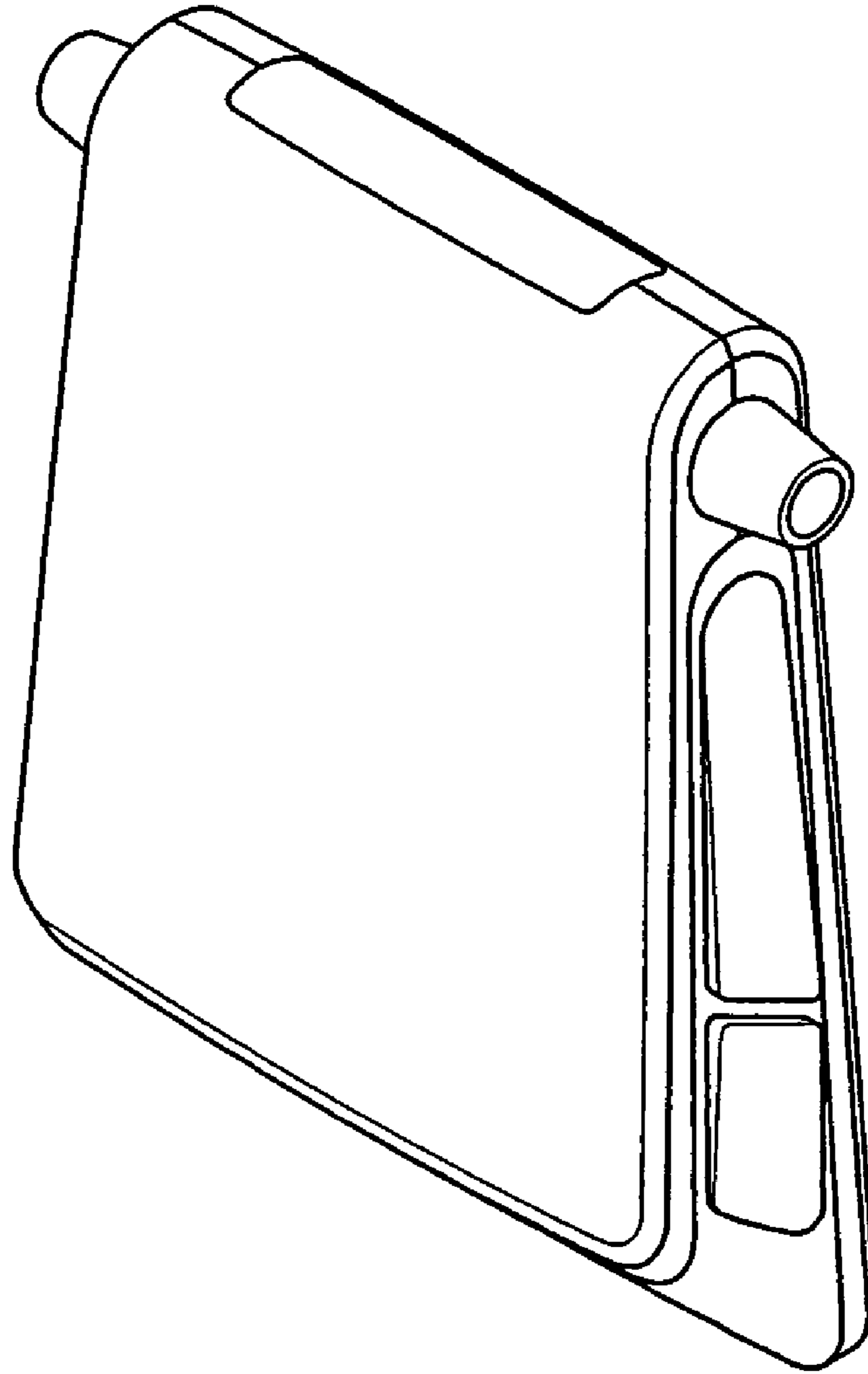


FIGURE 1

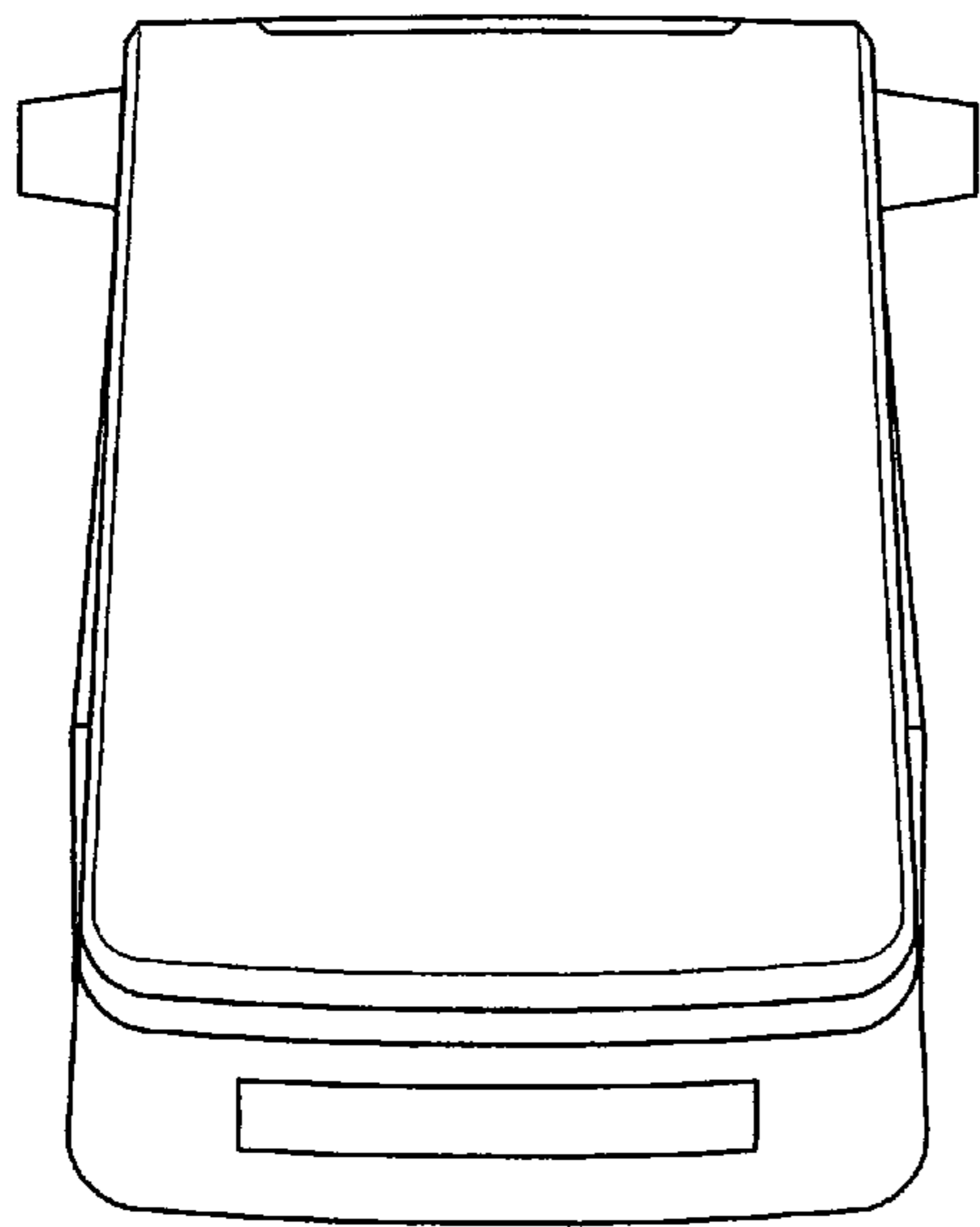


FIGURE 2

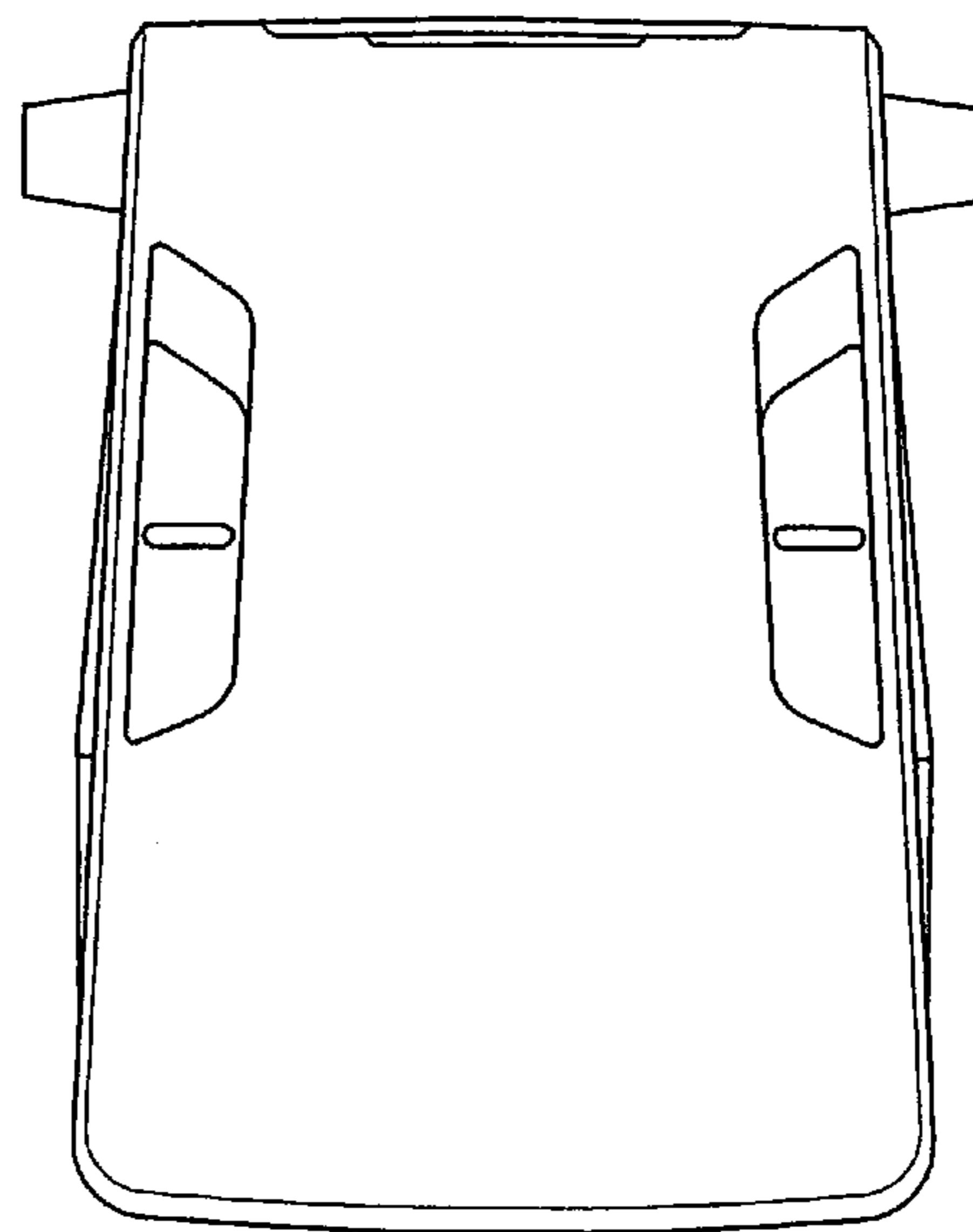


FIGURE 3

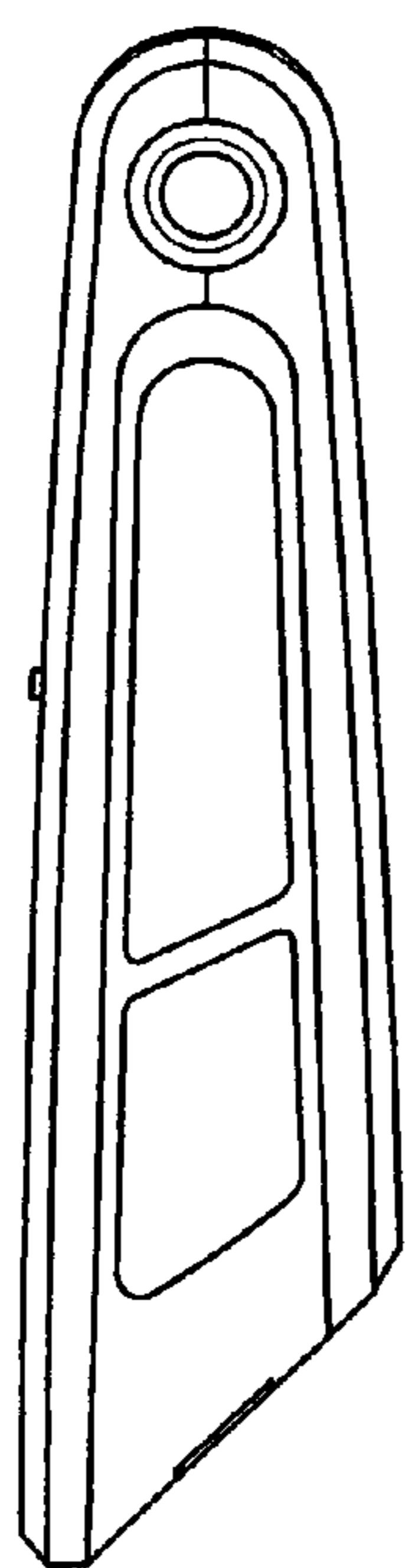


FIGURE 4

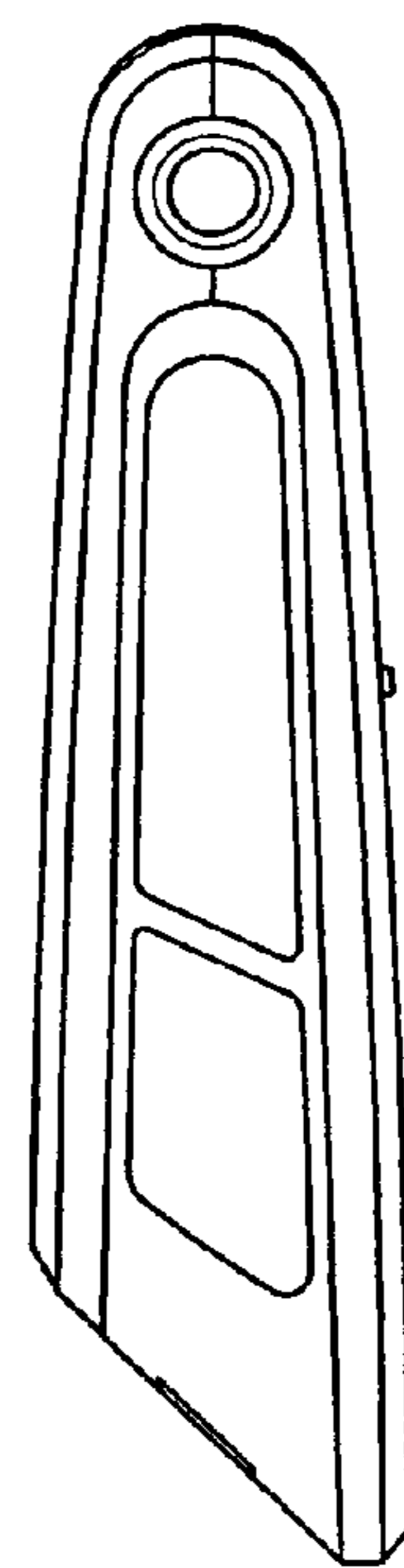


FIGURE 5

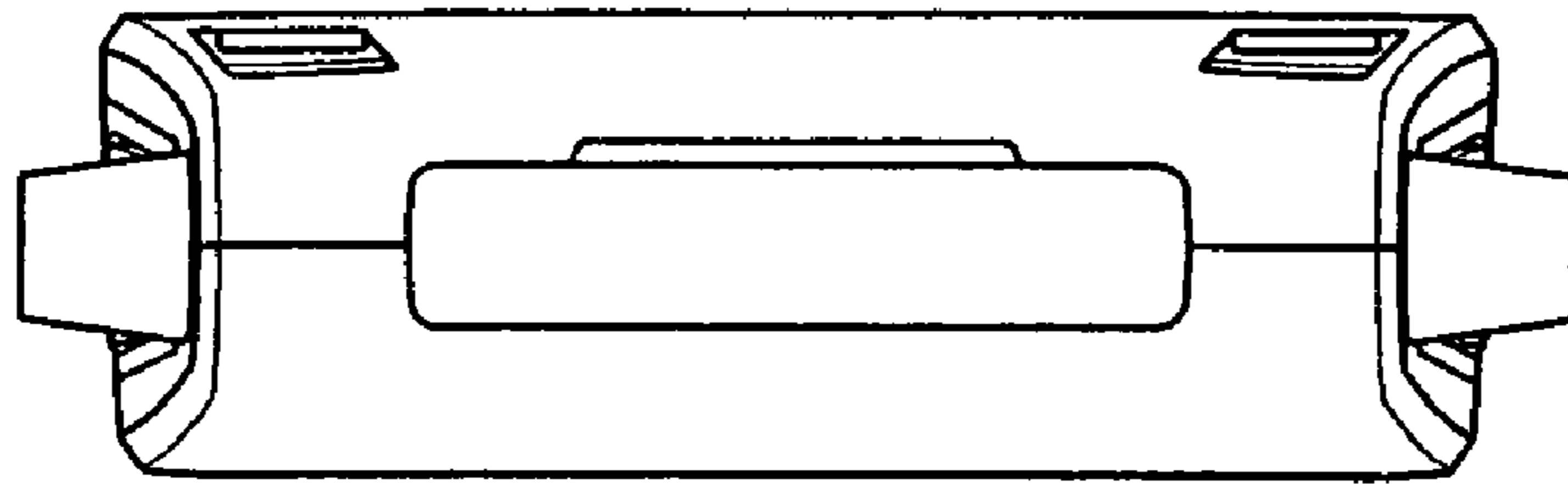


FIGURE 6




FIGURE 7

FIG. 8

