



US00D570317S

(12) **United States Design Patent**
Eklund

(10) **Patent No.:** **US D570,317 S**

(45) **Date of Patent:** **** Jun. 3, 2008**

(54) **MOBILE PHONE**

(75) Inventor: **Therese Eklund**, Lund (SE)

(73) Assignee: **Sony Ericsson Mobile Communications AB**, Lund (SE)

(**) Term: **14 Years**

(21) Appl. No.: **29/261,882**

(22) Filed: **Jun. 22, 2006**

(30) **Foreign Application Priority Data**

Dec. 22, 2005 (EM) 000454483-0001/0004

(51) **LOC (8) Cl.** **14-03**

(52) **U.S. Cl.** **D14/138**

(58) **Field of Classification Search** D14/137-138,
D14/147-148, 156, 218, 247-248, 341-347,
D14/496; D16/208; D21/329, 331, 333,
D21/517; 348/14.01-14.02; 361/814; 379/
433.01-433.13; 455/90.3, 556.1-556.2,
455/566, 575.1, 575.3, 575.4

See application file for complete search history.

(56) **References Cited**

U.S. PATENT DOCUMENTS

D485,819 S *	1/2004	Ahlgren	D14/138
D492,657 S *	7/2004	Jensfelt	D14/138
D513,741 S *	1/2006	Jensfelt	D14/138
D515,528 S *	2/2006	Miyazawa et al.	D14/138
D515,532 S *	2/2006	Shintani	D14/138
D515,533 S *	2/2006	Yano	D14/138
D515,541 S *	2/2006	Jensfelt	D14/138
D515,543 S *	2/2006	Shintani	D14/138

D524,782 S *	7/2006	Sun et al.	D14/138
7,102,620 B2 *	9/2006	Harries et al.	345/169
2004/0204060 A1 *	10/2004	Makinouchi et al.	455/556.1
2005/0119031 A1 *	6/2005	Spalink et al.	455/566

OTHER PUBLICATIONS

Philips 568, announced 4Q 2004, <URL:www.gsmarena.com>, retrieved from internet Oct. 24, 2007.*
Sony Ericsson K608, announced Jun. 2005, <URL:www.gsmarena.com>, retrieved from internet Oct. 24, 2007.*
Sony Ericsson K700, announced Mar. 2004, <URL:www.gsmarena.com>, retrieved from internet Oct. 24, 2007.*
Amoi M636, announced, 2Q 2006, <URL:www.gsmarena.com>, retrieved from internet Oct. 24, 2007.*

* cited by examiner

Primary Examiner—Ian Simmons

Assistant Examiner—Carla Wright

(74) *Attorney, Agent, or Firm*—Albihns AB

(57) **CLAIM**

The ornamental design for a mobile phone, as shown.

DESCRIPTION

FIG. 1 is a lower left front perspective view of a mobile phone, showing my new design;

FIG. 2 is a front view thereof;

FIG. 3 is a rear view thereof;

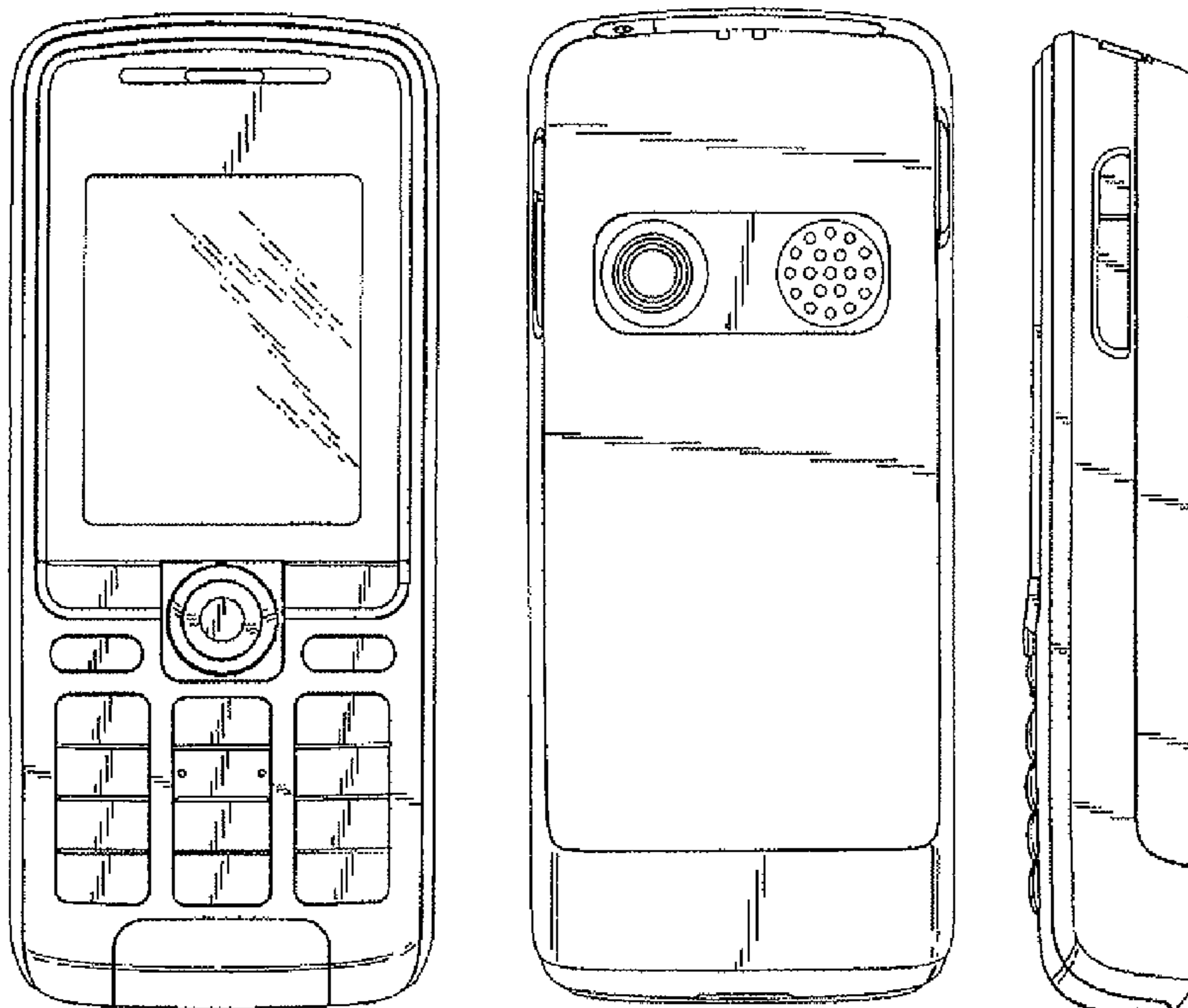
FIG. 4 is a right side view thereof;

FIG. 5 is a left side view thereof;

FIG. 6 is a bottom view thereof; and,

FIG. 7 is a top view thereof.

1 Claim, 2 Drawing Sheets



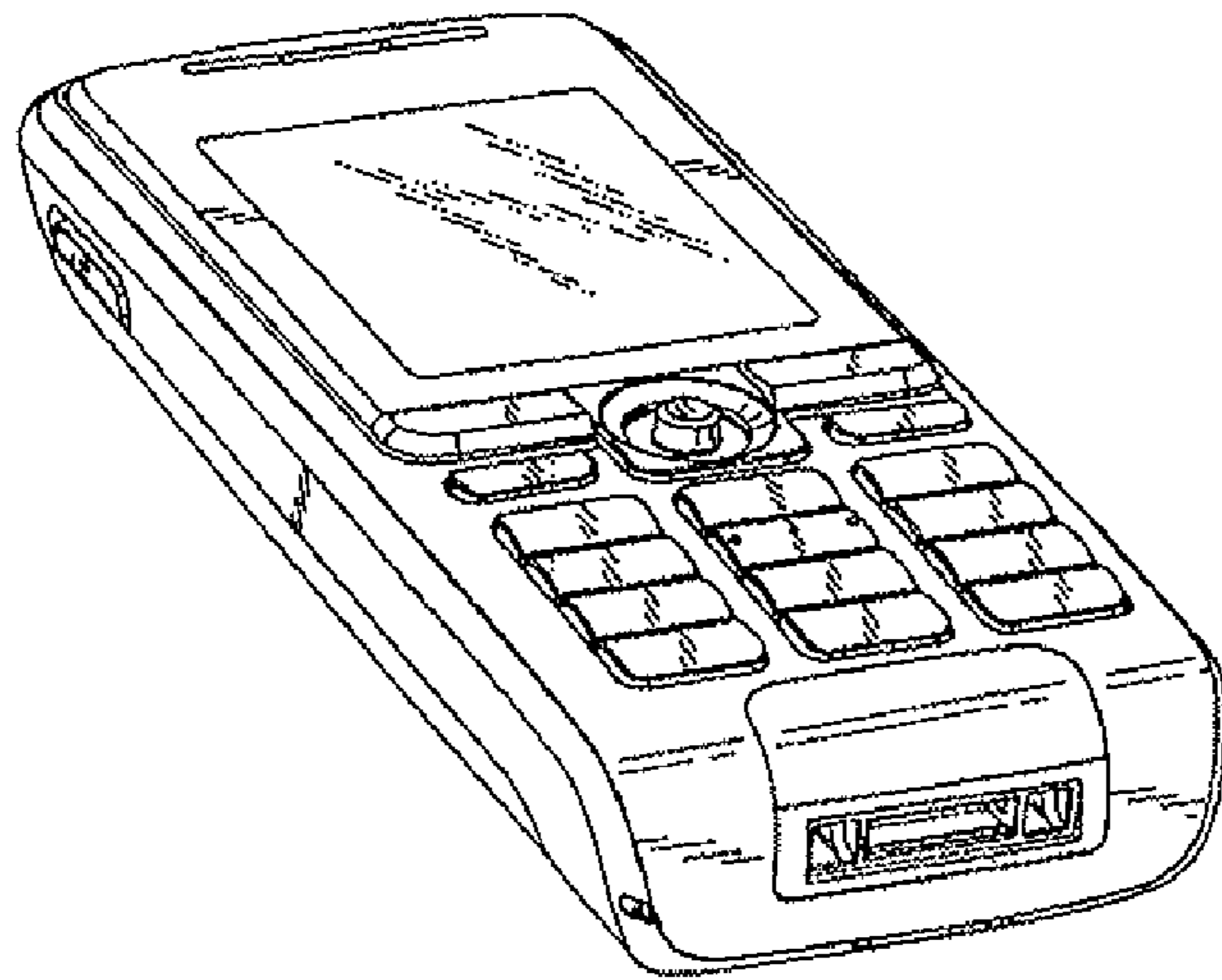


FIG. 1

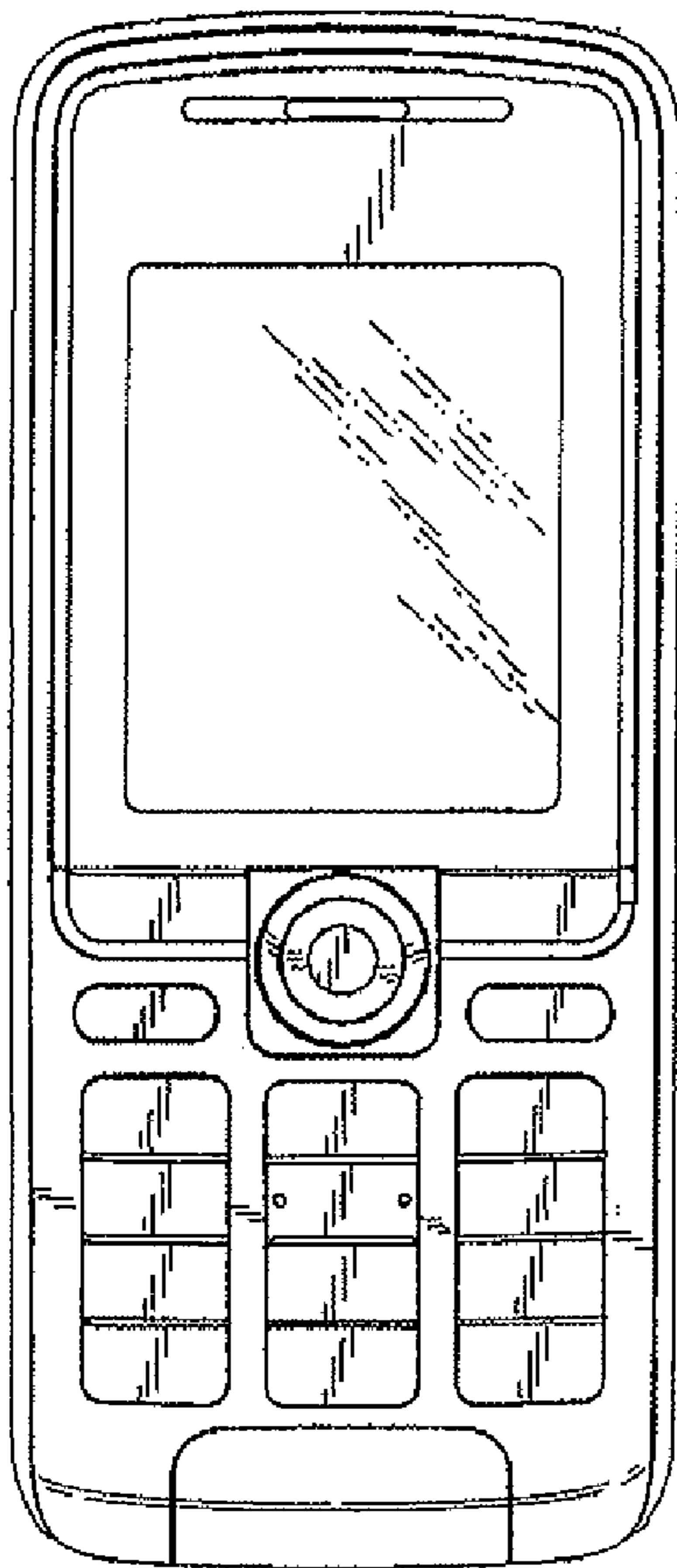


FIG. 2




FIG. 3

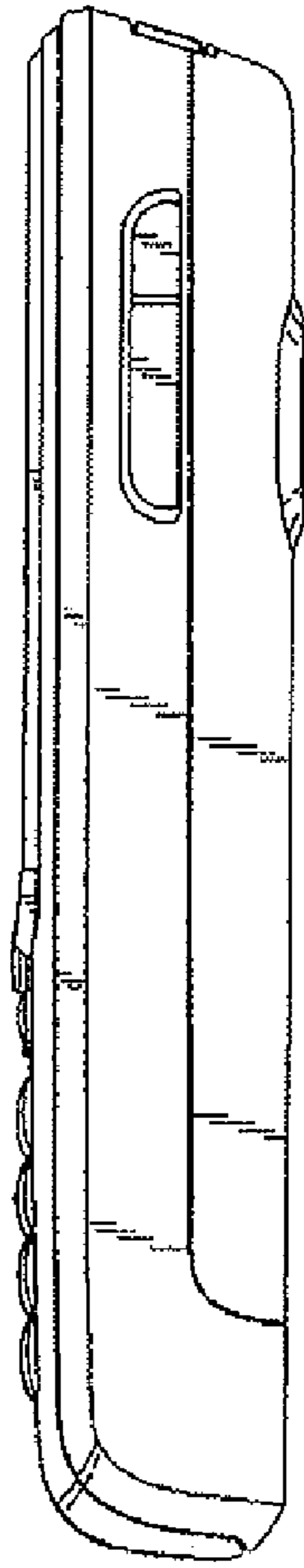


FIG. 4



FIG. 5

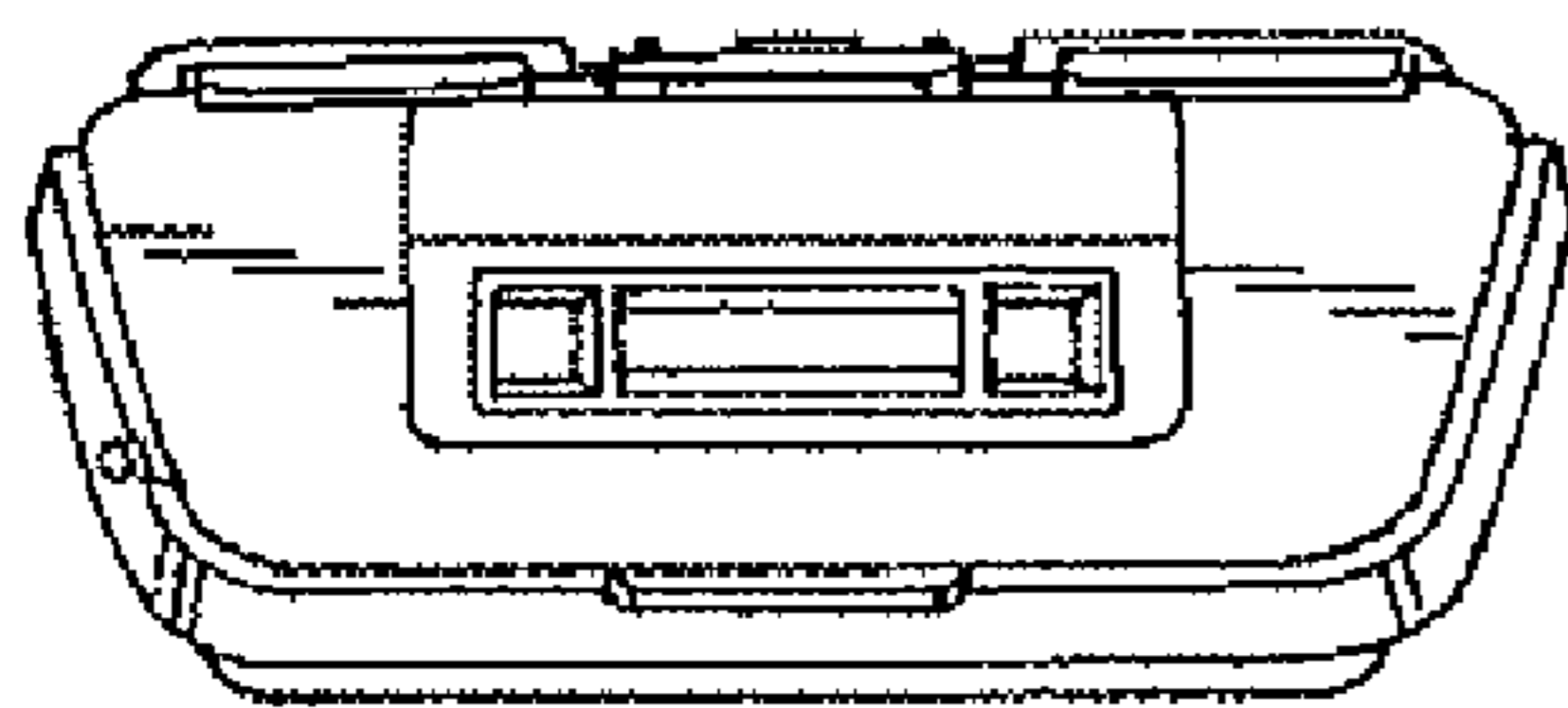


FIG. 6



FIG. 7