

US00D570279S

(12) **United States Design Patent**
Lo

(10) **Patent No.:** **US D570,279 S**

(45) **Date of Patent:** **** Jun. 3, 2008**

(54) **TIRE**

(76) **Inventor:** **Tsai Jen Lo**, No. 215, Meei-Kong Road, Ta-suen, Chang-Hwa (TW)

(**) **Term:** **14 Years**

(21) **Appl. No.:** **29/290,779**

(22) **Filed:** **Jan. 14, 2008**

(51) **LOC (8) Cl.** **12-15**

(52) **U.S. Cl.** **D12/535**

(58) **Field of Classification Search** D12/503-532, D12/533-537, 544, 569-572, 599; 152/209.1, 152/209.8-209.13, 209.28, 455, 209.17
See application file for complete search history.

(56) **References Cited**

U.S. PATENT DOCUMENTS

D346,351 S *	4/1994	Suzuki	D12/535
D381,303 S *	7/1997	Jackson	D12/535
D403,623 S *	1/1999	Haas et al.	D12/535
D405,742 S *	2/1999	Haas et al.	D12/535
D420,312 S *	2/2000	Hara	D12/535
D420,947 S *	2/2000	Buck	D12/535
D470,453 S *	2/2003	Jackson	D12/535

D487,248 S *	3/2004	Taniguchi	D12/535
D502,681 S *	3/2005	Miyasaka	D12/535
D522,960 S *	6/2006	Matsunami et al.	D12/535
D553,073 S *	10/2007	Kajimoto	D12/535
D555,074 S *	11/2007	Zawistowski et al.	D12/535

* cited by examiner

Primary Examiner—Stacia Cadmus

(74) *Attorney, Agent, or Firm*—Rosenberg, Klein & Lee

(57) **CLAIM**

The ornamental design for a tire, as shown and described.

DESCRIPTION

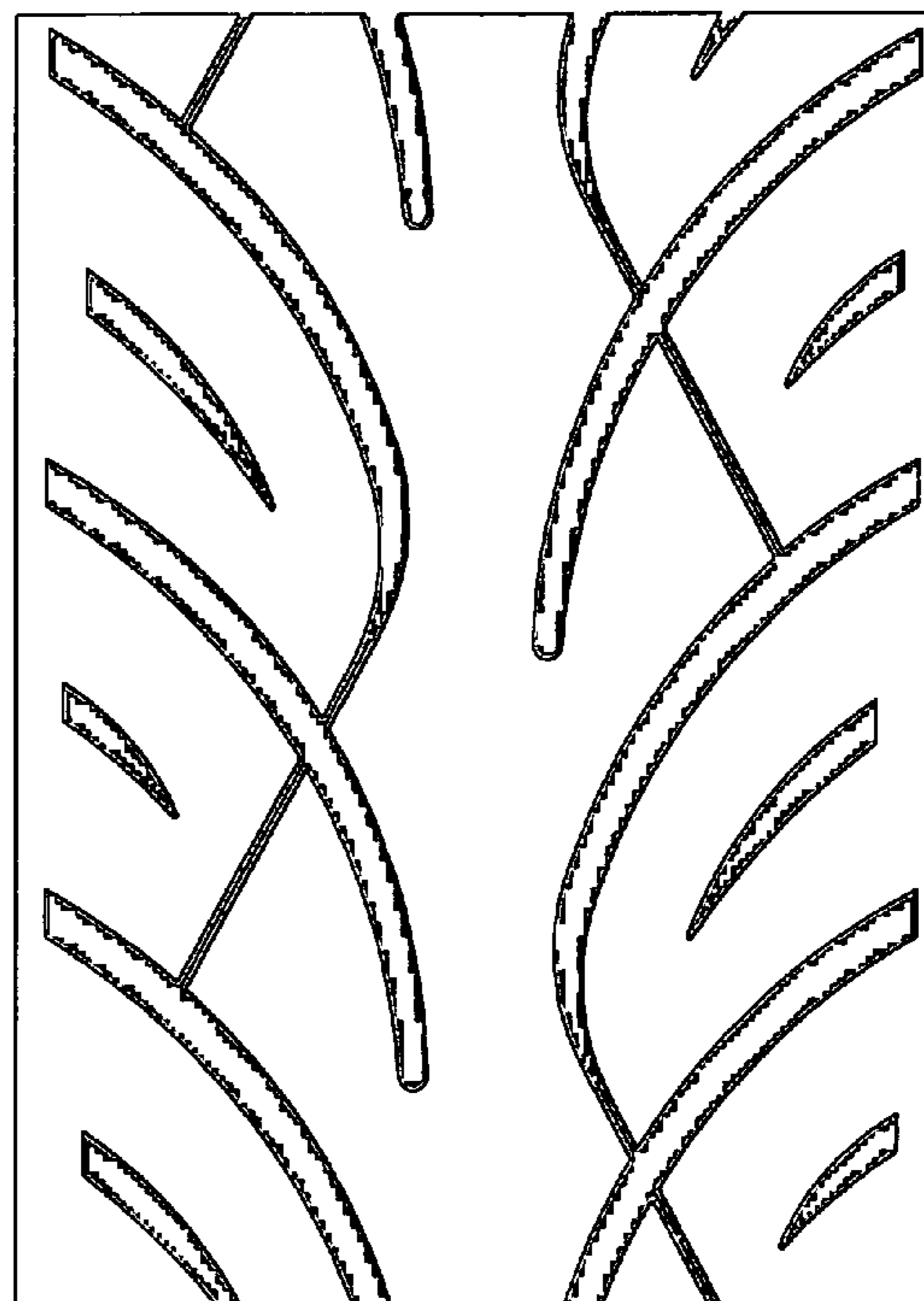
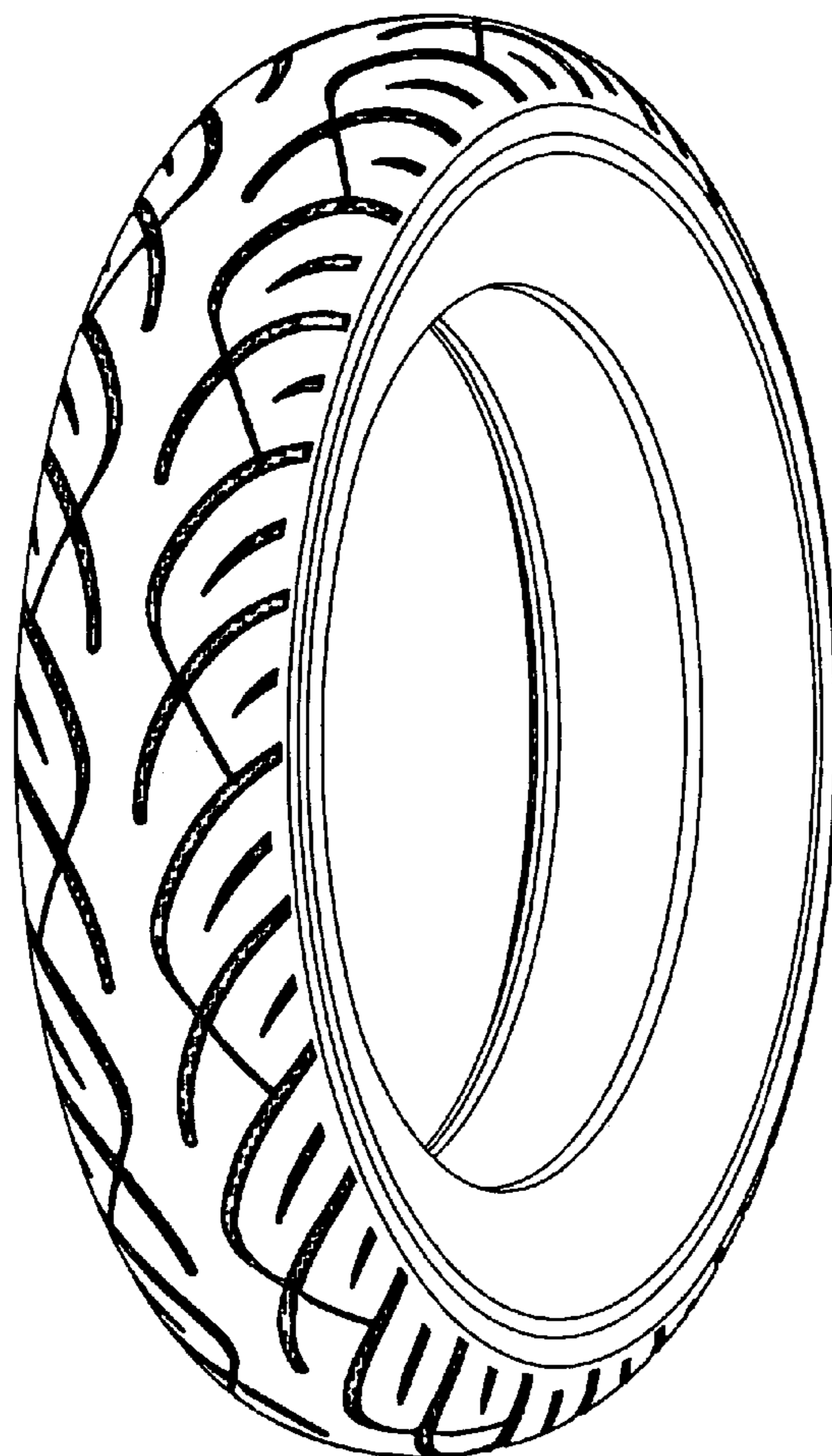
FIG. 1 is a front-right-top perspective view of a tire showing my new design;

FIG. 2 is a front elevational view thereof, the opposite side being a mirror image;

FIG. 3 is a right elevational view thereof, the opposite side being a mirror image; and,

FIG. 4 is an enlarged fragmentary front view thereof showing the tread pattern in greater details.

1 Claim, 4 Drawing Sheets



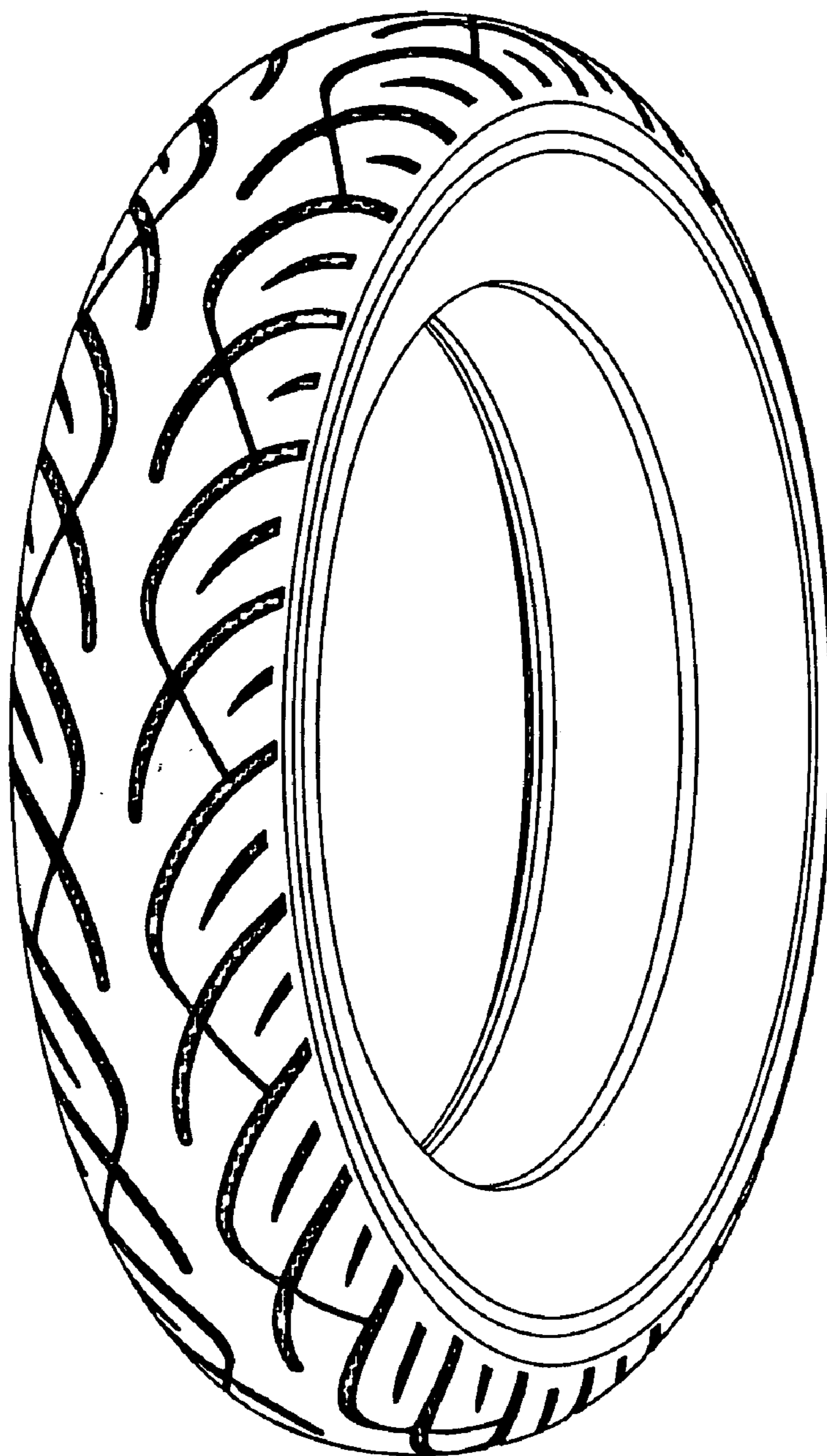


Fig. 1




Fig. 2




Fig. 3

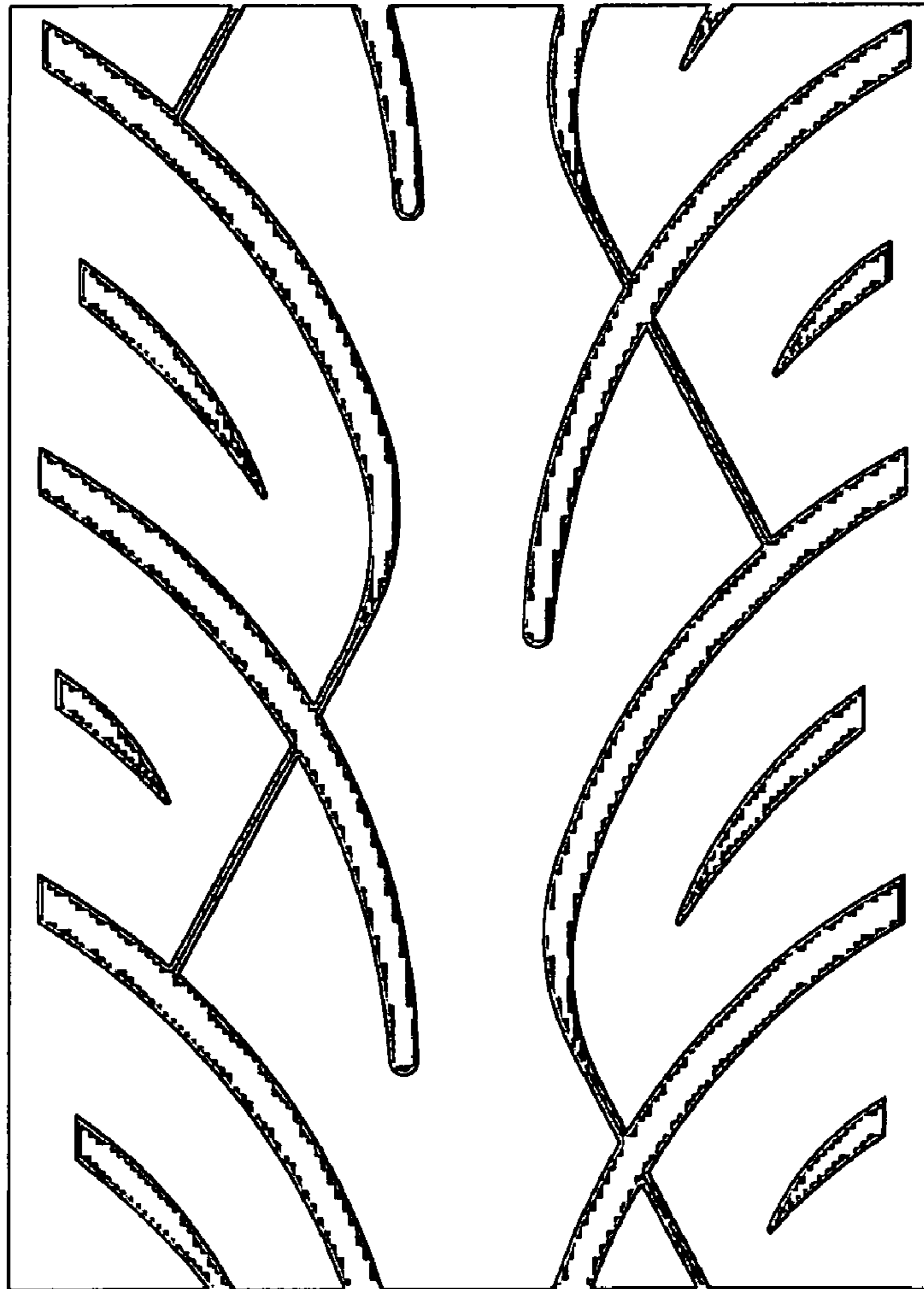


Fig. 4