



US00D570244S

(12) **United States Design Patent**  
**Schmidt**

(10) **Patent No.:** **US D570,244 S**  
(45) **Date of Patent:** **\*\* Jun. 3, 2008**

(54) **PLANT POT**

(75) Inventor: **Guido Schmidt**, Dinklage (DE)

(73) Assignee: **Poeppelmann Holding GmbH & Co. KG**, Lohne (DE)

(\*\*) Term: **14 Years**

(21) Appl. No.: **29/295,019**

(22) Filed: **Sep. 20, 2007**

**Related U.S. Application Data**

(60) Division of application No. 29/249,757, filed on Oct. 20, 2006, which is a continuation-in-part of application No. 29/246,896, filed on May 19, 2006, now Pat. No. Des. 544,813.

(51) **LOC (8) Cl.** ..... **11-02**

(52) **U.S. Cl.** ..... **D11/152**

(58) **Field of Classification Search** ..... D6/403, D6/556; D11/143-148, 152-156; D19/77, D19/81, 84; D26/9; D99/5, 19; 47/32.7, 47/39, 41.01, 41.1, 41.12-41.15, 44-47, 47/65.5, 66.1, 66.6, 66.7, 67-71  
See application file for complete search history.

(56) **References Cited**

**U.S. PATENT DOCUMENTS**

- D110,286 S \* 6/1938 Krehbiel ..... D11/152
- D198,040 S \* 4/1964 Bonham et al. .... D11/147
- D340,674 S \* 10/1993 Carlson ..... D11/152
- D360,850 S \* 8/1995 Grosfillex ..... D11/152
- D366,855 S \* 2/1996 Deelen ..... D11/152
- D368,234 S \* 3/1996 Dickinson et al. .... D11/152
- D399,452 S \* 10/1998 Durbin ..... D11/152
- D405,387 S \* 2/1999 Masello ..... D11/152

- D409,945 S \* 5/1999 Hensen ..... D11/152
- D458,807 S \* 6/2002 Trazzi ..... D7/532
- 6,510,653 B1 \* 1/2003 Workum et al. .... 47/65.5
- D475,243 S \* 6/2003 Trazzi ..... D7/532
- D546,241 S \* 7/2007 Schmidt ..... D11/152

\* cited by examiner

*Primary Examiner*—Caron D. Veynar  
*Assistant Examiner*—Garth Rademaker

(74) *Attorney, Agent, or Firm*—Porter, Wright, Morris & Arthur LLP

(57) **CLAIM**

The ornamental design for a plant pot, as shown and described.

**DESCRIPTION**

FIG. 1 is a perspective view of a plant pot according to my new design;

FIG. 2 is a right side elevational view thereof;

FIG. 3 is a top plan view thereof;

FIG. 4 is a bottom plan view thereof;

FIG. 5 is a perspective view of a plant pot according a second embodiment of my new design;

FIG. 6 is a right side elevational view thereof;

FIG. 7 is a top plan view thereof;

FIG. 8 is a bottom plan view thereof;


FIG. 9 is a perspective view of a plant pot according a third embodiment of my new design;


FIG. 10 is a right side elevational view thereof;

FIG. 11 is a top plan view thereof; and,


FIG. 12 is a bottom plan view thereof.

**1 Claim, 12 Drawing Sheets**

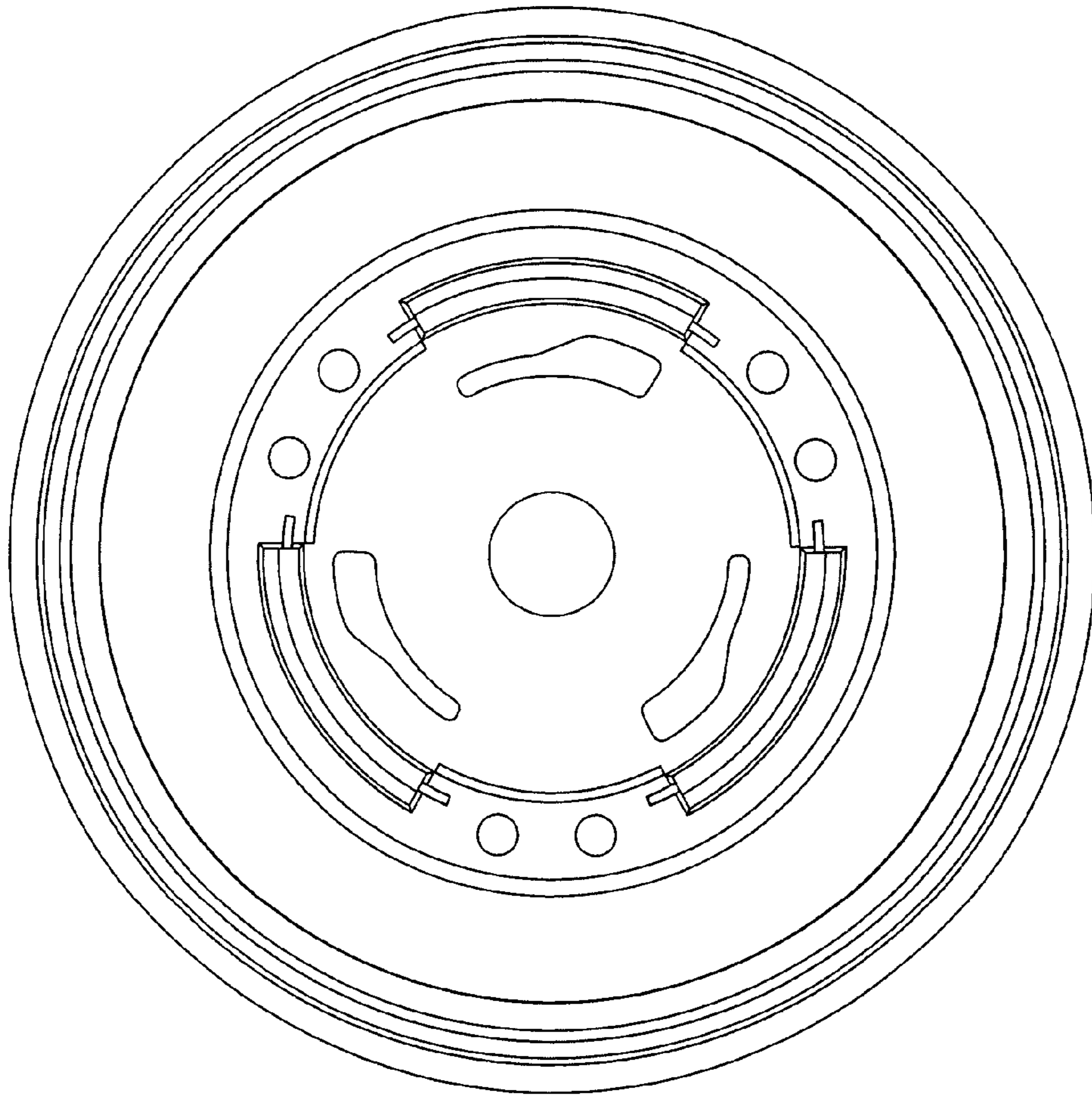




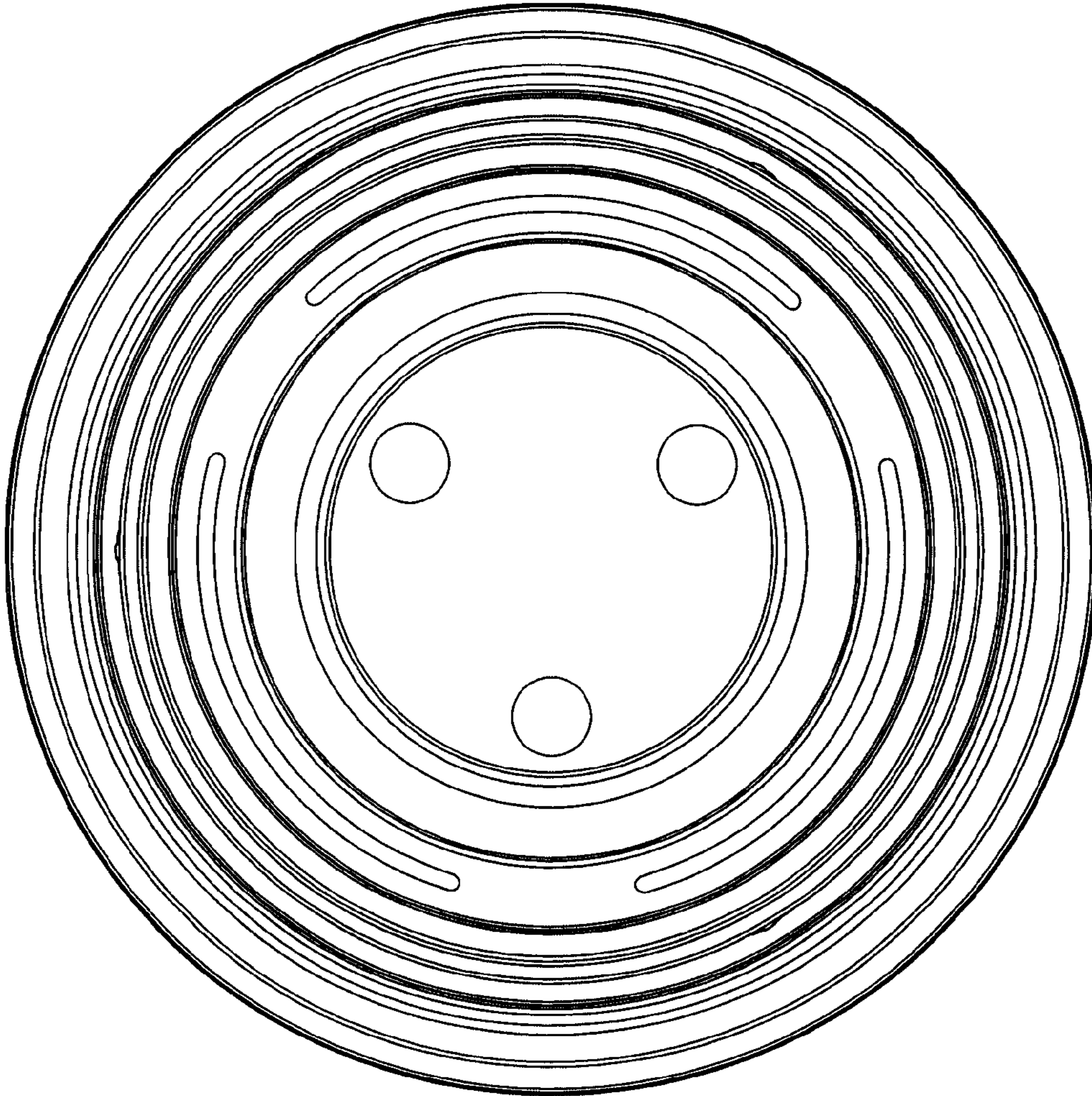
**Fig. 1**




**Fig. 2**




**Fig. 3**



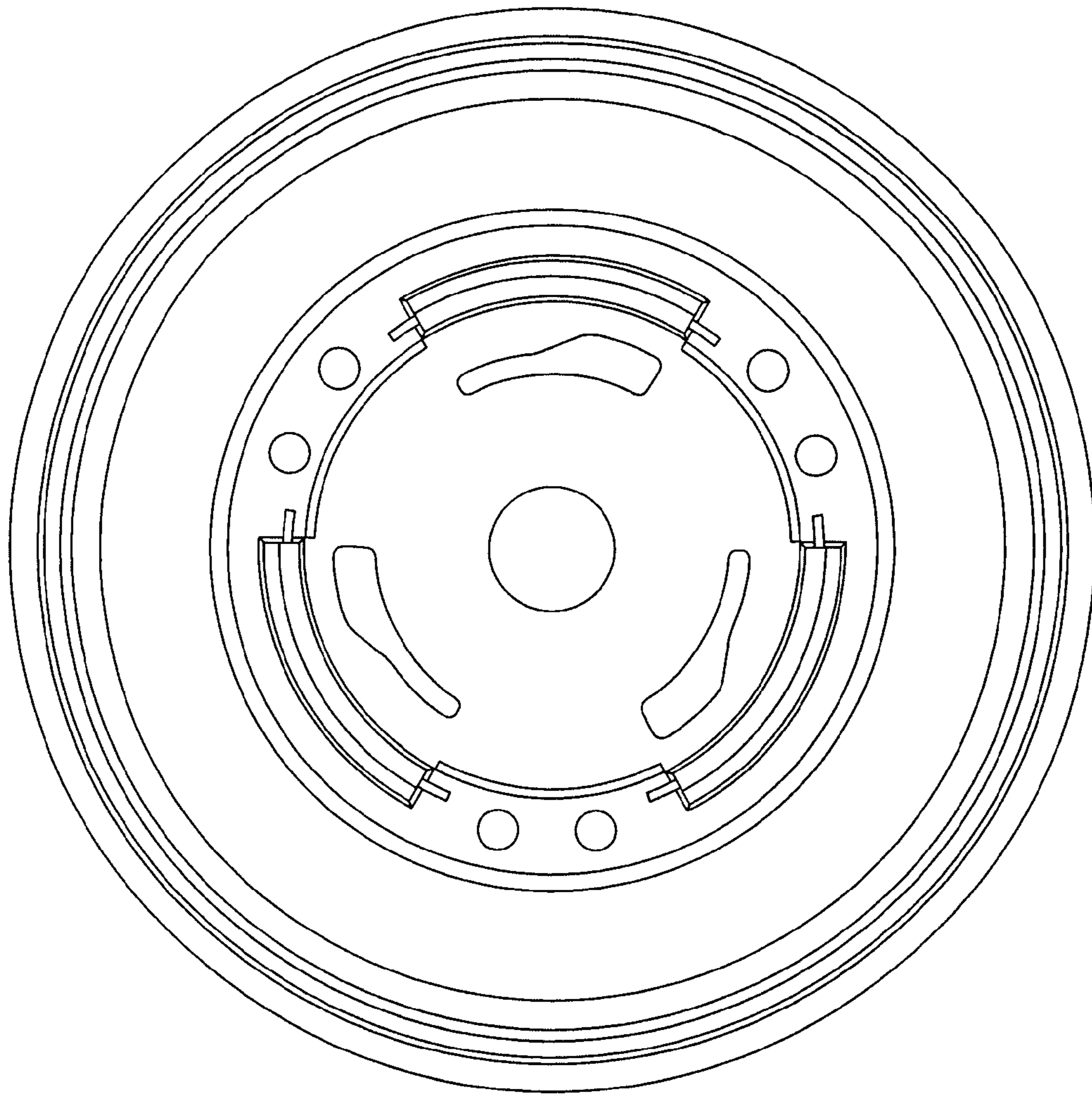
**Fig. 4**



**Fig. 5**

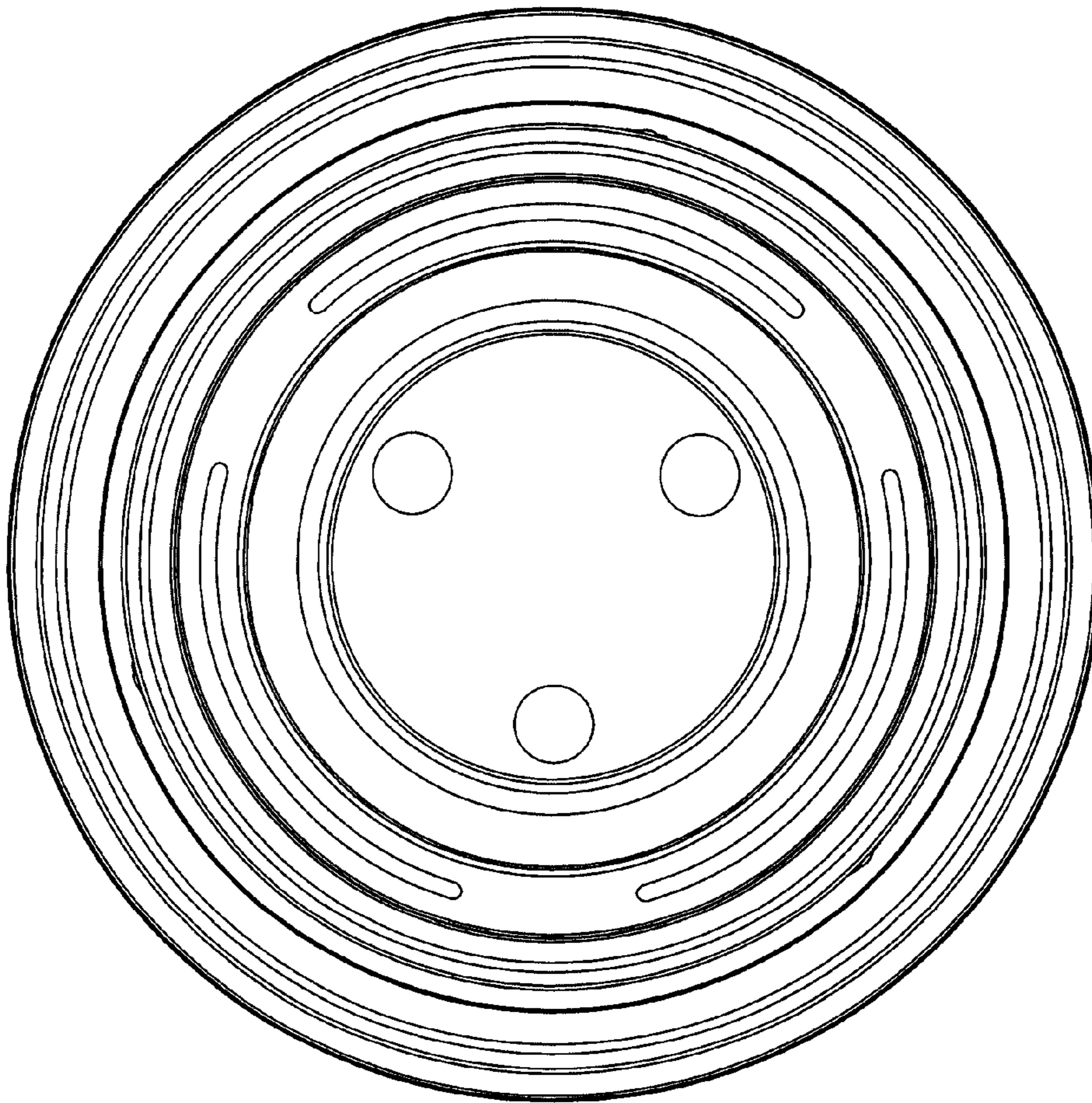


**Fig. 6**




**Fig. 7**






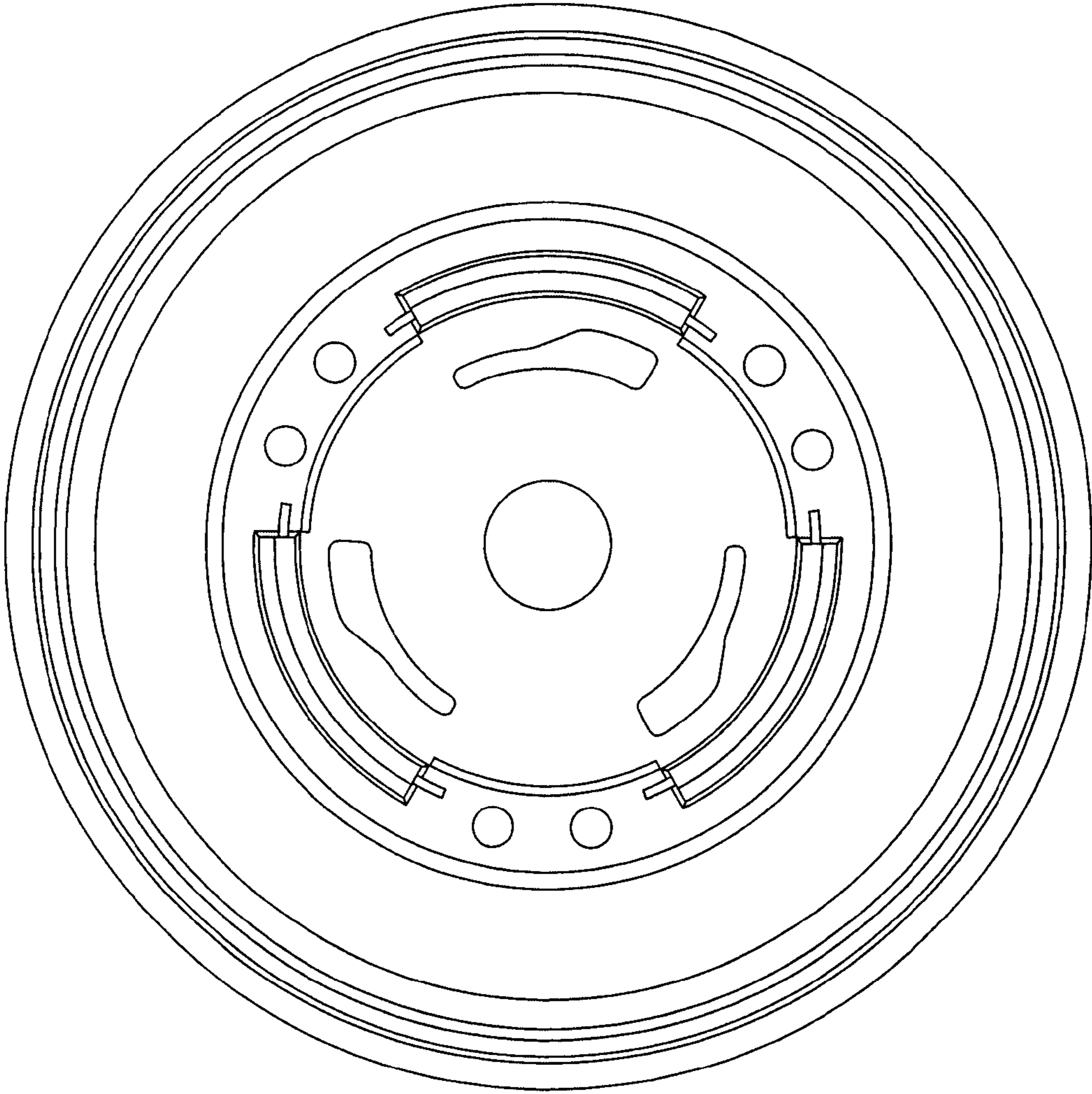
**Fig. 8**



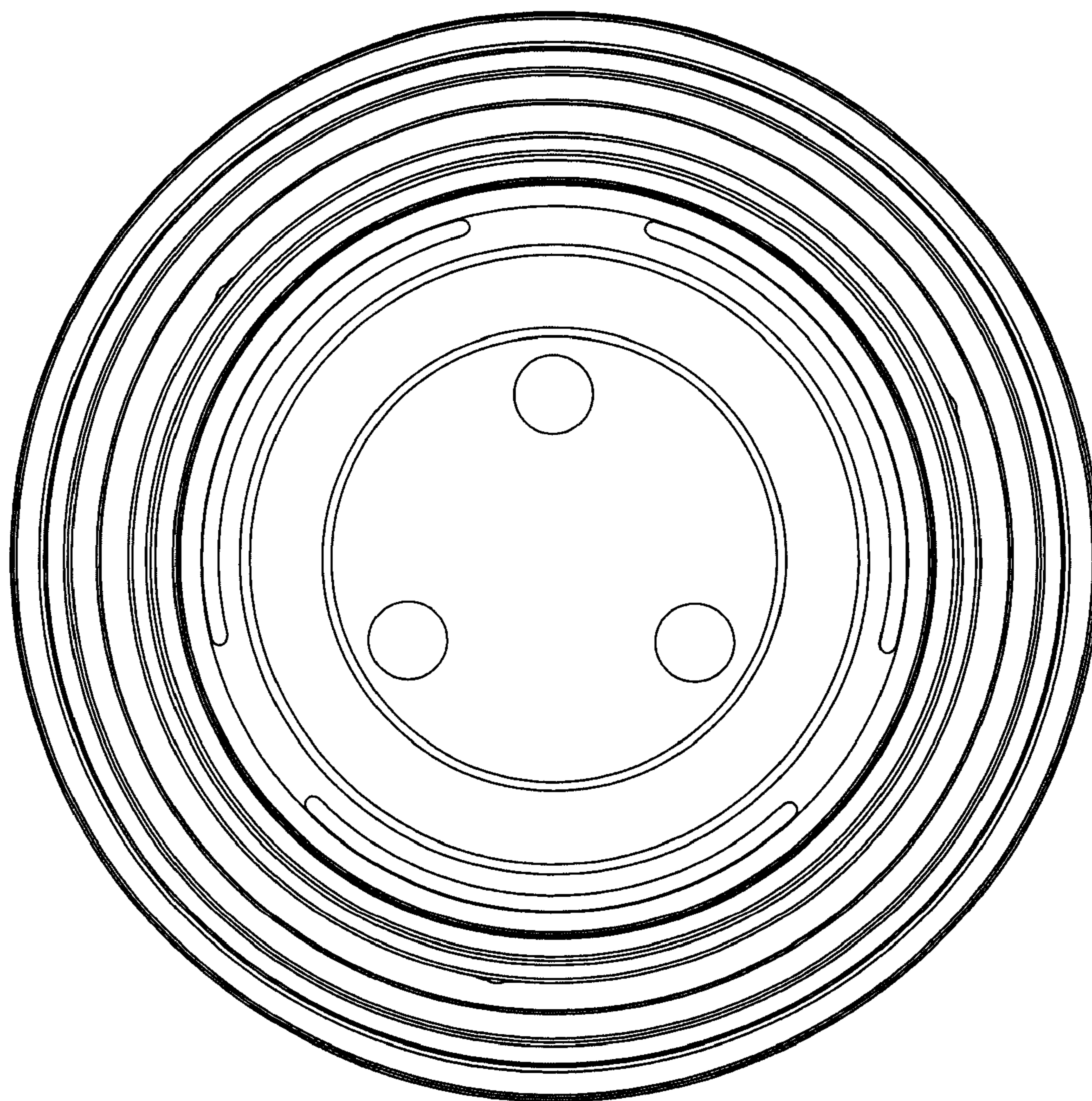
**Fig. 9**



**Fig. 10**



**Fig. 11**



***Fig. 12***