



US00D570242S

(12) **United States Design Patent**
Howle, III

(10) **Patent No.:** **US D570,242 S**

(45) **Date of Patent:** **** Jun. 3, 2008**

(54) **JEWELRY PIECE**

(76) **Inventor:** **William T. Howle, III**, 1602 Sun Valley Pl., Huntsville, AL (US) 35801

(**) **Term:** **14 Years**

(21) **Appl. No.:** **29/272,663**

(22) **Filed:** **Feb. 14, 2007**

(51) **LOC (8) Cl.** **11-01**

(52) **U.S. Cl.** **D11/82; D11/50**

(58) **Field of Classification Search** D11/1-2,
D11/40-41, 43-50, 53, 56, 60, 63, 65, 67,
D11/75-78.1, 86, 89, 95-105, 108-109, 115-116;
63/1.11, 1.12, 1.13, 1.14, 1.16, 1.18, 13, 14.1,
63/35, 38, 39

See application file for complete search history.

(56) **References Cited**

U.S. PATENT DOCUMENTS

D220,701 S * 5/1971 Honzik D11/96

D238,811 S * 2/1976 Ziglar D11/50
D314,728 S * 2/1991 Wick D11/50
D359,927 S * 7/1995 Cook D11/100
D382,226 S * 8/1997 Howard D11/100

* cited by examiner

Primary Examiner—R. Seifert

(74) *Attorney, Agent, or Firm*—Lanier Ford Shaver & Payne P.C.; Angela Holt

(57) **CLAIM**

I claim the ornamental design for a jewelry piece, as shown and described herein.

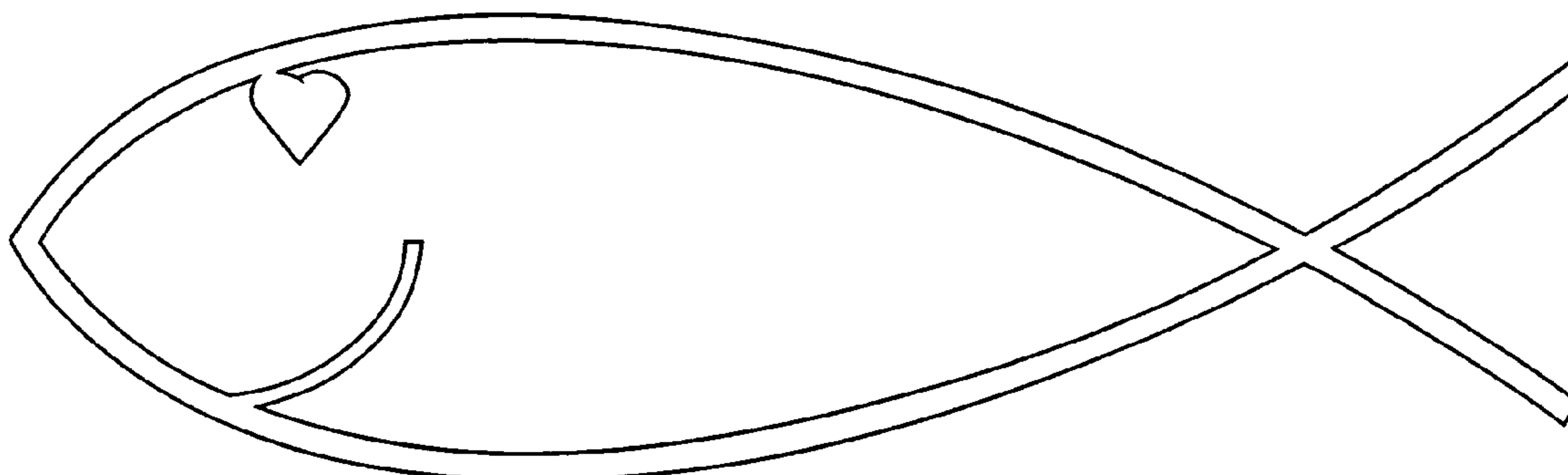
DESCRIPTION

FIG. 1 is a front elevational view of the jewelry piece.

FIG. 2 is a rear elevational view of the jewelry piece; and,

FIG. 3 is a front perspective view of the jewelry piece.

1 Claim, 1 Drawing Sheet



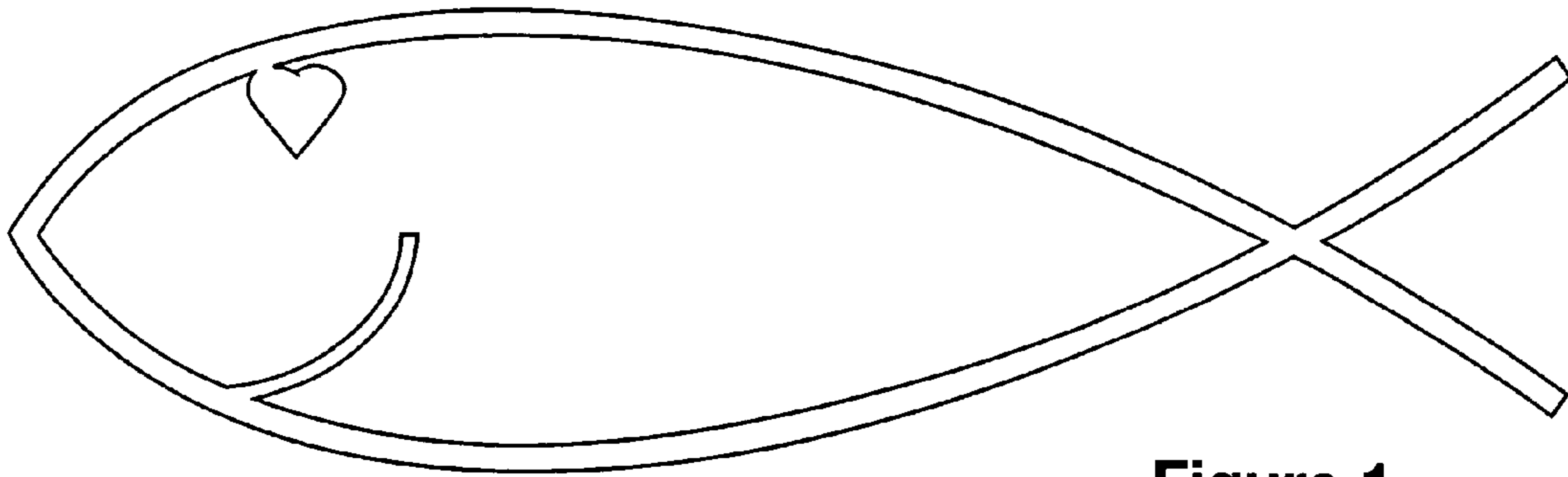


Figure 1

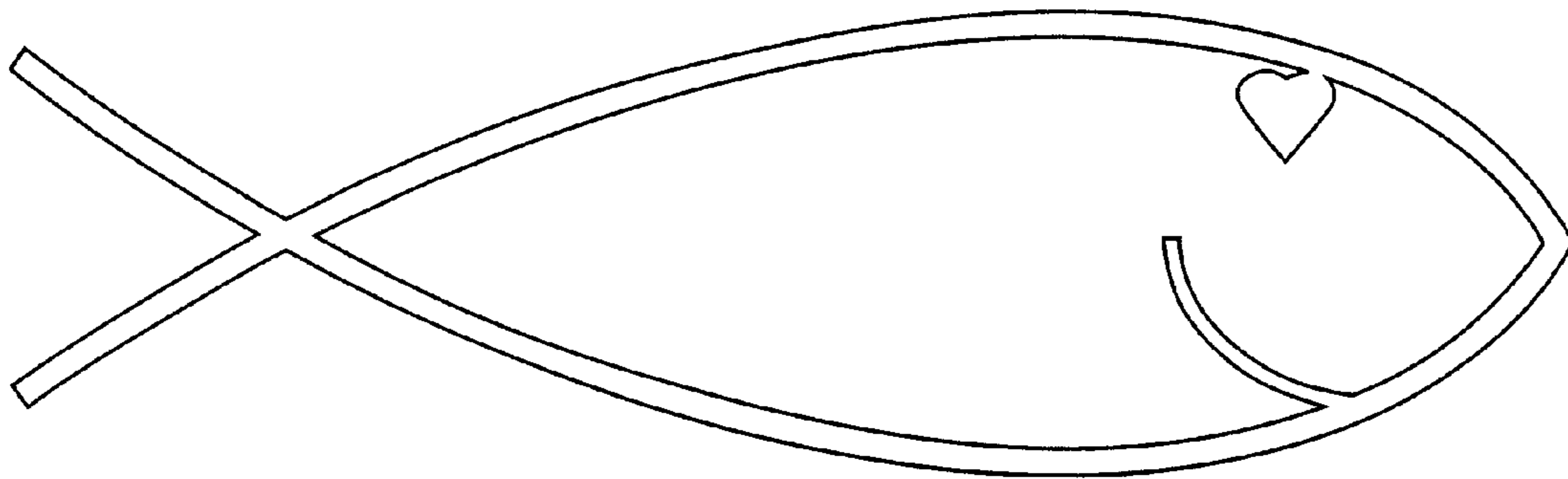


Figure 2

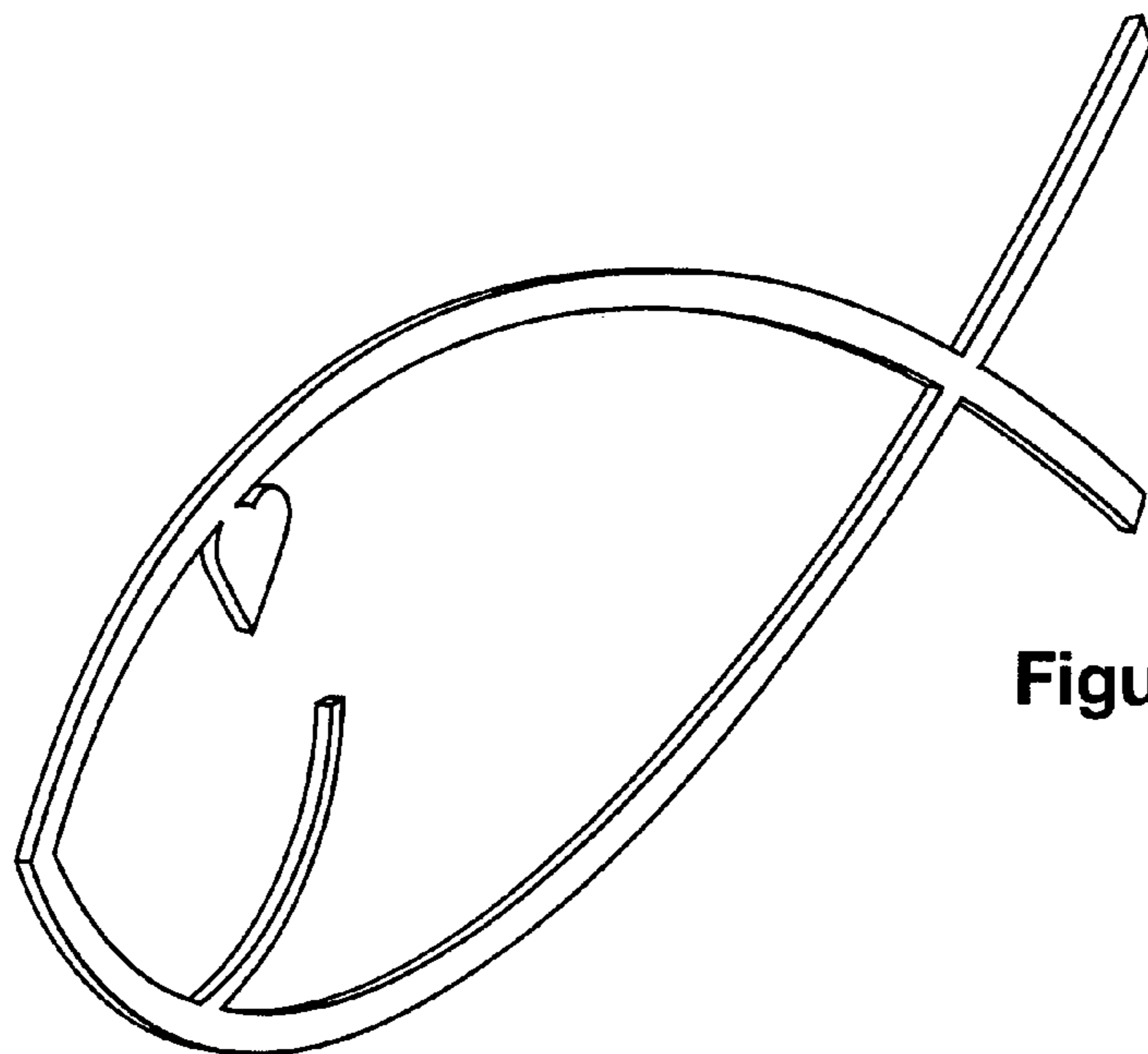


Figure 3