

US00D570209S

(12) **United States Design Patent**  
**Hagleitner**

(10) **Patent No.: US D570,209 S**  
(45) **Date of Patent: \*\* Jun. 3, 2008**

(54) **JOURNAL BEARING FOR A CARRIER FOR PAPER ROLLS**

(76) Inventor: **Hans Georg Hagleitner**, Lindenallee 11, A-5700 Zell am See (AT)

(\*\*) Term: **14 Years**

(21) Appl. No.: **29/283,133**

(22) Filed: **Aug. 7, 2007**

(30) **Foreign Application Priority Data**

Feb. 7, 2007	(EM)	000667167-0014
Feb. 7, 2007	(EM)	000667167-0015
Feb. 7, 2007	(EM)	000667167-0016
Feb. 7, 2007	(EM)	000667167-0017
Feb. 7, 2007	(EM)	000667167-0018
Feb. 7, 2007	(EM)	000667167-0020
Feb. 7, 2007	(EM)	000667167-0022
Feb. 7, 2007	(EM)	000667167-0023
Feb. 7, 2007	(EM)	000667167-0024
Feb. 7, 2007	(EM)	000667167-0025
Mar. 13, 2007	(EM)	000688114-0001
Mar. 13, 2007	(EM)	000688114-0002

(51) **LOC (8) Cl.** ..... **08-99**

(52) **U.S. Cl.** ..... **D8/499**

(58) **Field of Classification Search** ..... D8/382-399, D8/499; 242/570, 598.2, 422.4-423.2; 411/378, 411/379, 382, 542, 403; 81/436  
See application file for complete search history.

(56) **References Cited**

**U.S. PATENT DOCUMENTS**

D22,813	S	*	9/1893	Rouse	.....	D8/397
D49,704	S	*	9/1916	Cook	.....	D8/393
2,684,094	A	*	7/1954	Lissy	.....	81/436
D200,218	S	*	2/1965	Curtiss	.....	D8/387
3,236,275	A	*	2/1966	Smith	.....	81/460
3,357,066	A	*	12/1967	Moritz	.....	403/211
D243,580	S	*	3/1977	DeCaro	.....	D8/388
4,482,278	A	*	11/1984	Dorn	.....	411/377
D281,141	S	*	10/1985	Butler et al.	.....	D8/98

5,159,782	A	*	11/1992	Sales	.....	49/380
D397,607	S	*	9/1998	Lawson	.....	D8/397
6,068,210	A	*	5/2000	Risa	.....	242/532.5
D434,291	S	*	11/2000	Kim	.....	D8/21
D470,039	S	*	2/2003	Pelc	.....	D8/382
D483,253	S	*	12/2003	Sayegh et al.	.....	D8/388
D543,446	S	*	5/2007	DiNenna	.....	D8/387
D545,184	S	*	6/2007	Hanamura	.....	D8/397
7,290,733	B2	*	11/2007	Kamenstein et al.	.....	242/598.2
2007/0193419	A1	*	8/2007	Melton	.....	81/436

\* cited by examiner

*Primary Examiner*—Cathron Brooks

*Assistant Examiner*—Barbara Fox

(74) *Attorney, Agent, or Firm*—Laurence A. Greenberg; Werner H. Stemer; Ralph E. Locher

(57) **CLAIM**

The ornamental design for a journal bearing for a carrier for paper rolls, as shown and described.

**DESCRIPTION**

FIG. 1 is a side elevation of a journal bearing for a carrier for paper rolls showing my new design together with an exemplary bearing pin for a paper roll;

FIG. 2 is a plan view thereof, rotated about 90 degrees relative to FIG. 1;

FIG. 3 is a side elevation of the bearing journal of FIG. 1;

FIG. 4 is a plan view thereof, rotated about 90 degrees relative to FIG. 3;

FIG. 5 is a perspective view of the journal bearing showing my new design;

FIG. 6 is a side elevation thereof;

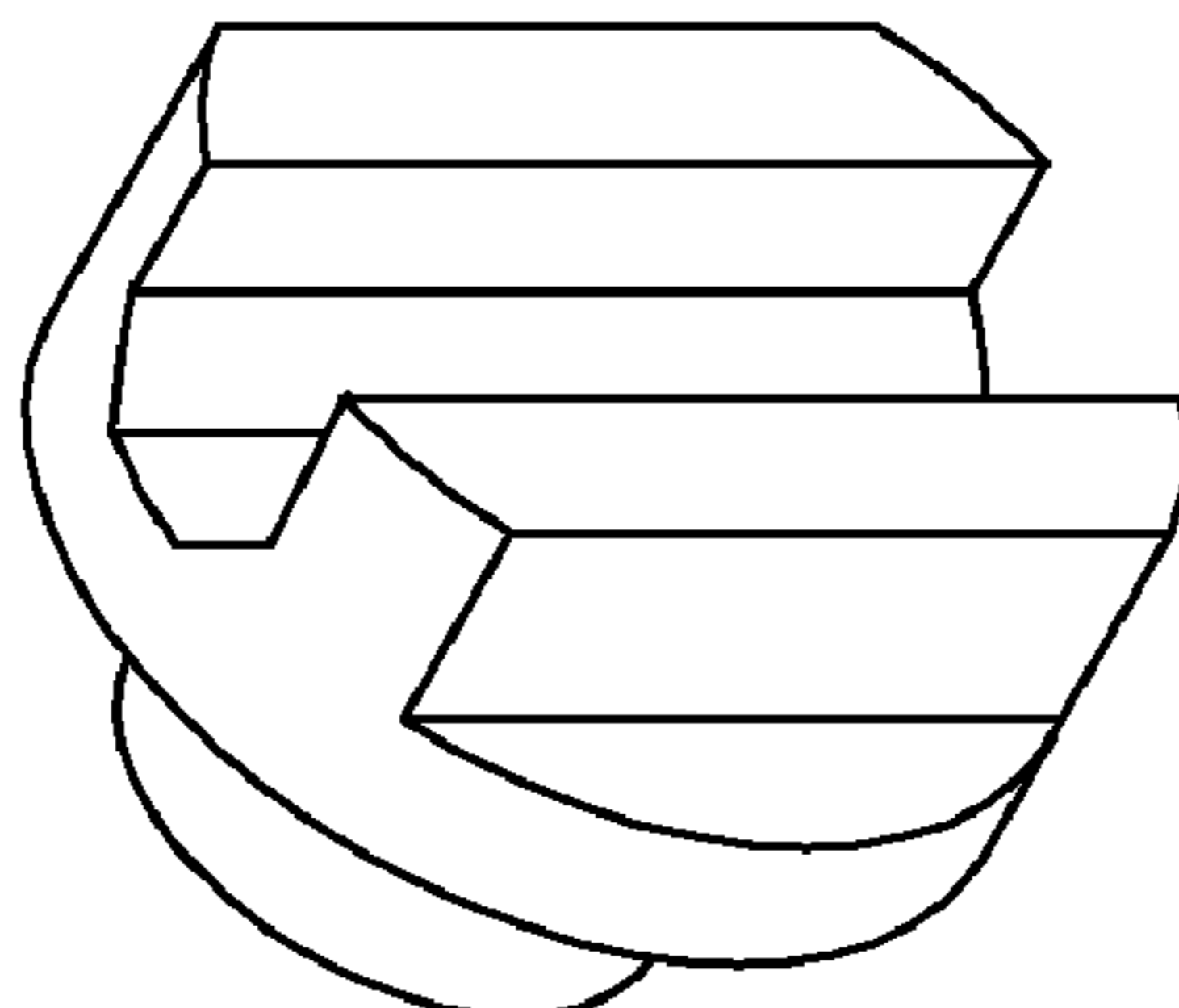
FIG. 7 is a top plan view thereof;

FIG. 8 is a side elevation showing the bearing pin rotated by 90 degrees relative to FIG. 6; and,

FIG. 9 is a bottom plan view thereof.

The broken lines shown in the drawings illustrate environmental structure and form no part of the claimed design.

**1 Claim, 1 Drawing Sheet**



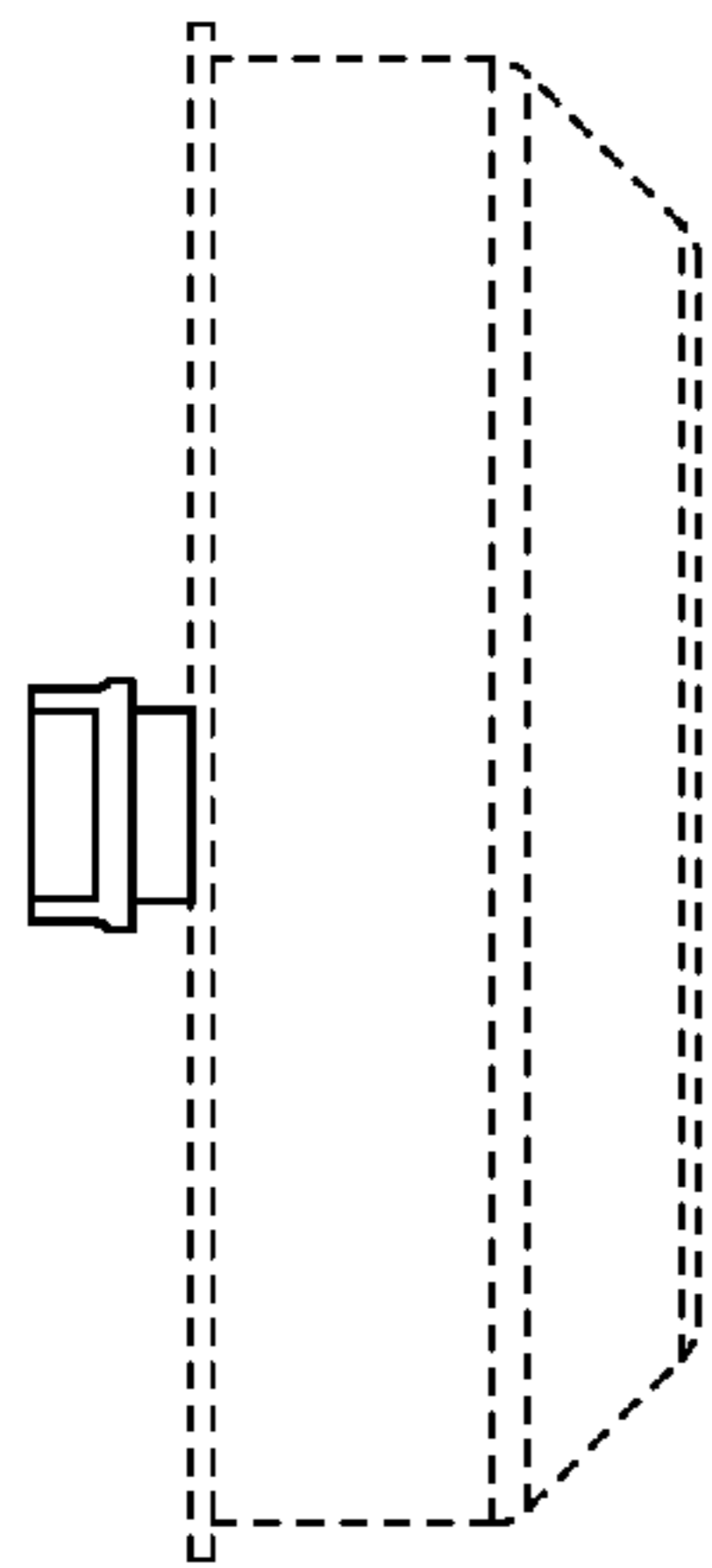


Fig. 3

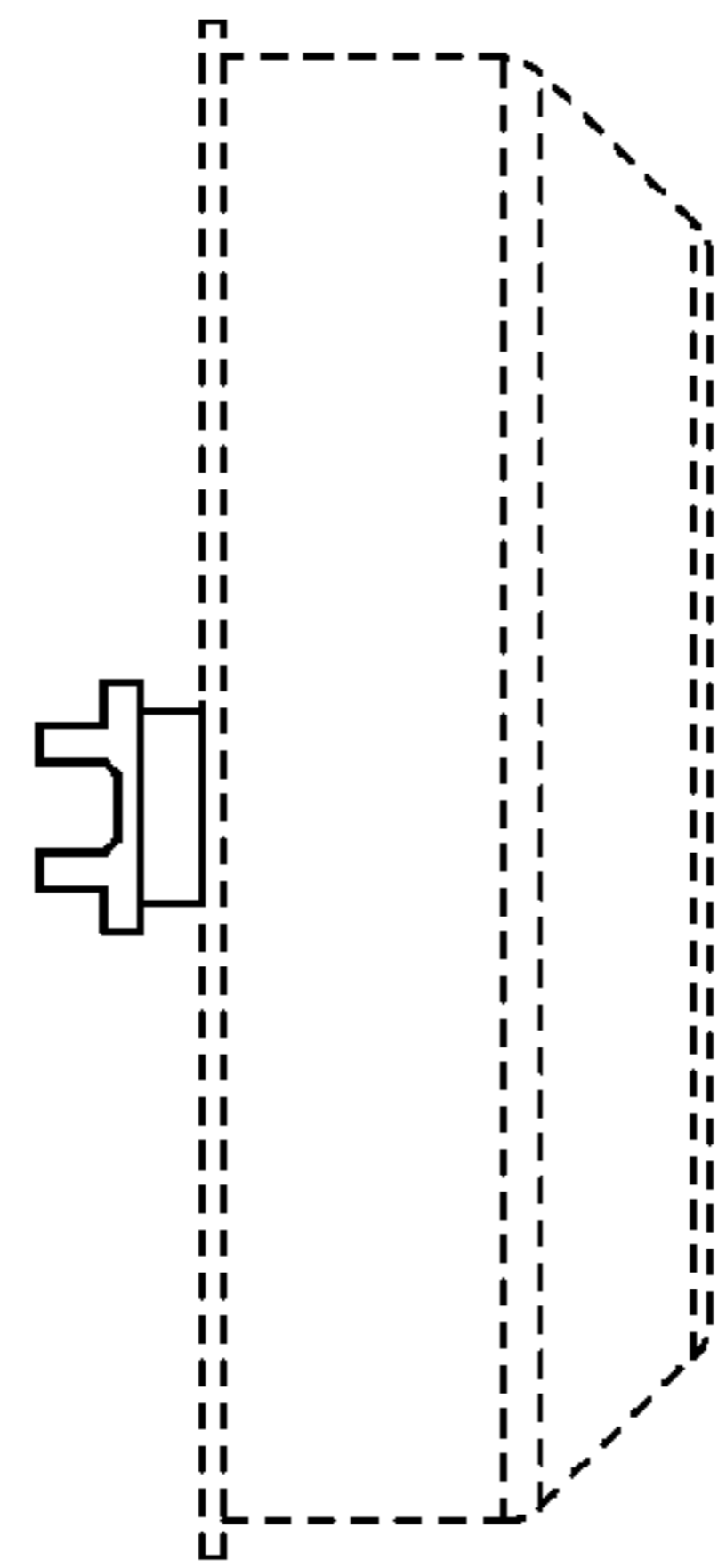


Fig. 4

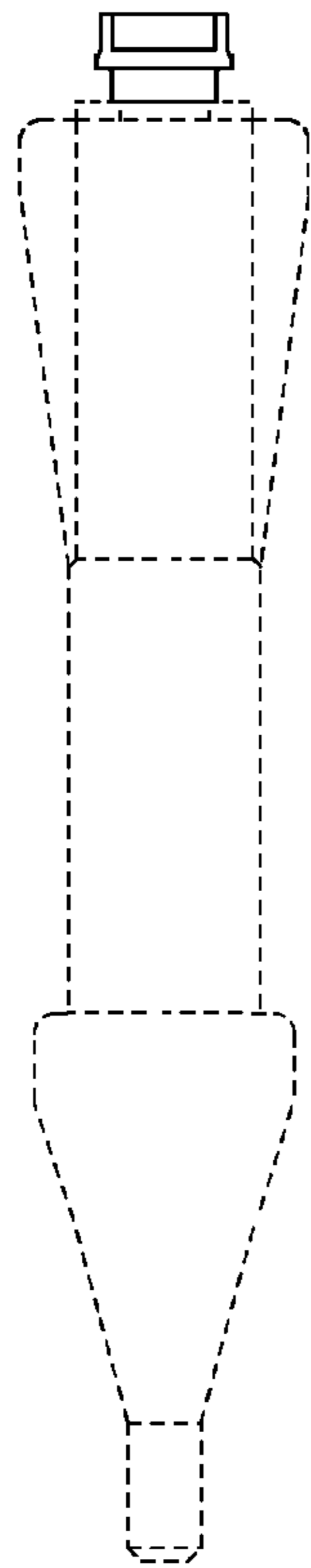


Fig. 1

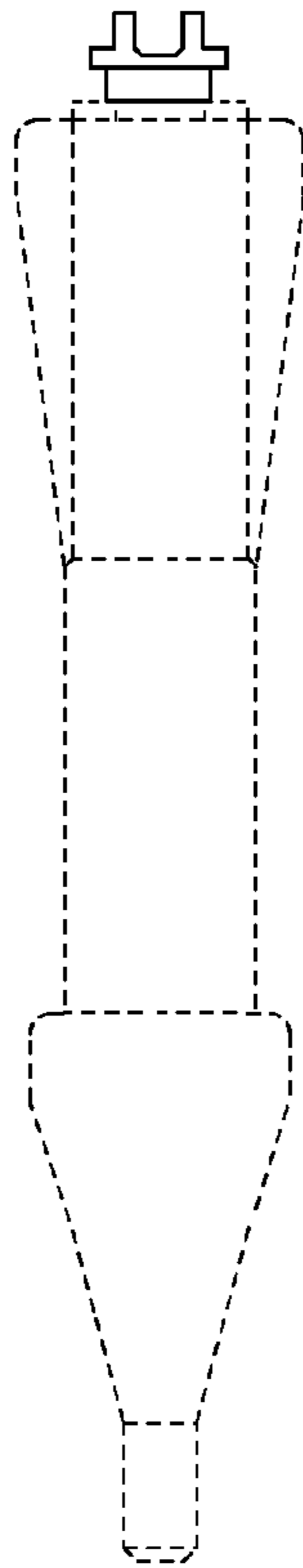


Fig. 2

Fig. 9

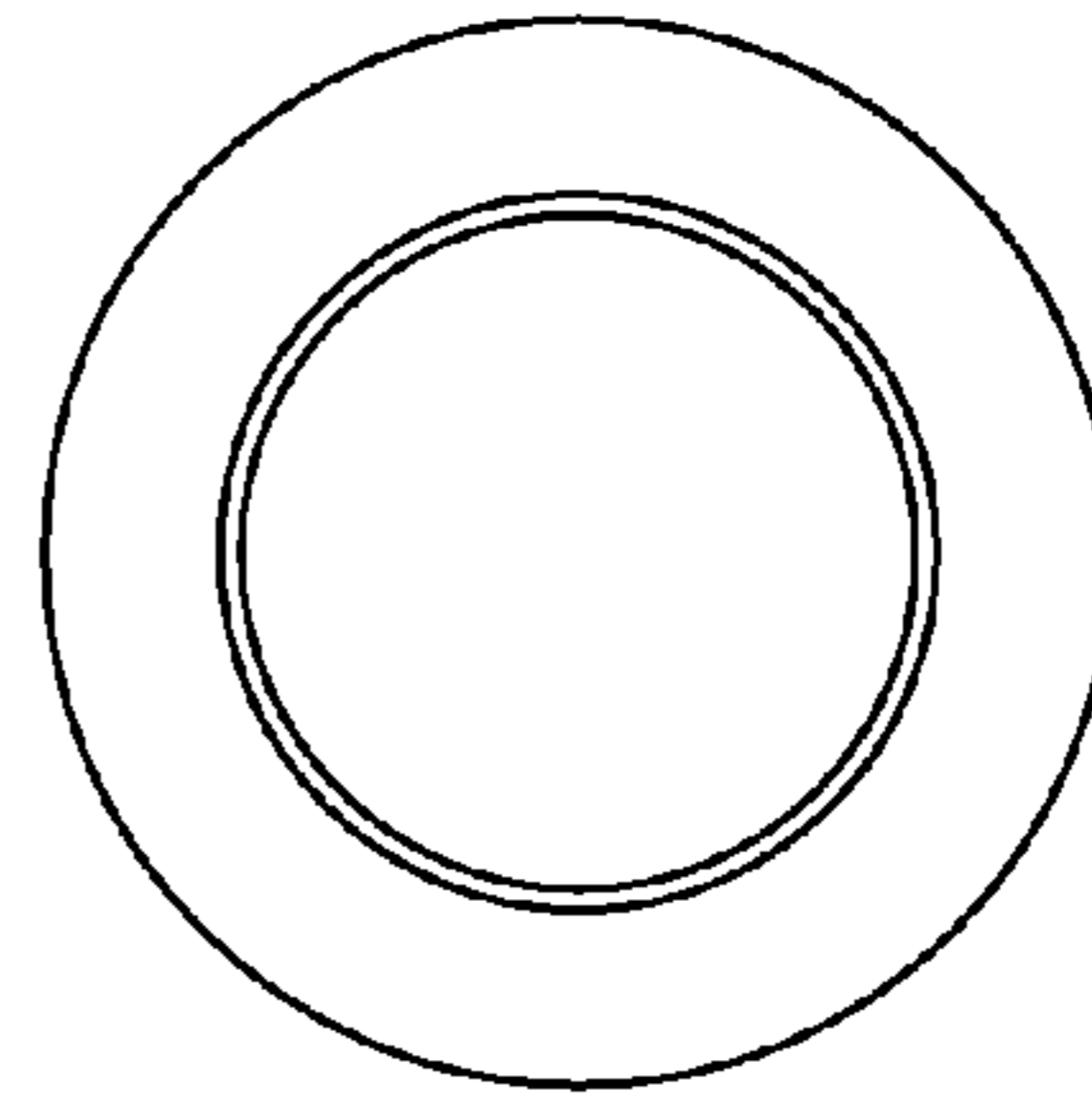


Fig. 8

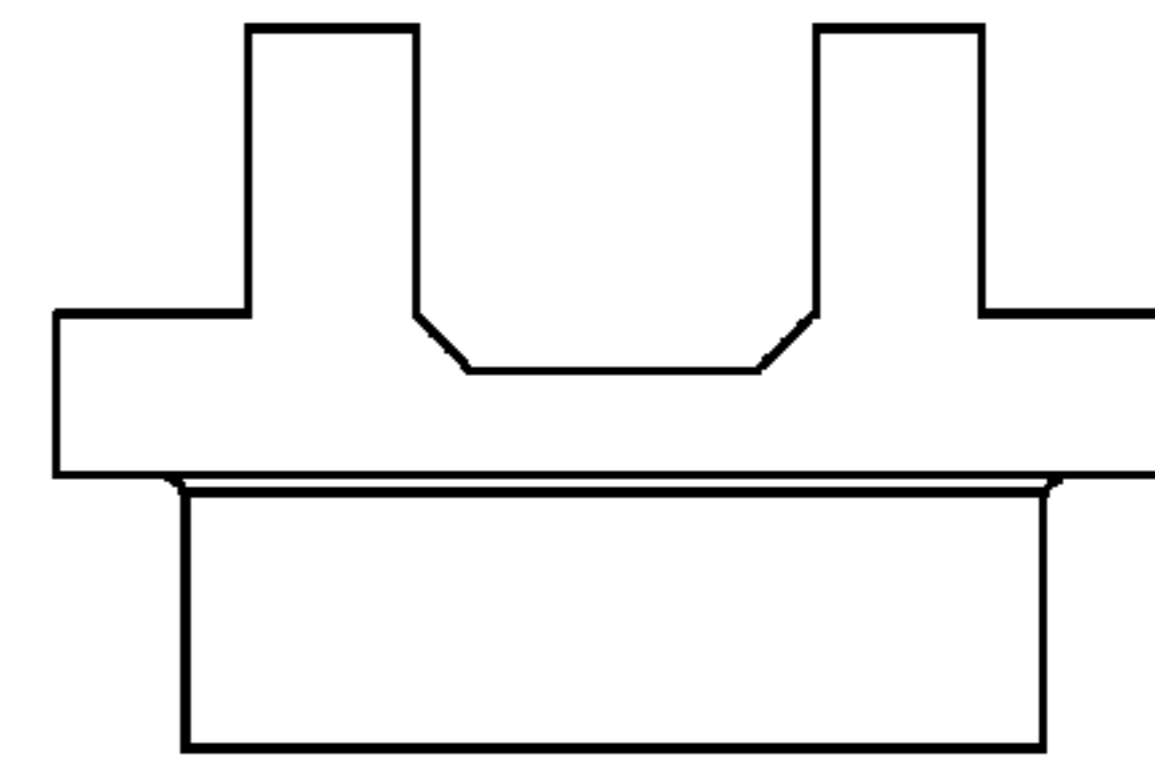


Fig. 7

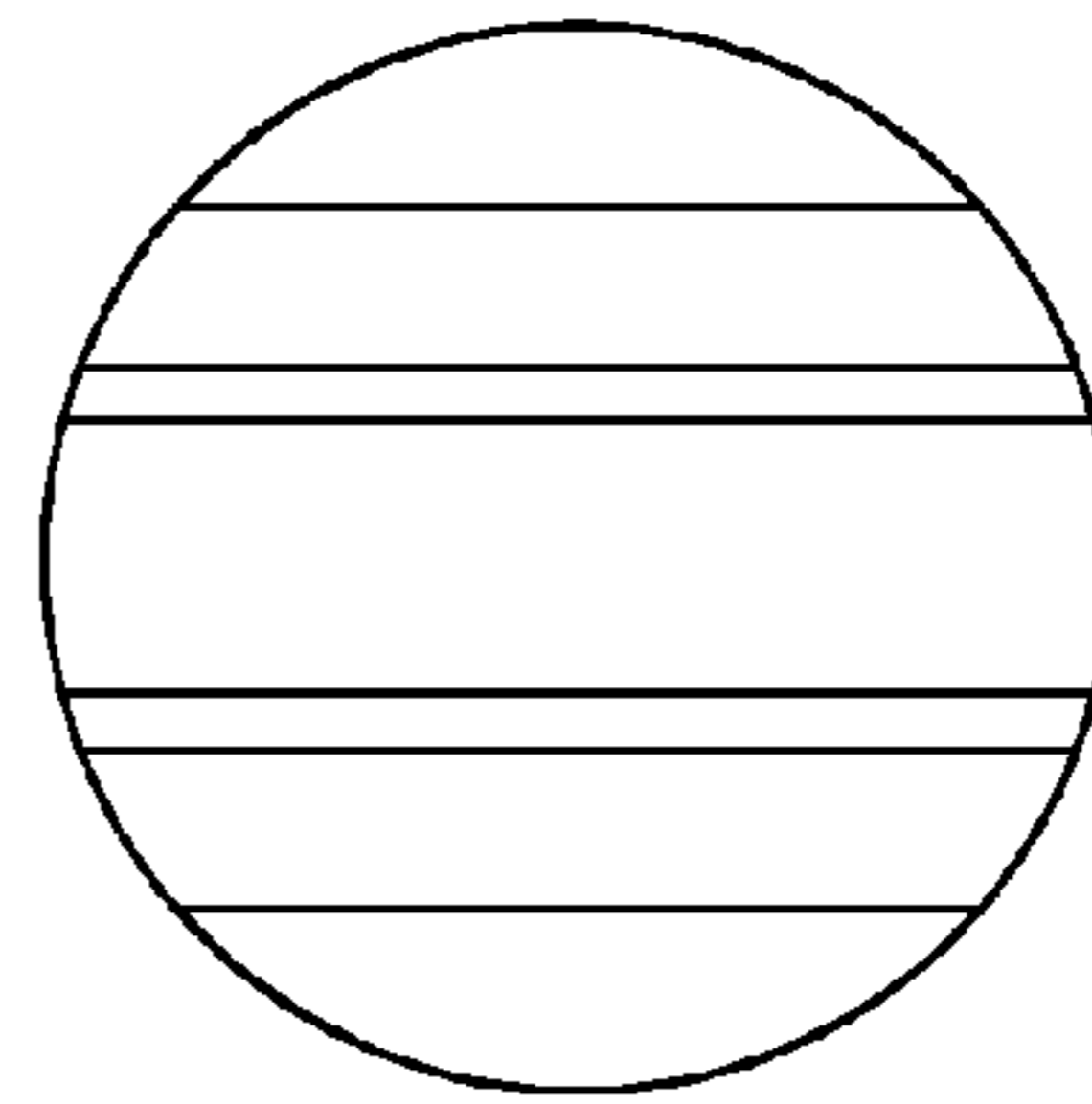


Fig. 6




Fig. 5

