



US00D570186S

(12) **United States Design Patent**
Hanes

(10) **Patent No.:** **US D570,186 S**
(45) **Date of Patent:** **** Jun. 3, 2008**

(54) **CABINET HANDLE**

(75) Inventor: **Wendy Hanes**, Benton, LA (US)

(73) Assignee: **Hardware Resources, Inc.**, Bossier City, LA (US)

(**) Term: **14 Years**

(21) Appl. No.: **29/288,302**

(22) Filed: **Jun. 6, 2007**

(51) **LOC (8) Cl.** **08-06**

(52) **U.S. Cl.** **D8/317**

(58) **Field of Classification Search** D8/300,
D8/305, 315-321, DIG. 1; D6/633; D7/393;
D3/291, 318; D23/250-254; D13/174; 292/347,
292/336.3; 16/101.1, 412, 414-420, 443-446,
16/441, 110 R, 111 R, DIG. 19, DIG. 20
See application file for complete search history.

(56) **References Cited**

U.S. PATENT DOCUMENTS

D102,568 S	*	12/1936	Martin	D8/316
2,882,549 A	*	4/1959	Strauss	16/412
D187,521 S	*	3/1960	Westman	D8/317
D197,961 S	*	4/1964	Heyer	D8/317
3,311,943 A	*	4/1967	Budai	16/419
D246,426 S	*	11/1977	Ridgway et al.	D8/318
D327,409 S	*	6/1992	Fulton	D8/316
D342,436 S	*	12/1993	Cook et al.	D8/317
D361,496 S	*	8/1995	Chieda	D8/317

D403,230 S	*	12/1998	Ziemer et al.	D8/317
D411,794 S	*	7/1999	O'Neil	D8/305
D422,878 S	*	4/2000	Marshall et al.	D8/317
D424,402 S	*	5/2000	Caugh et al.	D8/317
D437,202 S	*	2/2001	O'Neil	D8/317
D493,349 S	*	7/2004	Tetreault et al.	D8/317
D530,590 S	*	10/2006	Singtoroj et al.	D8/302
D547,160 S	*	7/2007	Hand et al.	D8/316
D553,944 S	*	10/2007	Jou	D8/316
D554,466 S	*	11/2007	Jou	D8/305

* cited by examiner

Primary Examiner—Stella M. Reid

Assistant Examiner—Mark A Goodwin

(74) *Attorney, Agent, or Firm*—Schultz & Associates, P.C.

(57) **CLAIM**

The ornamental design for a cabinet handle, as shown and described.

DESCRIPTION

FIG. 1 is a side view of the cabinet handle in accordance with the present invention.

FIG. 2 is a top plan view of the cabinet handle in accordance with the present invention; and,

FIG. 3 is an end view of the drawer knob in accordance with the present invention.

The bottom view forms no part of the claimed design.

1 Claim, 1 Drawing Sheet

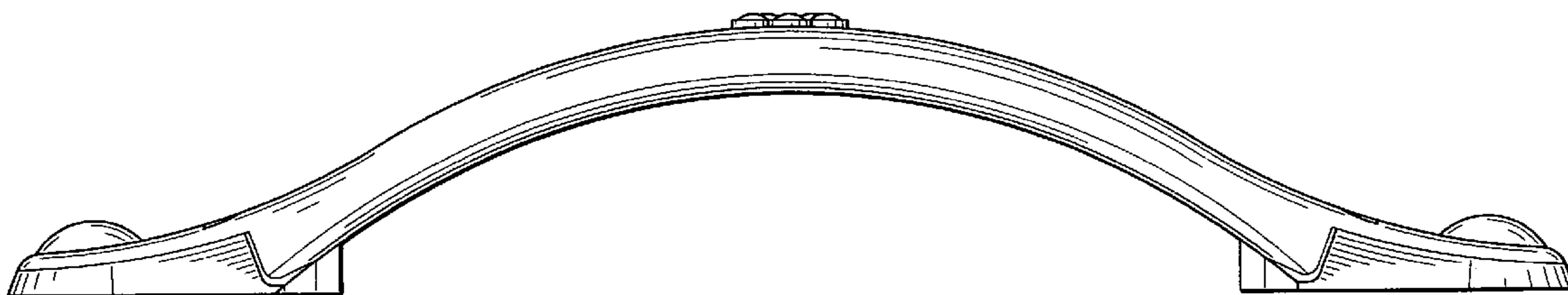


FIG. 1

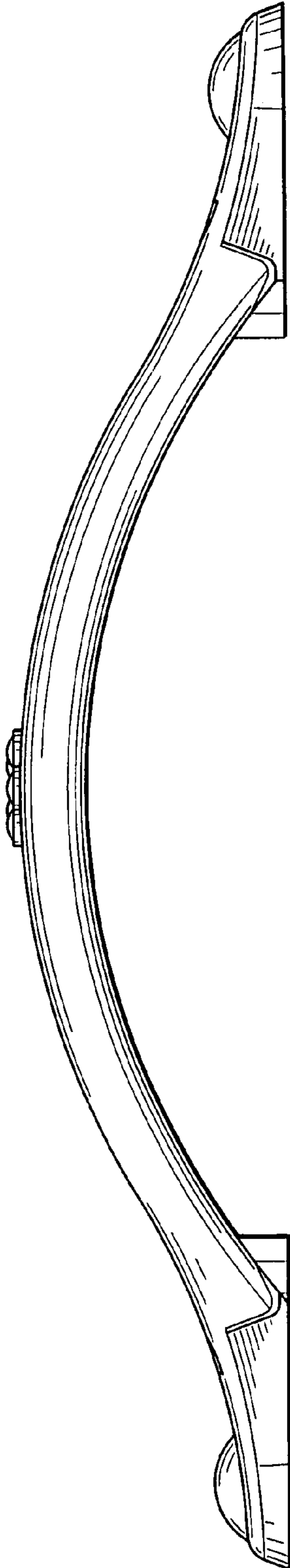


FIG. 2

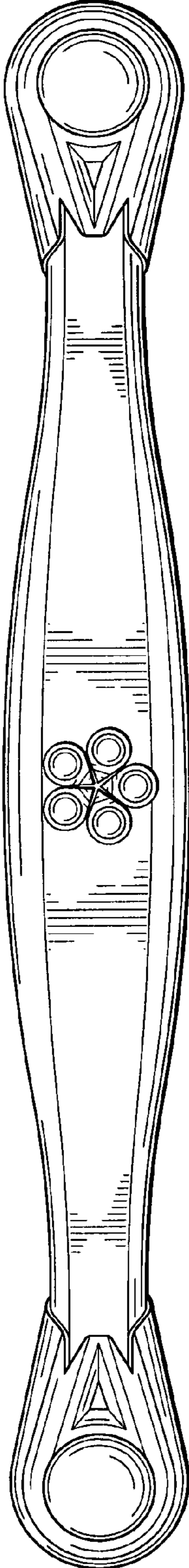


FIG. 3

