



US00D570183S

(12) **United States Design Patent**
Hanes

(10) **Patent No.:** **US D570,183 S**
(45) **Date of Patent:** **** Jun. 3, 2008**

(54) **CABINET KNOB**

(75) Inventor: **Wendy Hanes**, Benton, LA (US)

(73) Assignee: **Hardware Resources, Inc.**, Bossier City, LA (US)

(**) Term: **14 Years**

(21) Appl. No.: **29/288,304**

(22) Filed: **Jun. 6, 2007**

(51) **LOC (8) Cl.** **08-06**

(52) **U.S. Cl.** **D8/305; D8/307; D8/310**

(58) **Field of Classification Search** D8/300,
D8/305, 307, 310; D7/393, 394; 292/336.3,
292/347, 356, 357; 16/110.1, 414, 417, 433,
16/441, DIG. 30; D23/250-252

See application file for complete search history.

(56) **References Cited**

U.S. PATENT DOCUMENTS

D207,482 S *	4/1967	Carsello	D8/310
D211,778 S *	7/1968	Stone	D8/305
D217,537 S *	5/1970	Winton	D8/310
D223,433 S *	4/1972	Miller	D8/305
D246,091 S *	10/1977	James	D8/310

D257,215 S *	10/1980	Withers et al.	D8/310
D355,837 S *	2/1995	Chieda	D8/310
D392,174 S *	3/1998	Zeiss	D8/305
D399,723 S *	10/1998	Burns et al.	D8/310
D408,707 S *	4/1999	O'Hare	D8/305
D442,462 S *	5/2001	Dewald et al.	D8/310
D471,073 S *	3/2003	Fields	D8/310
D558,557 S *	1/2008	Jou	D8/310

* cited by examiner

Primary Examiner—Paula A Greene

(74) *Attorney, Agent, or Firm*—Schultz & Associates, P.C.

(57) **CLAIM**

The ornamental design for a cabinet knob, as shown and described.


DESCRIPTION

FIG. 1 is a side view of the cabinet knob in accordance with the present invention.

FIG. 2 is a top view of the cabinet knob in accordance with the present invention, the undisclosed bottom is not part of the claimed design; and,

FIG. 3 is an isometric view of the cabinet knob in accordance with the present invention.

1 Claim, 1 Drawing Sheet






Figure 1




Figure 2




Figure 3