



US00D570182S

(12) **United States Design Patent**
Chen

(10) **Patent No.:** **US D570,182 S**

(45) **Date of Patent:** **** Jun. 3, 2008**

(54) **HANDGRIP**

(75) Inventor: **Chin-Shin Chen**, Taipei (TW)

(73) Assignee: **Patek Pneumatics Co., Ltd.**, Taipei (TW)

(**) Term: **14 Years**

(21) Appl. No.: **29/266,135**

(22) Filed: **Sep. 15, 2006**

(51) **LOC (8) Cl.** **08-06**

(52) **U.S. Cl.** **D8/303; D8/107**

(58) **Field of Classification Search** D8/300,
D8/303, 308, 315, 10, 14, 62, 80, 83, 97,
D8/98, 107; D12/110, 111, 114, 122-124;
74/551.8, 551.9; 16/110.1, 421, 430; 81/177.1;
D21/672, 694

See application file for complete search history.

(56) **References Cited**

U.S. PATENT DOCUMENTS

- 2,666,340 A * 1/1954 Hunt 74/551.9
- D340,636 S * 10/1993 Ming-Chang D8/303
- D375,036 S * 10/1996 David et al. D8/303
- D381,887 S * 8/1997 Chen D8/303

- D383,049 S * 9/1997 Concari et al. D8/107
- D427,871 S * 7/2000 Price D8/62
- D429,990 S * 8/2000 Kunkler D8/303
- D436,828 S * 1/2001 Benktzon et al. D8/107
- D465,716 S * 11/2002 Hsieh D8/107
- D494,444 S * 8/2004 Hung D8/107
- D544,777 S * 6/2007 Yeh D8/303

* cited by examiner

Primary Examiner—Paula A. Greene

(74) *Attorney, Agent, or Firm*—Rabin & Berdo, P.C.

(57) **CLAIM**

The ornamental design for handgrip, as shown.

DESCRIPTION

FIG. 1 is a perspective view of a handgrip showing my new design;

FIG. 2 is a front view thereof;

FIG. 3 is a rear view thereof;

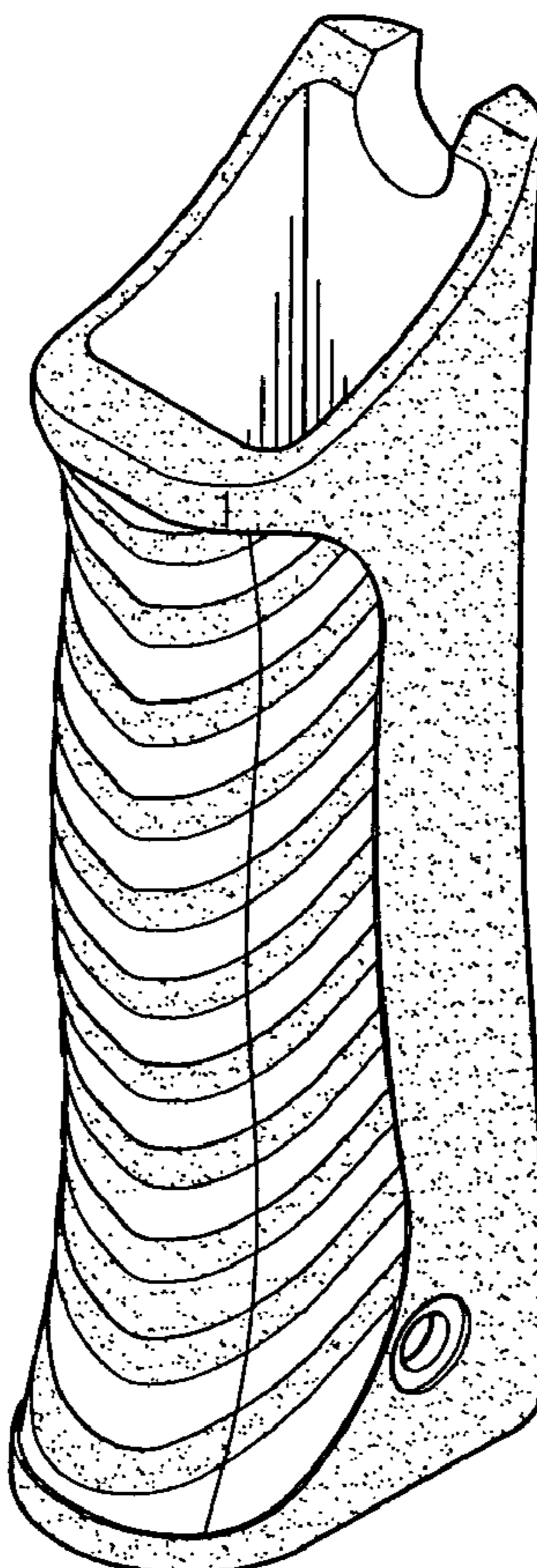
FIG. 4 is a left side view thereof;

FIG. 5 is a right side view thereof;

FIG. 6 is a top view thereof; and,

FIG. 7 is bottom view thereof.

1 Claim, 4 Drawing Sheets



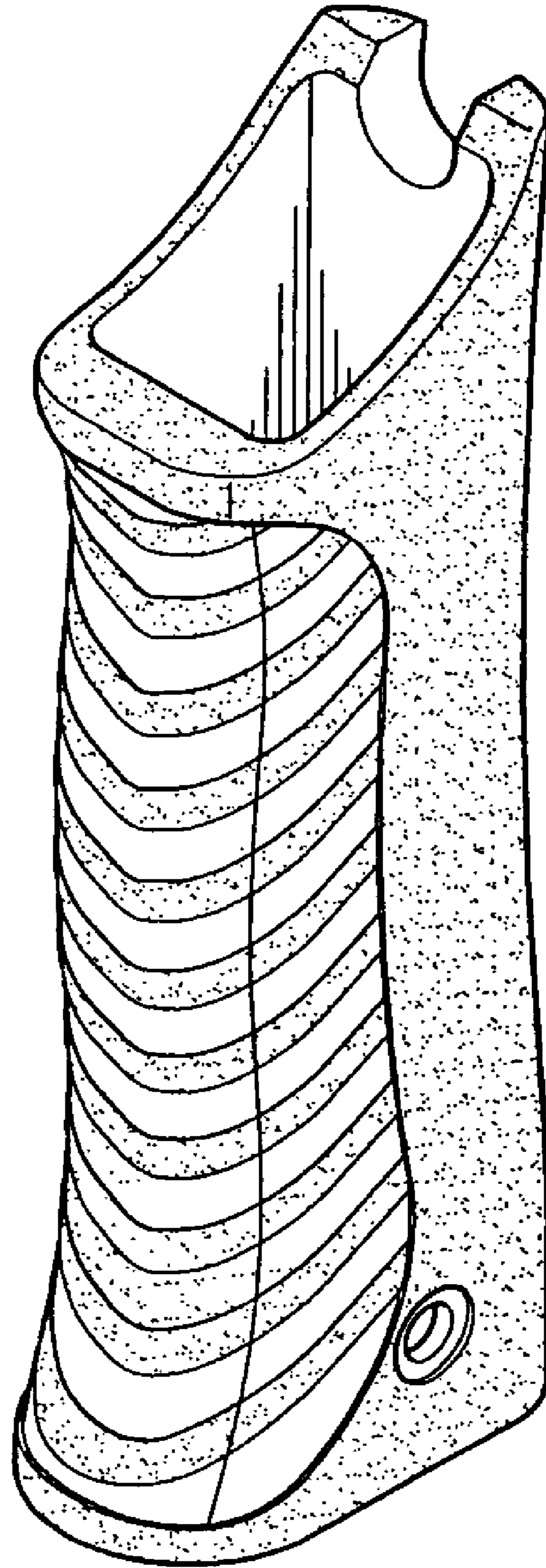


FIG. 1

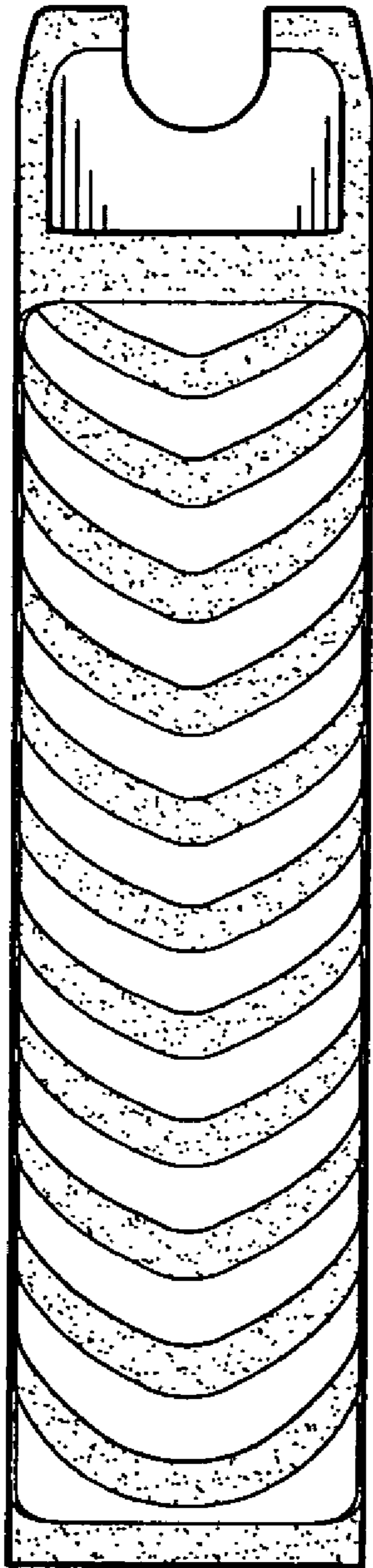


FIG. 2

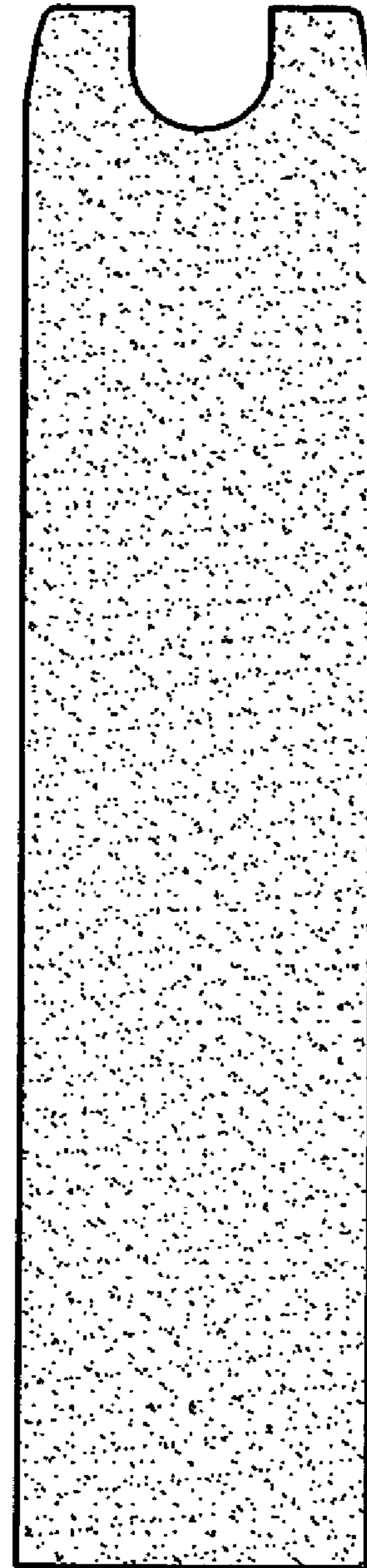


FIG. 3

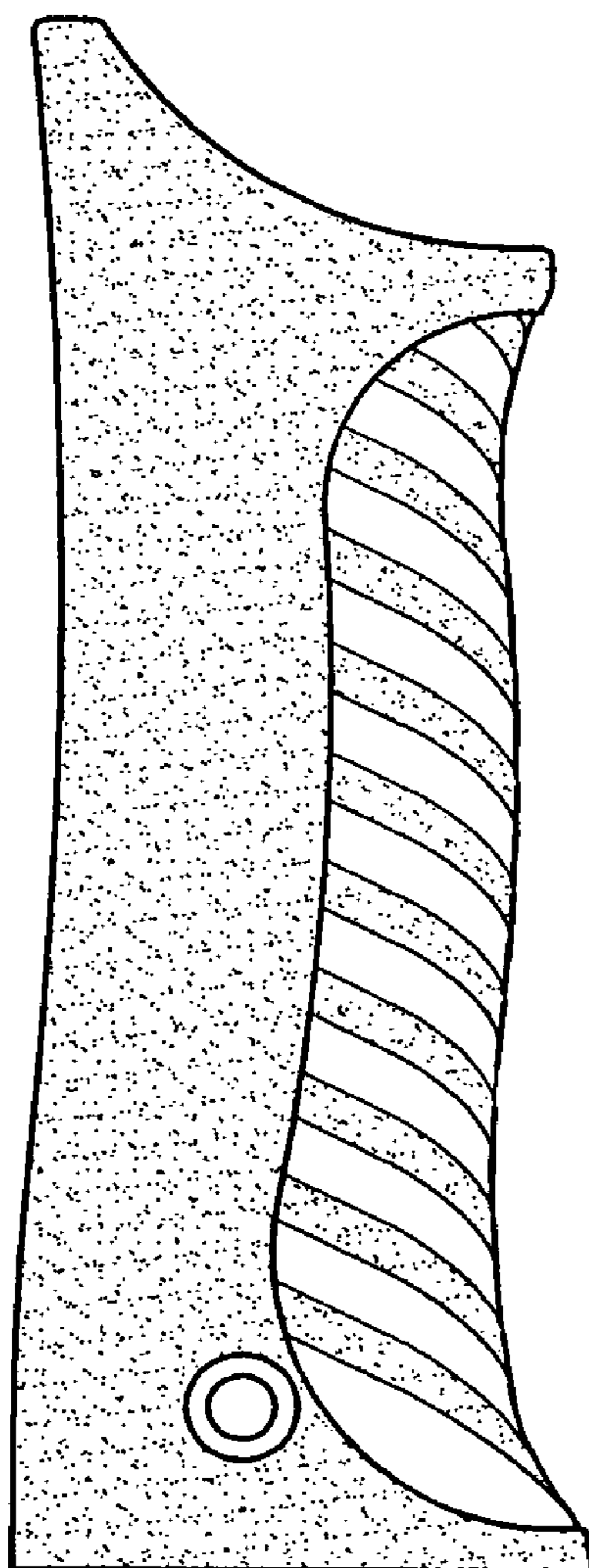


FIG. 4

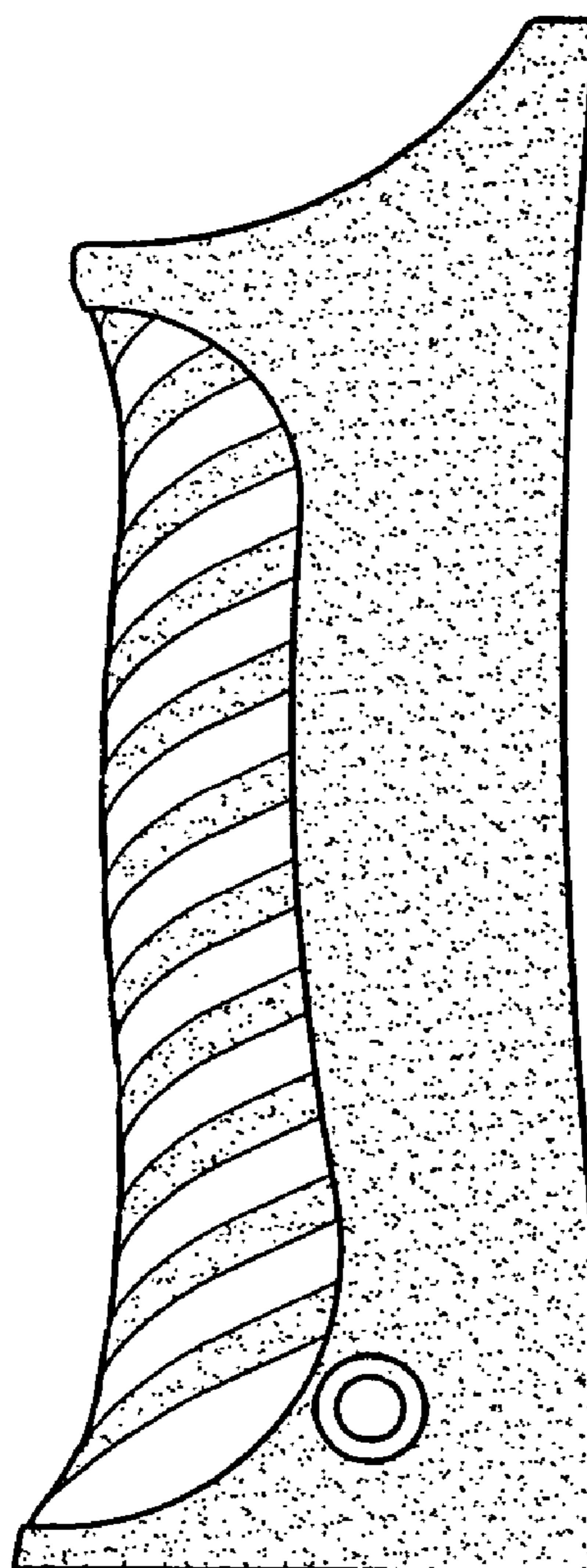


FIG. 5

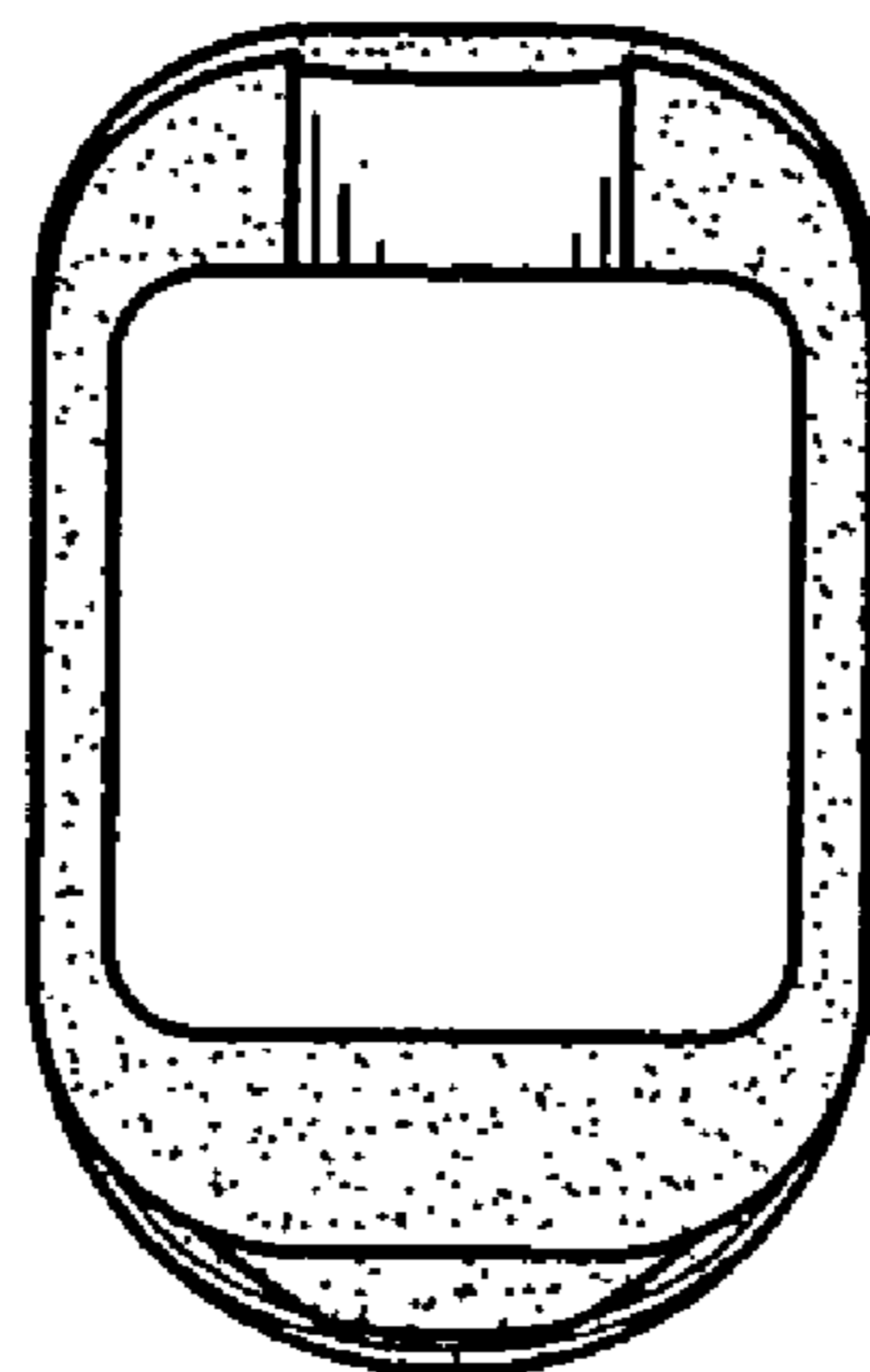


FIG. 6




FIG. 7