



US00D570170S

(12) **United States Design Patent**
Kent et al.

(10) **Patent No.:** **US D570,170 S**
(45) **Date of Patent:** **** Jun. 3, 2008**

(54) **STAPLER**
(75) Inventors: **Michael Kent**, Cumberland, RI (US);
William D. Hester, Meriden, CT (US)
(73) Assignee: **Staples The Office Superstore LLC**,
Framingham, MA (US)
(**) Term: **14 Years**
(21) Appl. No.: **29/292,474**
(22) Filed: **Oct. 12, 2007**
(51) **LOC (8) Cl.** **19-02**
(52) **U.S. Cl.** **D8/50**
(58) **Field of Classification Search** D8/49,
D8/50, 61, 68, 69; D19/72, 73, 65, 69; D21/532;
D24/145; 7/158, 160; 227/4, 5, 6, 7, 8,
227/120, 127, 128, 131, 132, 134, 144, 156,
227/175.1; 606/139, 143, 153, 219
See application file for complete search history.

D479,678 S * 9/2003 Huang D8/50
D480,287 S 10/2003 Scola et al.
D487,007 S 2/2004 Lee
D502,850 S * 3/2005 Sauter et al. D8/50
6,918,525 B2 * 7/2005 Marks 227/120
D513,159 S 12/2005 Marks et al.
D514,906 S 2/2006 Marks et al.
7,118,019 B2 10/2006 Marks
7,124,922 B2 10/2006 Marks
7,124,924 B2 10/2006 Marks
D533,756 S 12/2006 Chang
D537,689 S 3/2007 Kent et al.
D542,613 S 5/2007 Marks
D557,092 S * 12/2007 Harris et al. D8/50
2004/0232192 A1 11/2004 Marks
2006/0102688 A1 5/2006 Marks
2006/0186170 A1 8/2006 Marks

FOREIGN PATENT DOCUMENTS

WO WO 2006/05506 A1 5/2006

* cited by examiner

Primary Examiner—Cathron Brooks
Assistant Examiner—Austin Murphy
(74) *Attorney, Agent, or Firm*—Wolf Greenfield & Sacks

(56) **References Cited**
U.S. PATENT DOCUMENTS

5,165,587 A 11/1992 Marks
D340,847 S * 11/1993 Bain et al. D8/50
D355,822 S 2/1995 Smith
5,407,118 A 4/1995 Marks
5,427,299 A 6/1995 Marks
D361,486 S 8/1995 Yang
5,505,362 A 4/1996 Marks
5,511,716 A 4/1996 Marks
5,664,722 A 9/1997 Marks
D416,774 S * 11/1999 Huang D8/50
D424,898 S 5/2000 Wilson et al.
6,145,728 A 11/2000 Marks
D436,009 S * 1/2001 Chi Kuo D8/50
D436,010 S 1/2001 Nakamura
D447,676 S 9/2001 Wilson et al.
D465,139 S 11/2002 Robillard
D468,981 S 1/2003 Nolan
D470,025 S 2/2003 Joss et al.
D471,414 S 3/2003 Chan
D472,436 S 4/2003 Scola et al.
D478,485 S 8/2003 Huang
D478,798 S 8/2003 Huang
D479,449 S * 9/2003 Kramer et al. D8/50

(57) **CLAIM**

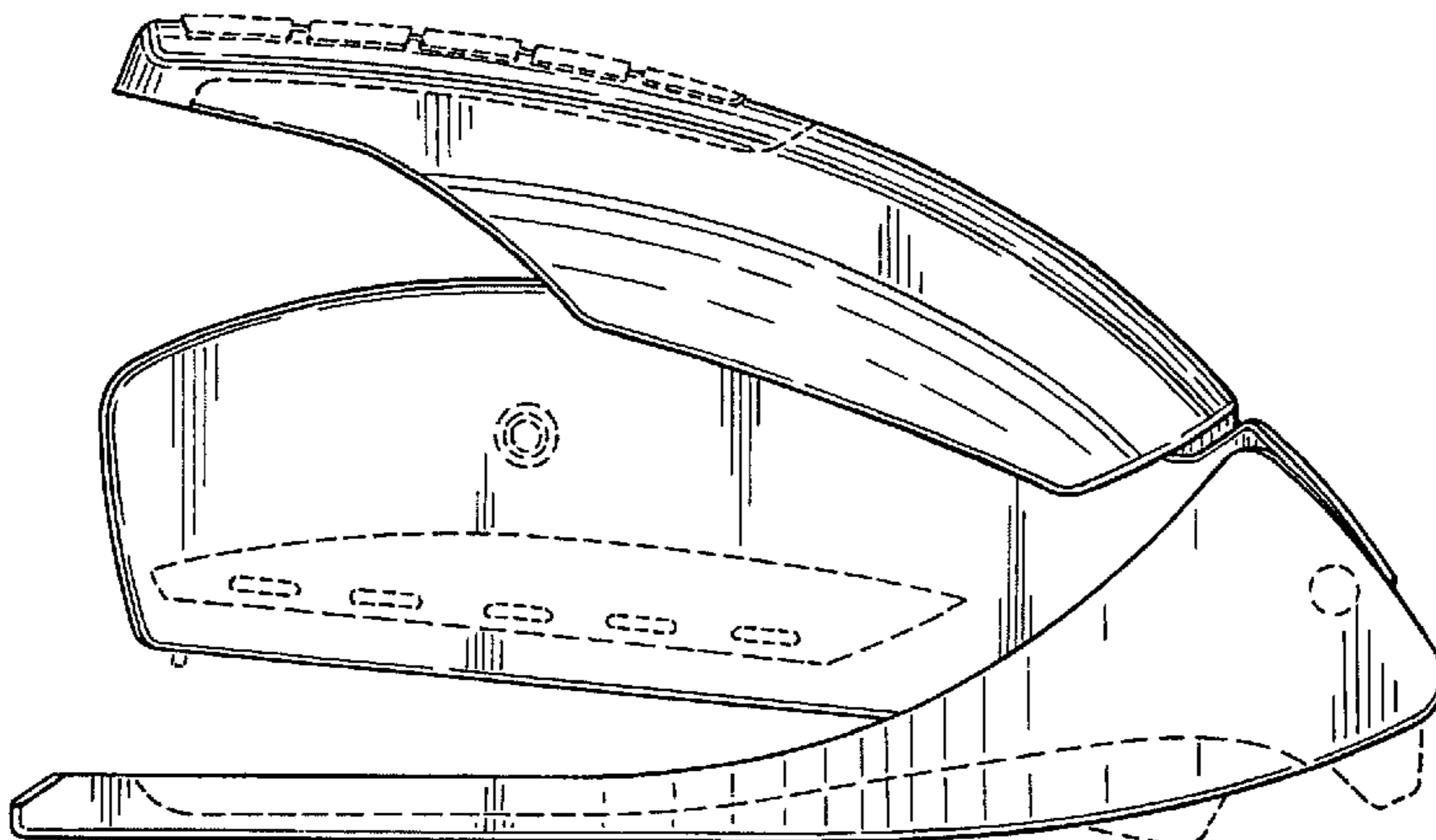
The ornamental design for a stapler, as shown and described.

DESCRIPTION

FIG. 1 is a side, top, rear perspective view of the stapler;
FIG. 2 is a left side view thereof, the right side view thereof
being a mirror image thereof;
FIG. 3 is a front view thereof;
FIG. 4 is a rear view thereof;
FIG. 5 is a top view thereof; and,
FIG. 6 is a bottom view thereof.

The broken lines in the figure drawings are included for the
purpose of illustrating environment and form no part of the
claimed design.

1 Claim, 3 Drawing Sheets



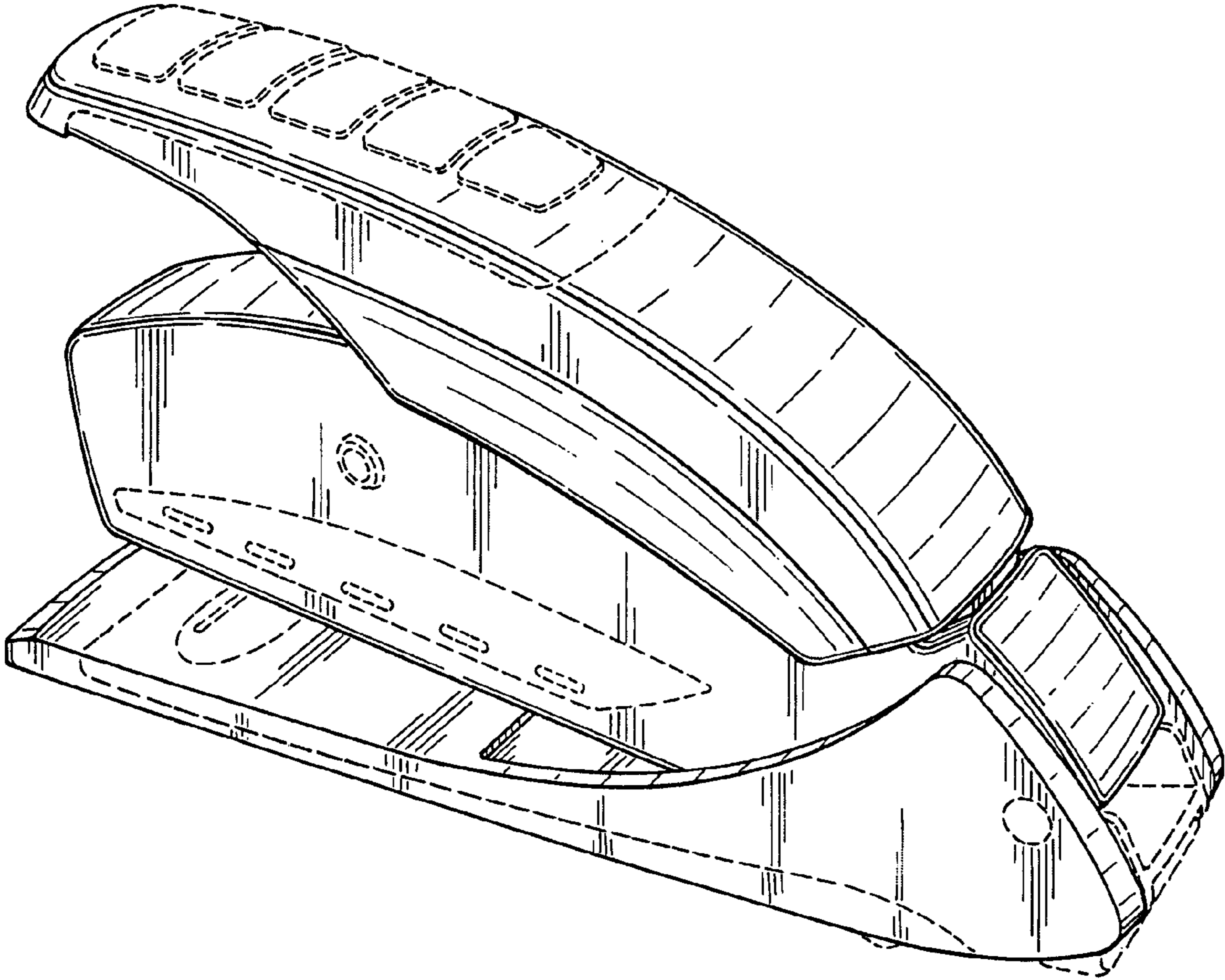


Fig. 1

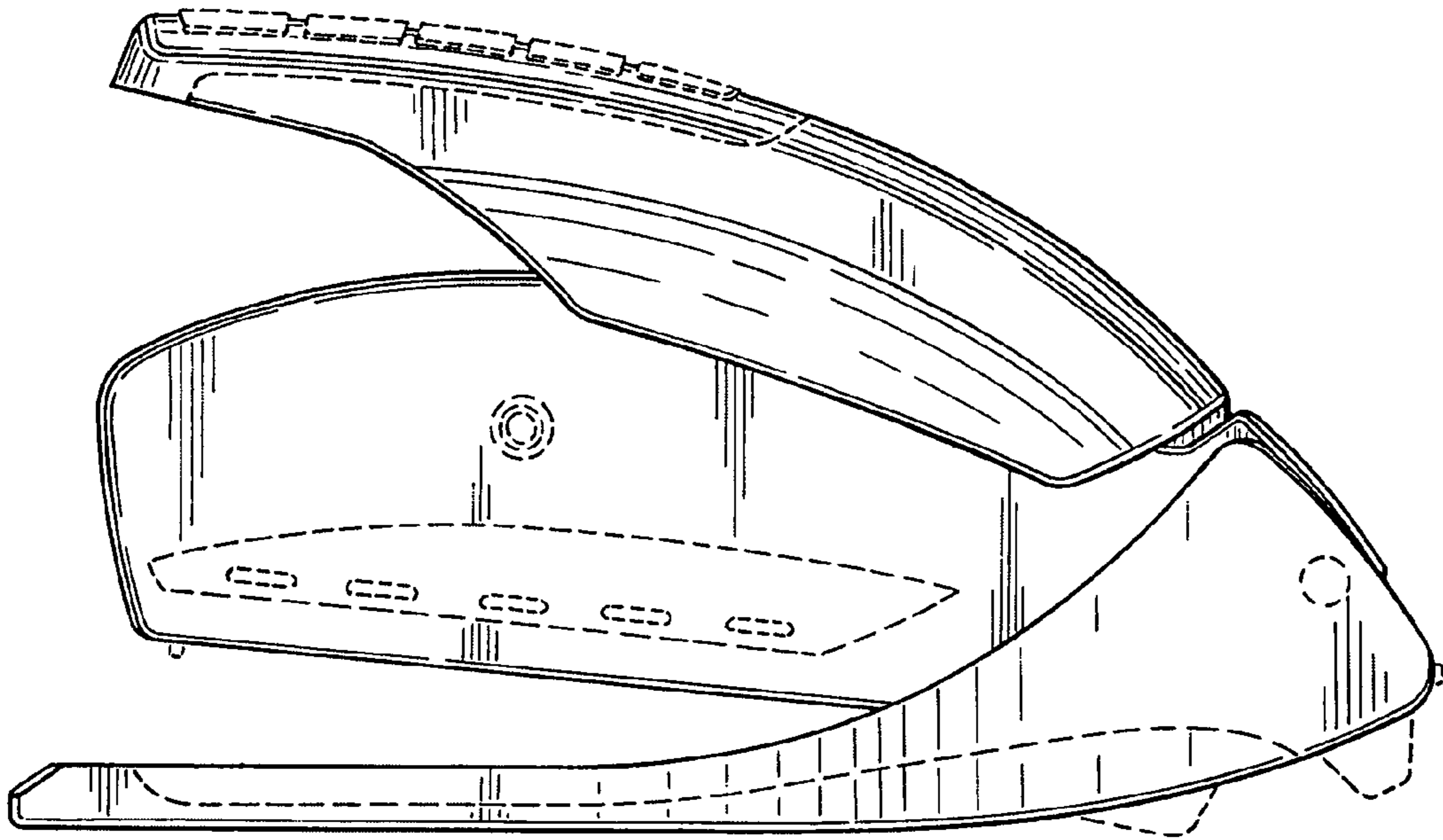


Fig. 2

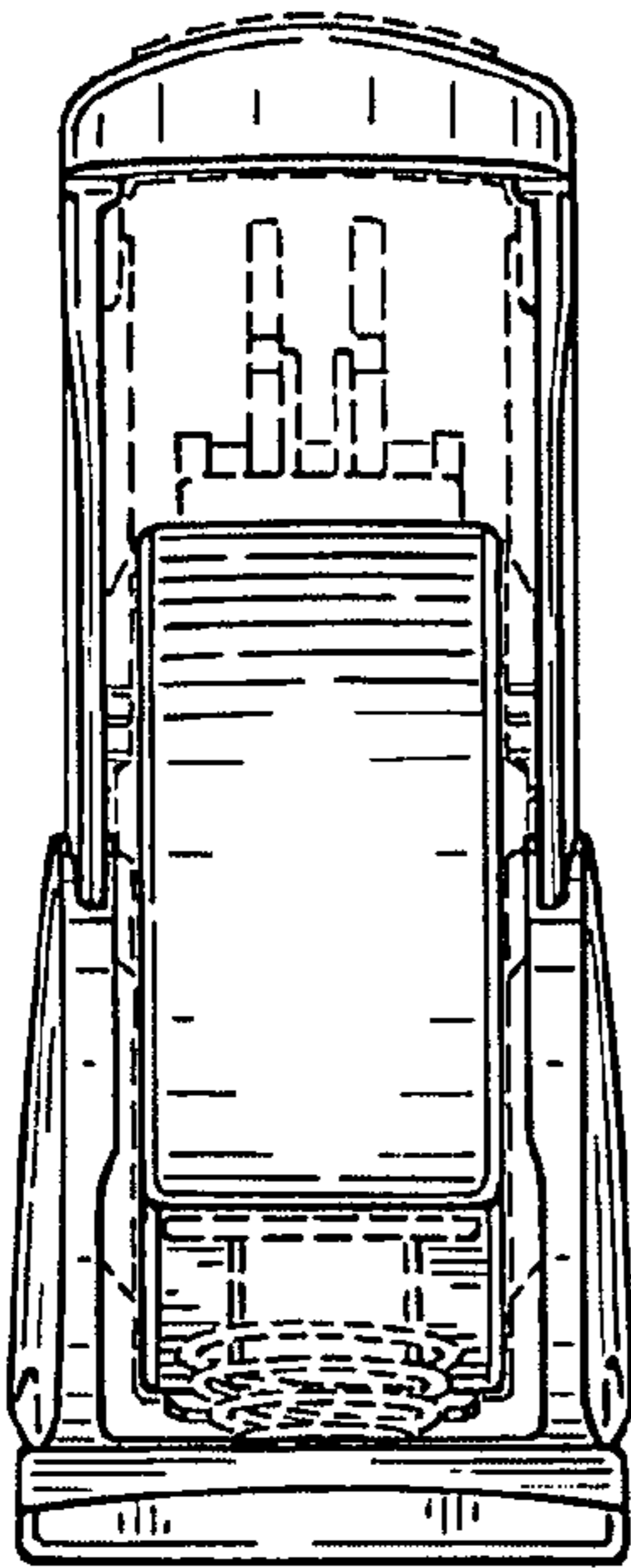


Fig. 3

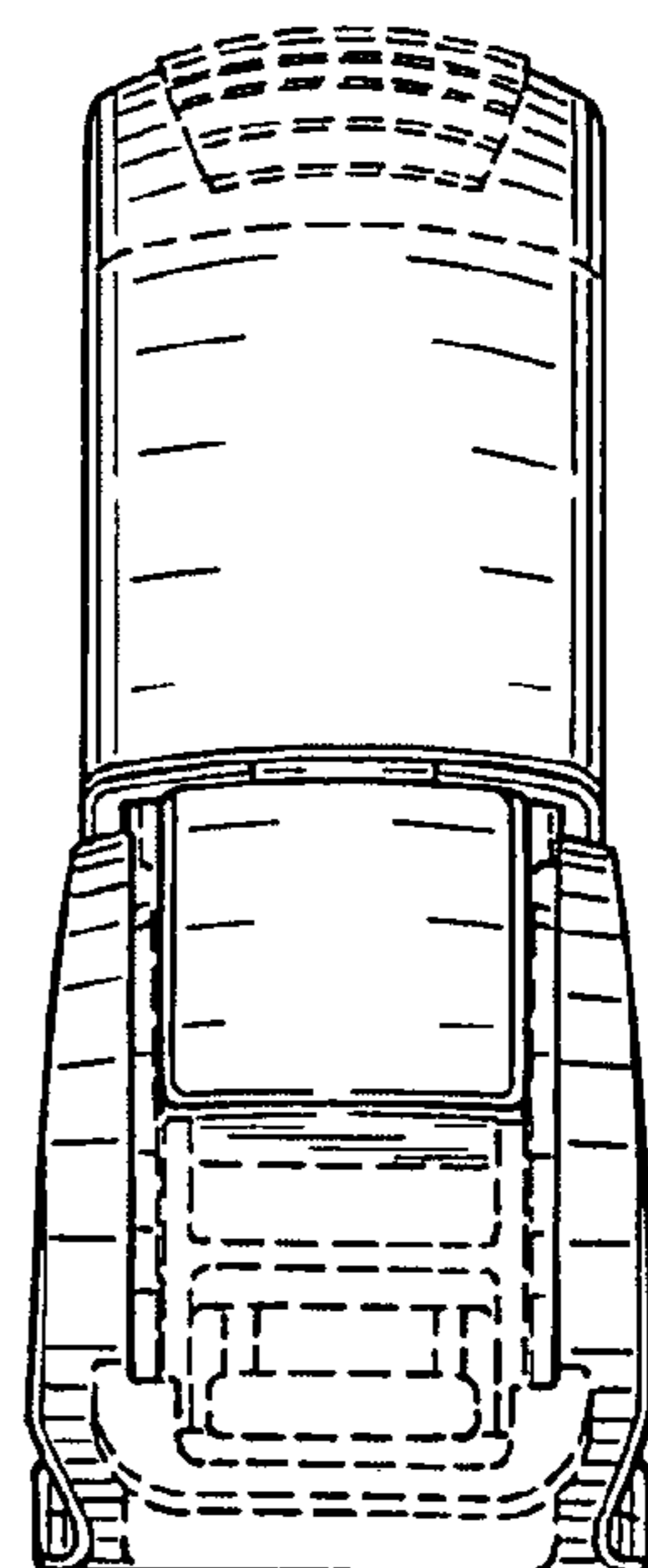


Fig. 4

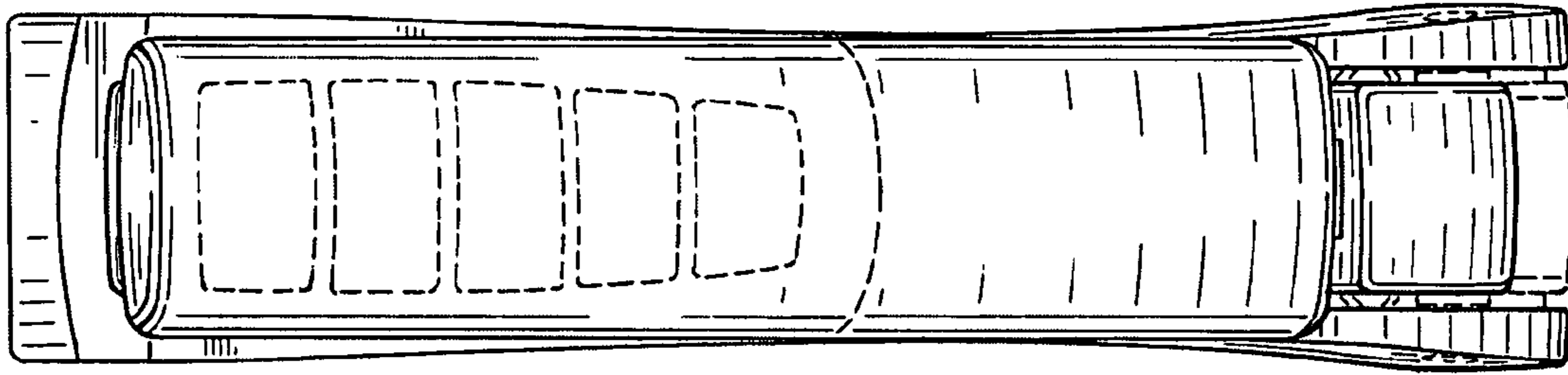


Fig. 5

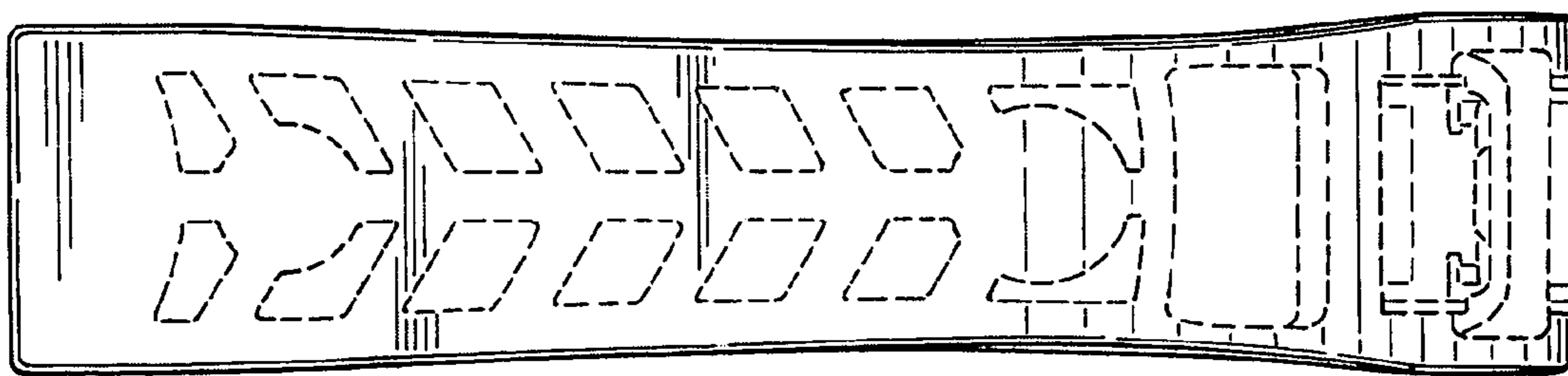


Fig. 6