



US00D570157S

(12) **United States Design Patent**  
**De La Torre et al.**

(10) **Patent No.:** **US D570,157 S**  
(45) **Date of Patent:** **\*\* Jun. 3, 2008**

(54) **FRENCH TOAST WAFFLE GRID**  
(75) Inventors: **Monica De La Torre**, Battle Creek, MI  
(US); **David Tebow**, Battle Creek, MI  
(US); **Marc Barron**, Kalamazoo, MI  
(US)

(73) Assignee: **Kellogg Company**, Battle Creek, MI  
(US)

(\*\*) Term: **14 Years**

(21) Appl. No.: **29/298,292**

(22) Filed: **Dec. 1, 2007**

(51) **LOC (8) Cl.** ..... **07-02**

(52) **U.S. Cl.** ..... **D7/410**

(58) **Field of Classification Search** ..... D1/125,  
D1/129; D6/502; D7/323, 328-332, 334-339,  
D7/352-363, 410, 675; D25/118; 99/331,  
99/339, 372, 385, 425, 444, 601, 618, 620;  
219/478, 620-622; 426/94

See application file for complete search history.

(56) **References Cited**

**U.S. PATENT DOCUMENTS**

1,950,734 A	3/1934	Leaf	
D99,813 S	2/1936	Langendorf	
D99,993 S	4/1936	Brooks	
D99,994 S	4/1936	Brooks	
D99,995 S	4/1936	Brooks	
D99,996 S	4/1936	Brooks	
D100,257 S	4/1936	Brooks	
D110,626 S	6/1938	Neuberger	
2,483,669 A *	10/1949	Reid	219/478
D202,960 S	11/1965	Carpenter	
D230,269 S *	2/1974	Shuey	D25/118
D237,935 S *	12/1975	Nygren	D7/410

D274,592 S *	7/1984	Bever	D7/675
D328,664 S	8/1992	Leahy	
D351,078 S *	10/1994	Livieratos	D6/502
D373,452 S	9/1996	Gobble	
D374,755 S	10/1996	Gobble	
D395,535 S	6/1998	Reichkitzer	
D401,386 S *	11/1998	Boselli	D1/129
D402,436 S	12/1998	Cawley	
D403,485 S	1/1999	Clanton	
D443,972 S *	6/2001	Reardon	D1/129
D445,992 S	8/2001	Reinhart	
6,387,421 B1 *	5/2002	Clanton et al.	426/94
D481,914 S *	11/2003	Short	D7/675
D549,427 S *	8/2007	Gambino et al.	D1/125

\* cited by examiner

*Primary Examiner*—Stella M. Reid

*Assistant Examiner*—Ricky Pham

(74) *Attorney, Agent, or Firm*—William H. Honaker;  
Dickinson Wright PLLC

(57) **CLAIM**

We claim the ornamental design for the French toast waffle grid, as shown and described.

**DESCRIPTION**

FIG. 1 is a top plan view of the French toast waffle grid of the present invention.

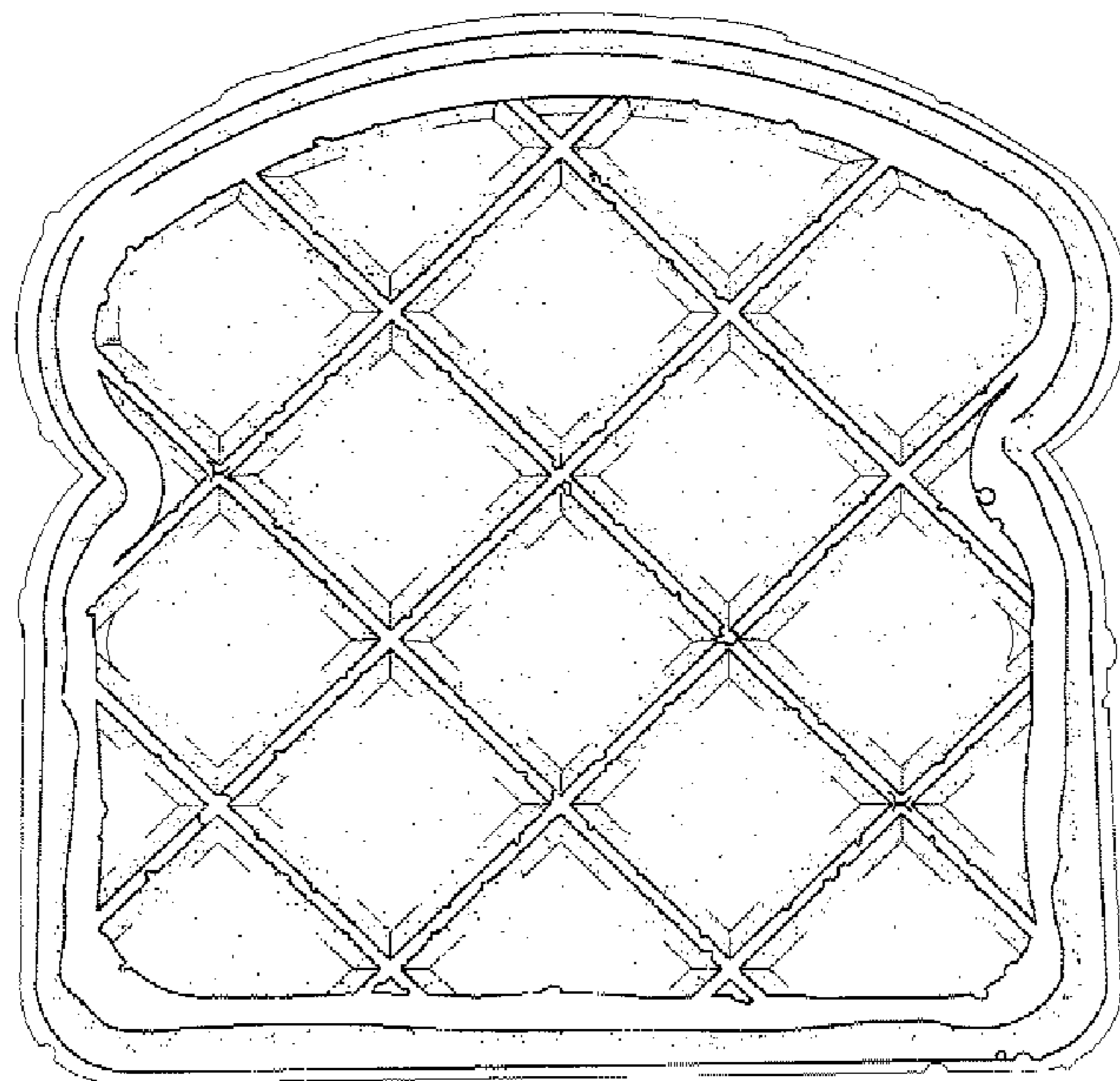
FIG. 2 is a right side view of the French toast waffle grid of the present invention.

FIG. 3 is a front view of the French toast waffle grid of the present invention; and,

FIG. 4 is a rear view of the French toast waffle grid of the present invention.

The views not shown form no part of the claimed design.

**1 Claim, 1 Drawing Sheet**



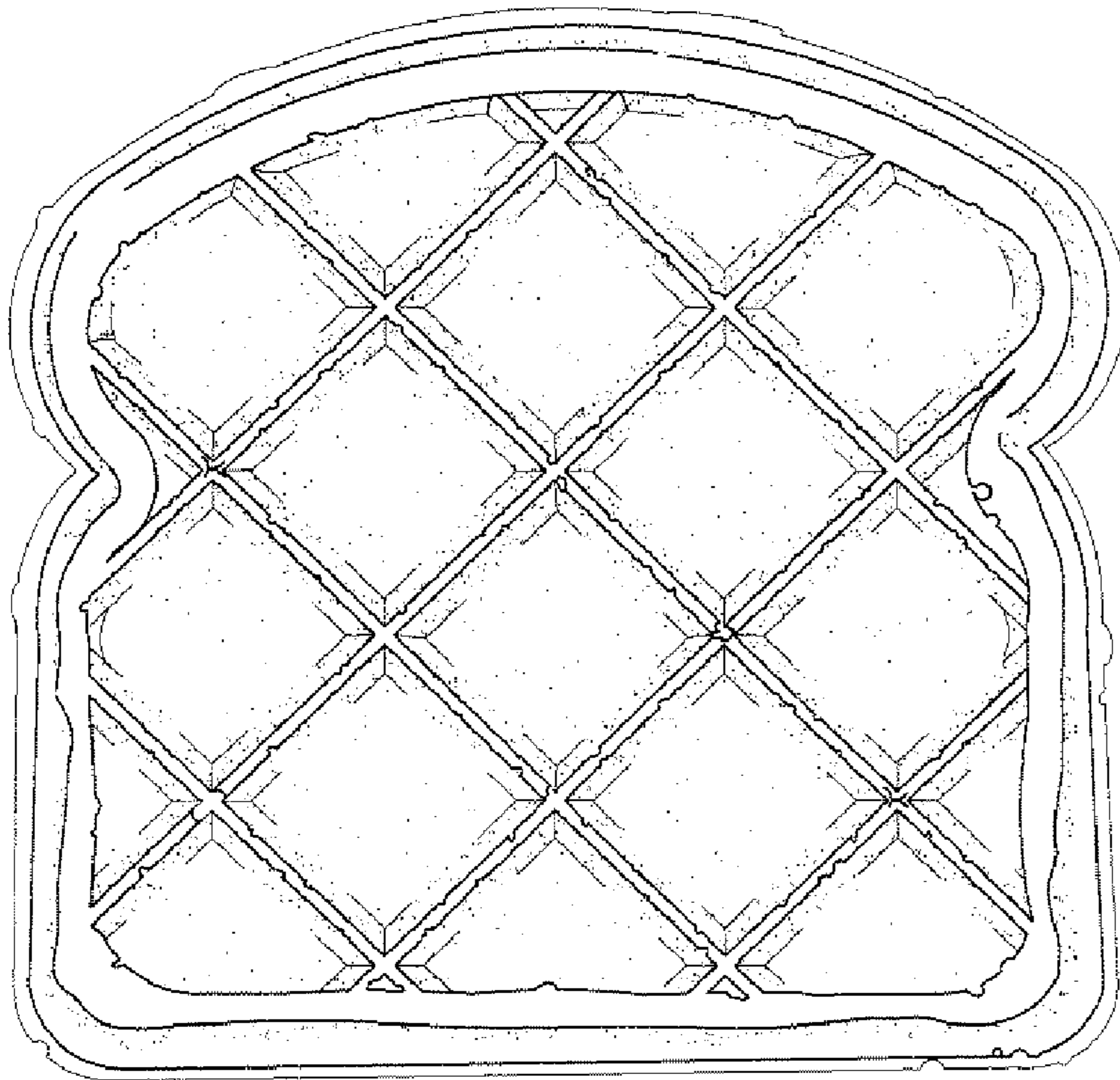


Fig-1

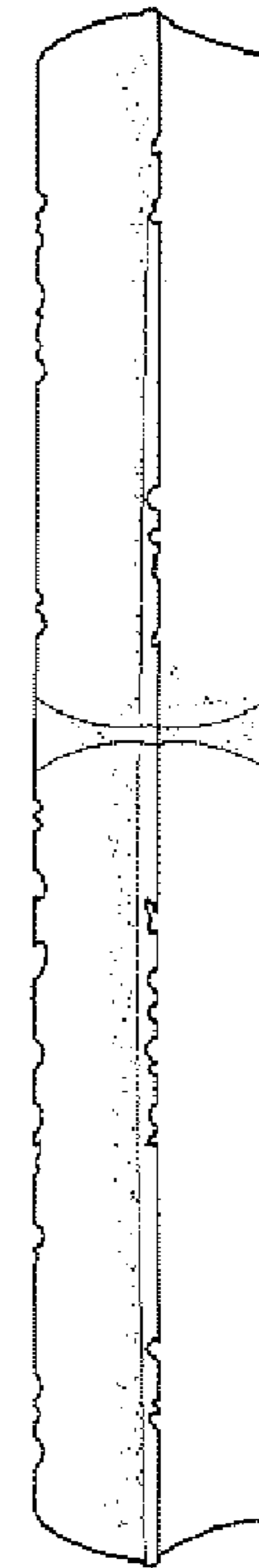


Fig-2



Fig-3

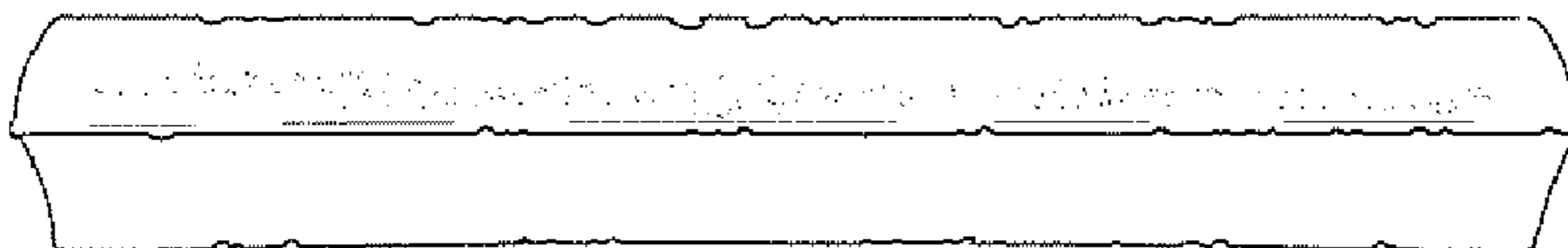


Fig-4