

US00D570155S

(12) **United States Design Patent**  
**Martin**

(10) **Patent No.:** **US D570,155 S**

(45) **Date of Patent:** **\*\* Jun. 3, 2008**

(54) **FLATWARE HANDLE**

(75) Inventor: **Susan Martin**, Frankfort, NY (US)

(73) Assignee: **Utica Cutlery Company**, Utica, NY (US)

(\*\*) Term: **14 Years**

(21) Appl. No.: **29/280,720**

(22) Filed: **Jun. 5, 2007**

(51) **LOC (8) Cl.** ..... **07-02**

(52) **U.S. Cl.** ..... **D7/401.2**

(58) **Field of Classification Search** ..... D7/378,  
D7/401.2, 642-664, 688-692, 669, 675, 676,  
D7/683; D4/135; D8/107; D24/116; 30/137,  
30/141, 142, 340, 147-150, 322-329, 342-345;  
416/70 R

See application file for complete search history.

(56) **References Cited**

**U.S. PATENT DOCUMENTS**

- D50,474 S \* 3/1917 Jacoby ..... D7/653
- D140,263 S \* 2/1945 Farber ..... D7/663
- D299,899 S \* 2/1989 Liebmann ..... D7/653

- D340,842 S \* 11/1993 Richmond ..... D7/653
- D347,770 S \* 6/1994 Gong ..... D7/653
- D545,639 S \* 7/2007 Shane-Schuldt ..... D7/653
- D557,997 S \* 12/2007 Ito ..... D7/653
- D559,618 S \* 1/2008 Martin ..... D7/401.2

\* cited by examiner

*Primary Examiner*—Caron D. Veynar

*Assistant Examiner*—Ricky Pham

(74) *Attorney, Agent, or Firm*—Hiscock & Barclay, LLP

(57) **CLAIM**

The ornamental design for a flatware handle, as shown and described.

**DESCRIPTION**

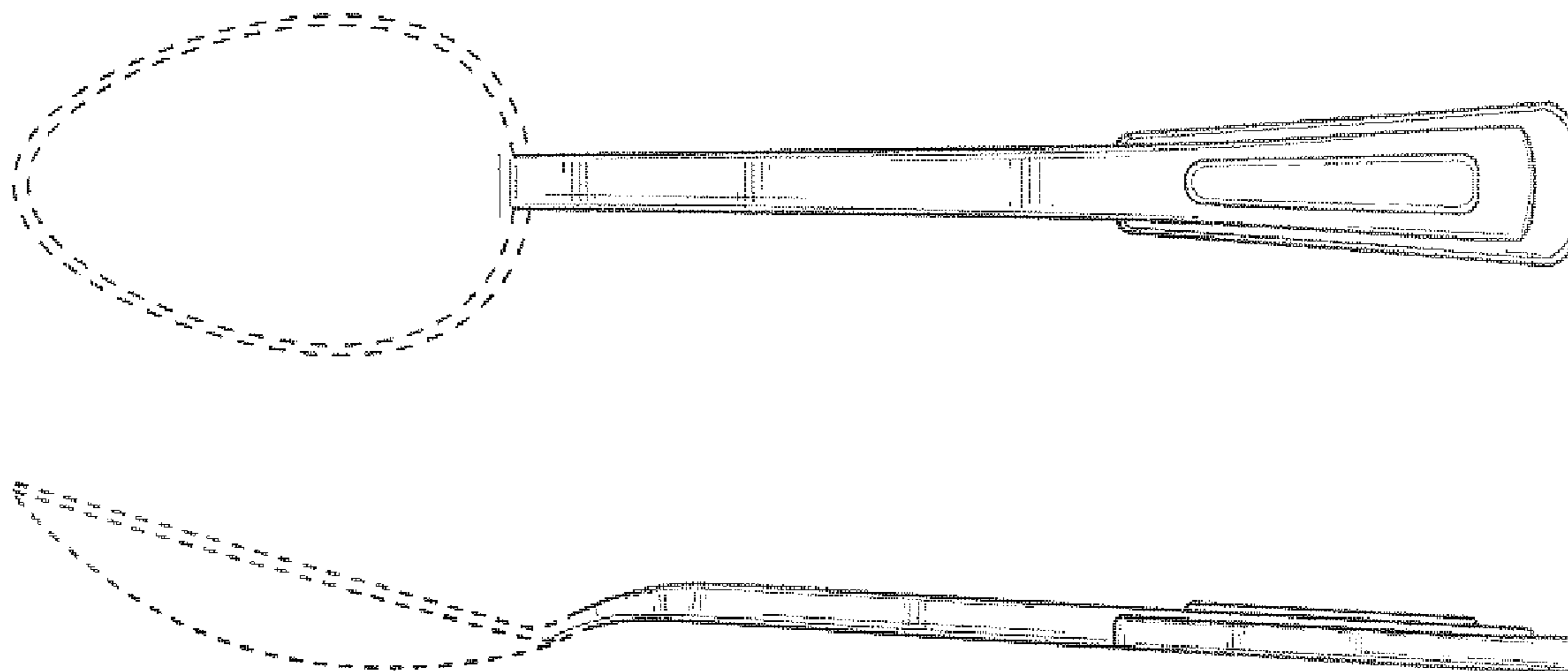
FIG. 1 is a top plan view of a flatware handle showing my new design;

FIG. 2 is a side view thereof; the opposite side view being a mirror image thereof; and,

FIG. 3 is a bottom plan view thereof.

The spoon shell is shown in broken lines for illustrative purposes only, and forms no part of the claimed design.

**1 Claim, 1 Drawing Sheet**






Fig. 1

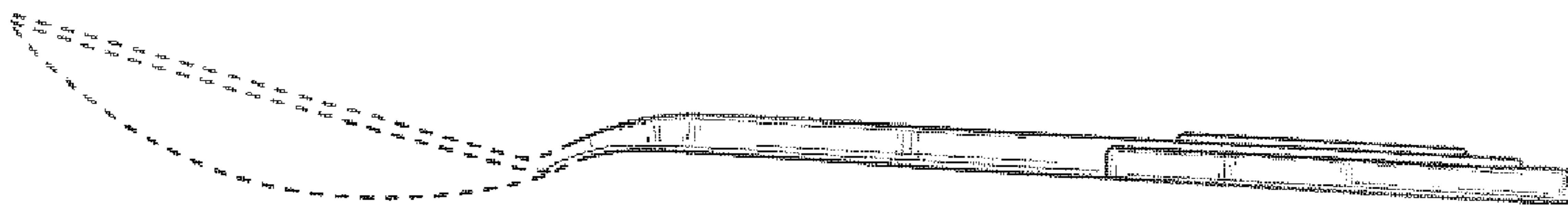


Fig. 2

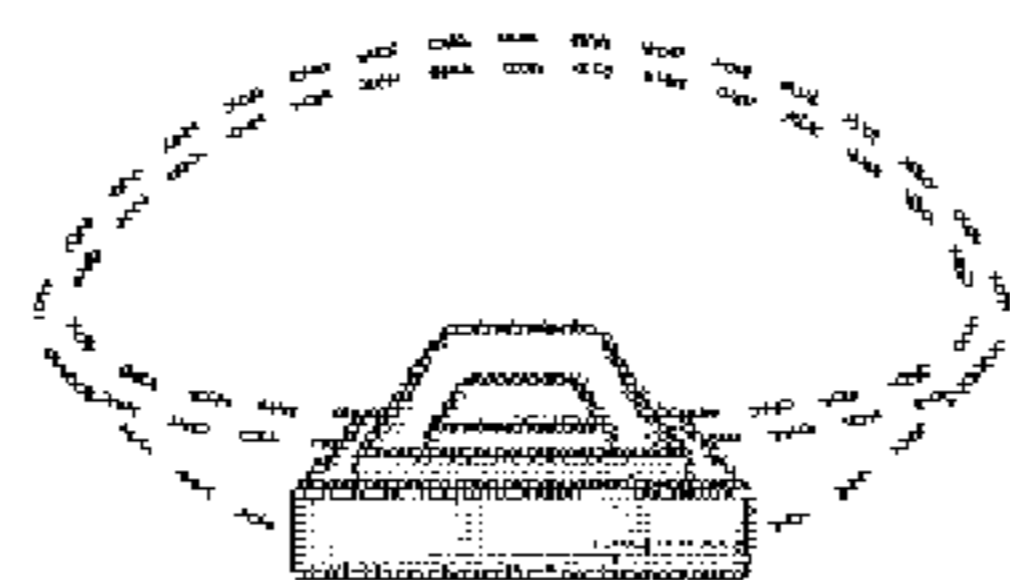


Fig. 3