



US00D570154S

(12) **United States Design Patent**  
**Wang**

(10) **Patent No.:** **US D570,154 S**

(45) **Date of Patent:** **\*\* Jun. 3, 2008**

(54) **REVERSIBLE GRIDDLE**

(76) Inventor: **Chie-Chiun Wang**, 3F, No. 63, Jhong  
3<sup>rd</sup> St., sijhih City, Taipei County 221  
(TW)

(\*\*) Term: **14 Years**

(21) Appl. No.: **29/281,652**

(22) Filed: **Jun. 28, 2007**

(51) **LOC (8) Cl.** ..... **07-02**

(52) **U.S. Cl.** ..... **D7/359**

(58) **Field of Classification Search** ..... D7/323,  
D7/354-363, 409, 554.3, 698; 99/324, 402,  
99/422, 427, 421 A, 421 HH, 421 H, 421 R,  
99/449, 450; 219/728; 220/573.1, 485,  
220/491-494, 752, 759, 769, 912; 126/337 R  
See application file for complete search history.

(56) **References Cited**

**U.S. PATENT DOCUMENTS**

- 3,941,968 A \* 3/1976 MacMaster et al. .... 219/728
- D363,196 S \* 10/1995 Kristiansen ..... D7/698
- D365,495 S \* 12/1995 O'Higgins ..... D7/359
- D378,561 S \* 3/1997 Ferris et al. .... D7/554.3
- D380,342 S \* 7/1997 Edmonds ..... D7/363
- D393,980 S \* 5/1998 Kellermann ..... D7/409
- D424,367 S \* 5/2000 Choi ..... D7/363

- D463,202 S \* 9/2002 Smith ..... D7/359
- D483,605 S \* 12/2003 Gronda ..... D7/359
- D503,066 S \* 3/2005 Mili ..... D7/359
- D532,655 S \* 11/2006 Elwell et al. .... D7/409
- D538,584 S \* 3/2007 Scholze et al. .... D7/359
- 2007/0204856 A1 \* 9/2007 Elwell et al. .... 126/337 R

\* cited by examiner

*Primary Examiner*—Caron D. Veynar

*Assistant Examiner*—Ricky Pham

(74) *Attorney, Agent, or Firm*—Ming Chow; Sinorica, LLC

(57) **CLAIM**

The ornamental design for a reversible griddle, as shown.

**DESCRIPTION**

FIG. 1 is a perspective view of a reversible griddle showing my new design;

FIG. 2 is a front elevation view thereof;

FIG. 3 is a rear elevation view thereof;

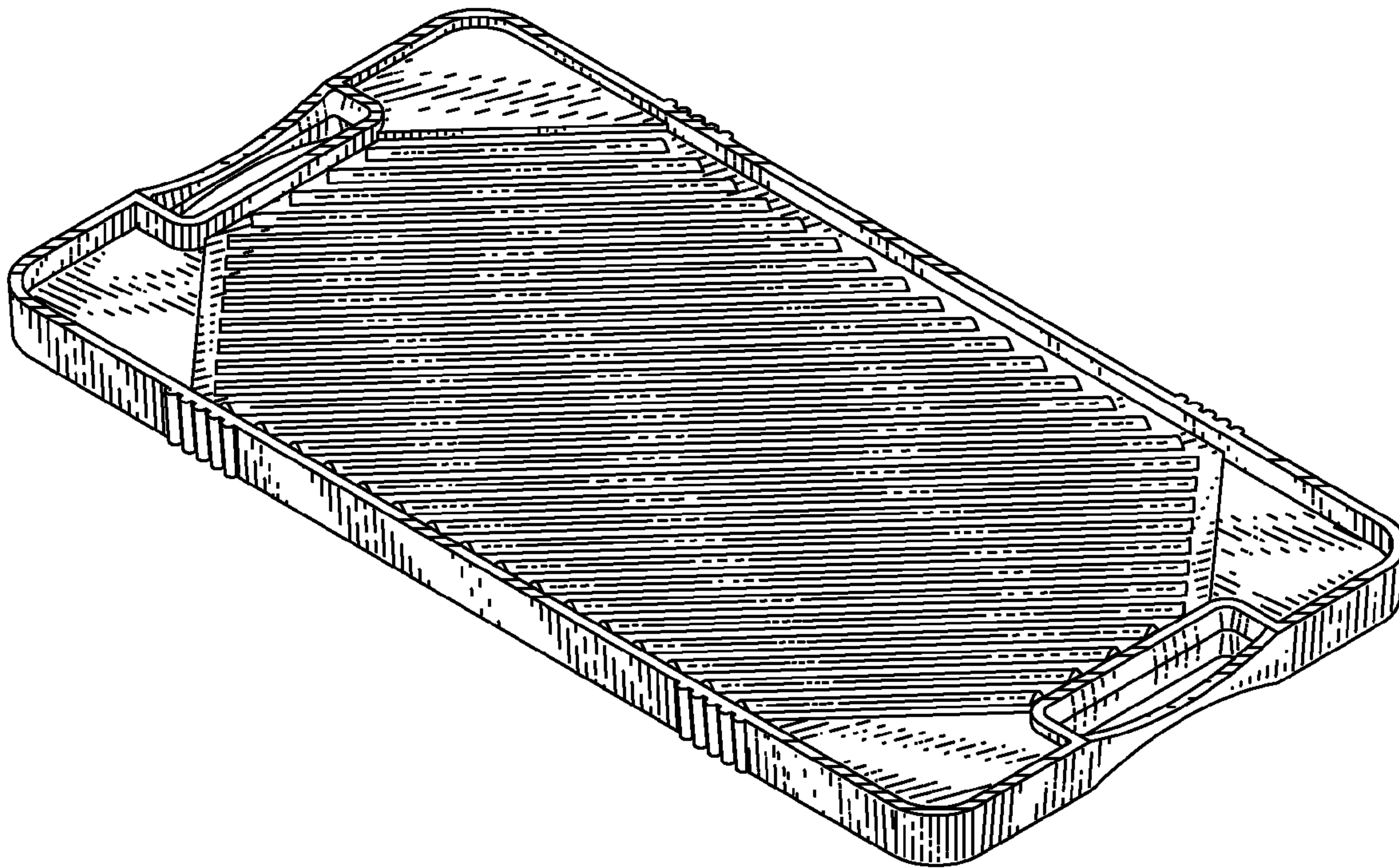
FIG. 4 is a left side elevation view thereof;

FIG. 5 is a right side elevation view thereof;

FIG. 6 is a top view thereof; and,

FIG. 7 is a bottom view thereof.

**1 Claim, 4 Drawing Sheets**



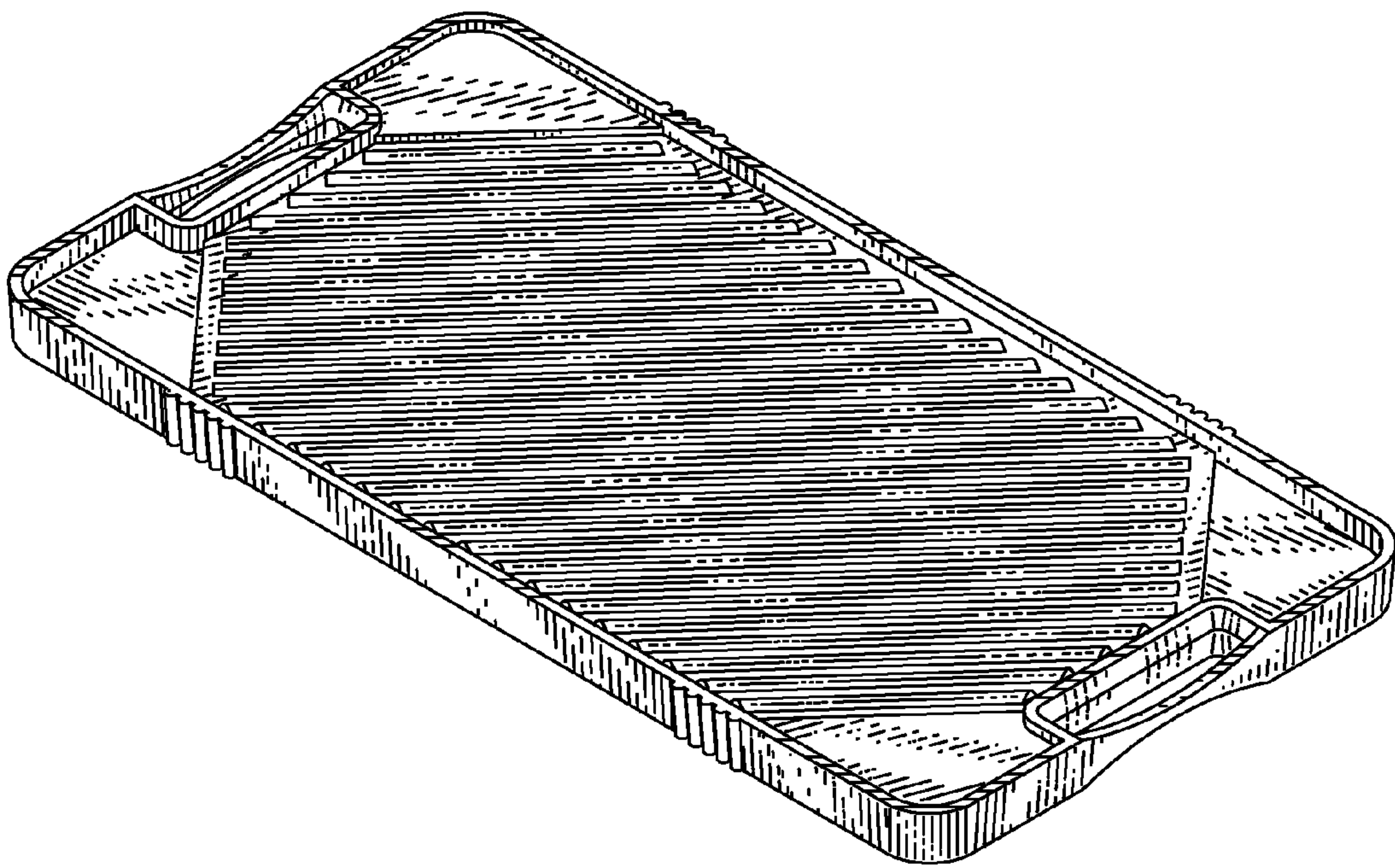


FIG. 1

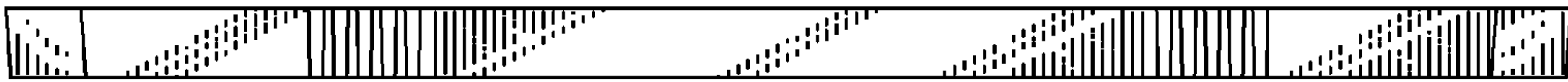


FIG. 2

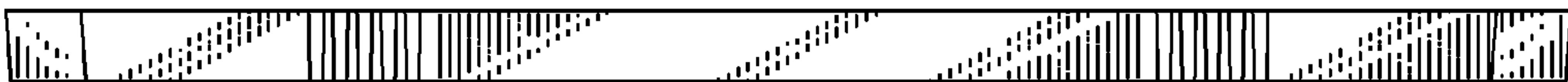


FIG. 3



FIG. 4



FIG. 5






FIG. 6

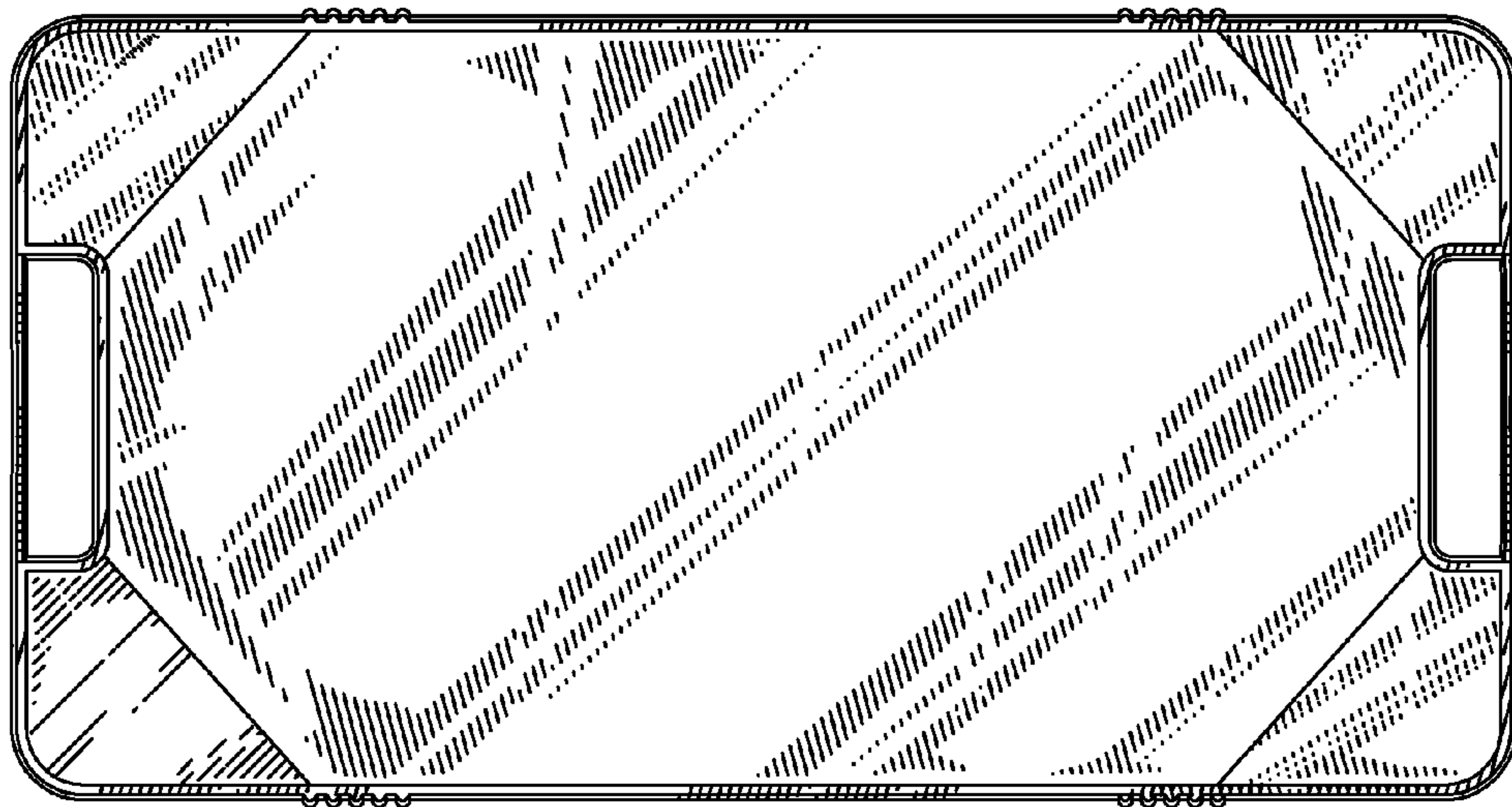


FIG. 7