

US00D570132S

(12) **United States Design Patent**  
**Evans et al.**

(10) **Patent No.:** **US D570,132 S**  
(45) **Date of Patent:** **\*\* Jun. 3, 2008**

(54) **CABINET**

(75) Inventors: **Edwin E. Evans**, Irvine, CA (US); **J. Gordon Crawford**, Riverside, CA (US); **Amritpal S. Dhanjal**, Chino, CA (US)

(73) Assignee: **Potter Roemer LLC**, City of Industry, CA (US)

(\*\*) Term: **14 Years**

(21) Appl. No.: **29/297,472**

(22) Filed: **Nov. 12, 2007**

(51) **LOC (8) Cl.** ..... **06-04**

(52) **U.S. Cl.** ..... **D6/432**

(58) **Field of Classification Search** ..... D6/408, D6/432-448, 520, 523, 551; D14/126-130, D14/387; D20/1, 6, 10; D99/28, 29, 34; 206/389, 391, 804; 221/44, 103; 312/34.2, 312/34.22, 114, 138.1, 204, 224  
See application file for complete search history.

(56) **References Cited**

**U.S. PATENT DOCUMENTS**

2,488,040	A *	11/1949	Straubel	.....	221/44
2,832,506	A *	4/1958	Hatcher	.....	221/103
D195,373	S	6/1963	Dwyer		
3,580,651	A *	5/1971	Gauper	.....	312/34.22
D288,761	S	3/1987	Dunn		
D289,777	S	5/1987	Thomas		
D315,153	S	3/1991	Cleghorn		
D328,203	S *	7/1992	Allen	.....	D6/437
D358,951	S	6/1995	Raynor		

D401,780	S	12/1998	Simon et al.		
D413,868	S *	9/1999	Hesselbach	.....	D14/387
D419,277	S *	1/2000	Ishii et al.	.....	D99/35
D426,059	S	6/2000	Siler et al.		
D451,701	S	12/2001	Martin et al.		
D454,915	S *	3/2002	Brown	.....	D20/6
D529,732	S	10/2006	Evans et al.		
D545,374	S *	6/2007	Gollob	.....	D20/6
D558,702	S *	1/2008	Weaver et al.	.....	D14/130

\* cited by examiner

*Primary Examiner*—Caron D. Veynar

*Assistant Examiner*—Ricky Pham

(74) *Attorney, Agent, or Firm*—Michael Best & Friedrich LLP

(57) **CLAIM**

We claim the ornamental design for a cabinet, as shown and described.

**DESCRIPTION**

FIG. 1 is a perspective view of a cabinet embodying the invention;

FIG. 2 is a front view of the cabinet of FIG. 1;

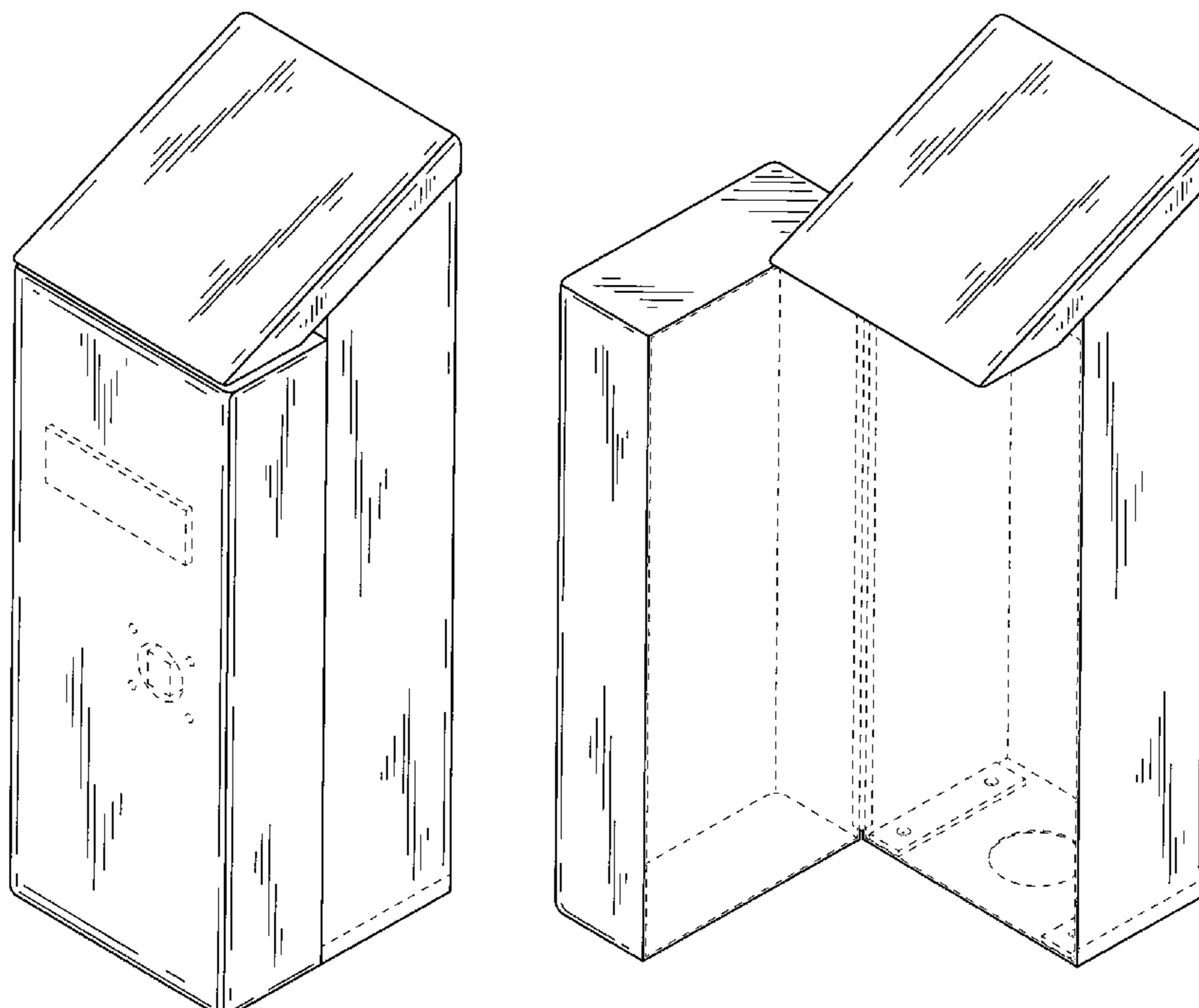
FIG. 3 is a side view of the cabinet of FIG. 1; and,

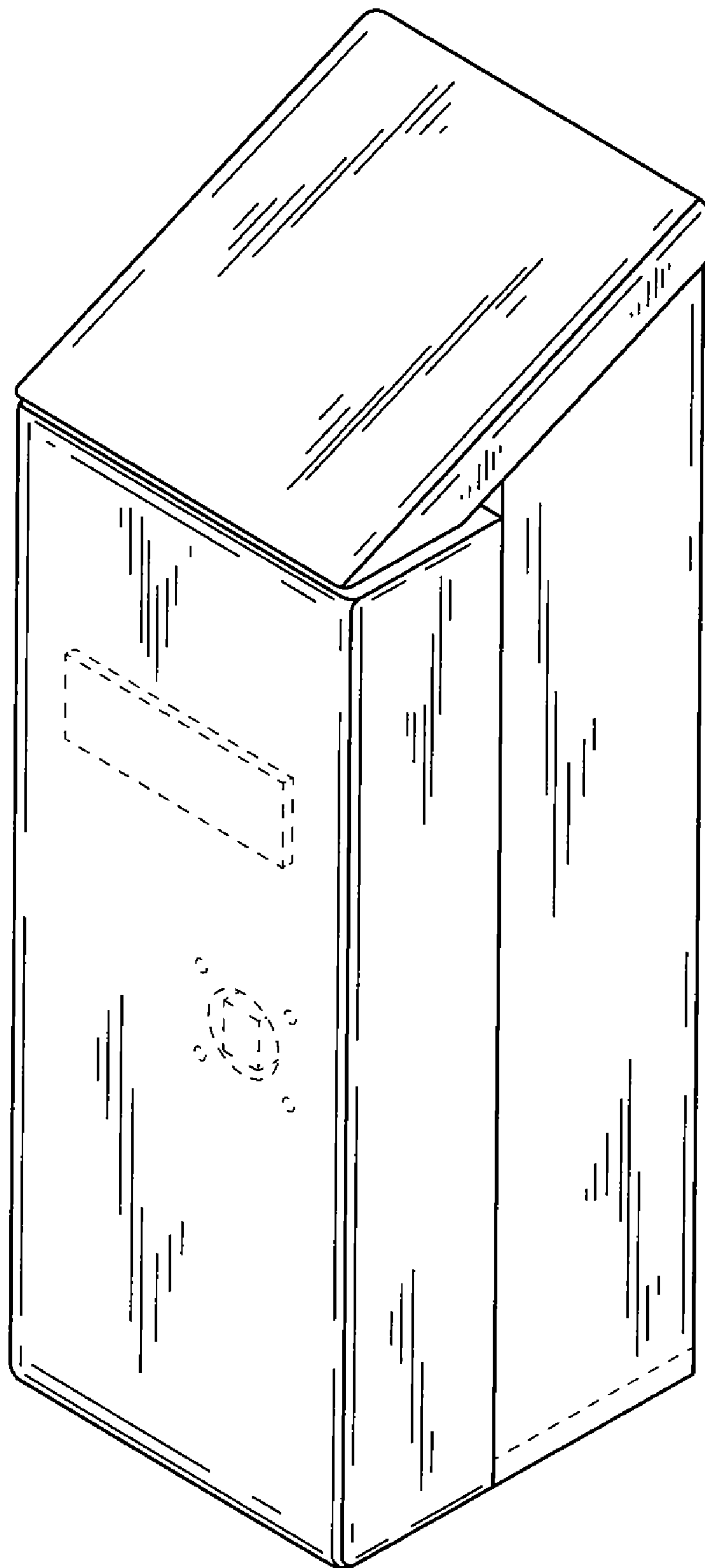
FIG. 4 is a perspective view of the cabinet of FIG. 1 with a door in an open position.

The broken lines shown in the drawings are for illustrative purposes only and form no part of the claimed design.

The second side view, the bottom view, the top view, and the rear view form no part of the claimed design.

**1 Claim, 3 Drawing Sheets**





**FIG. 1**

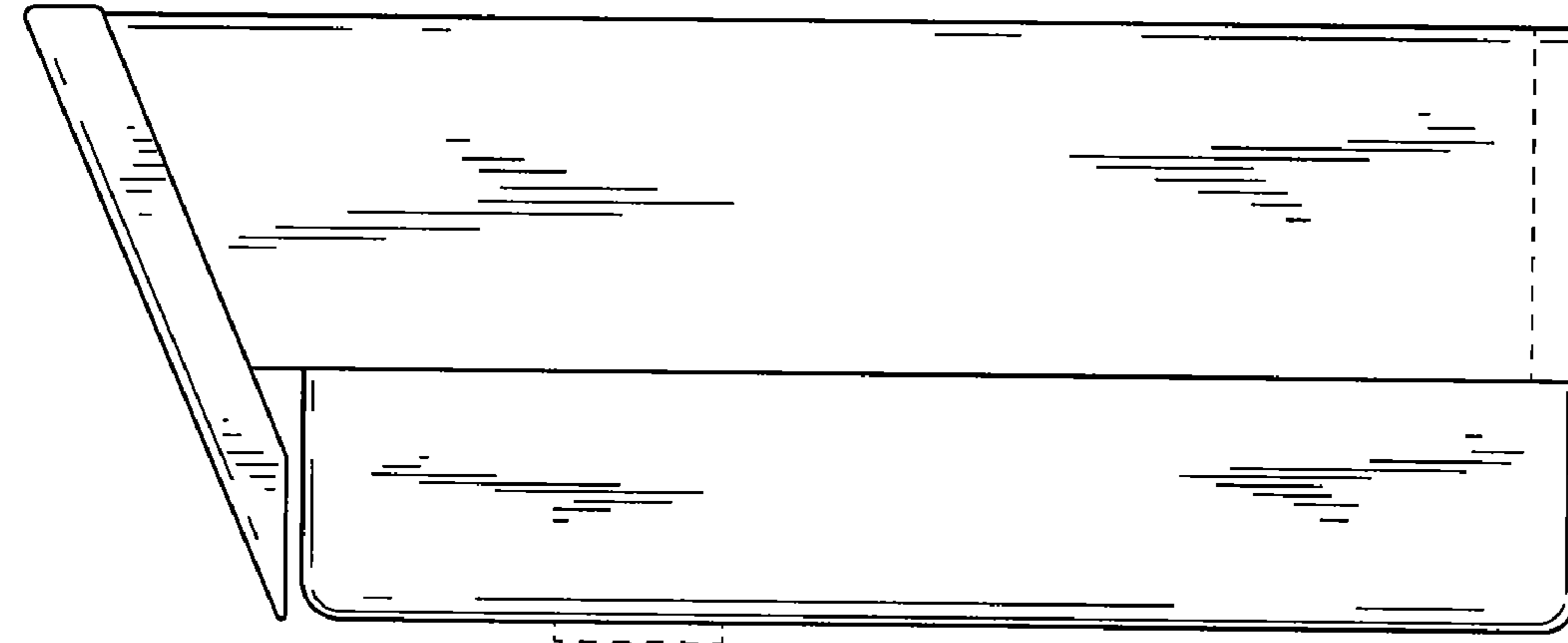


FIG. 3

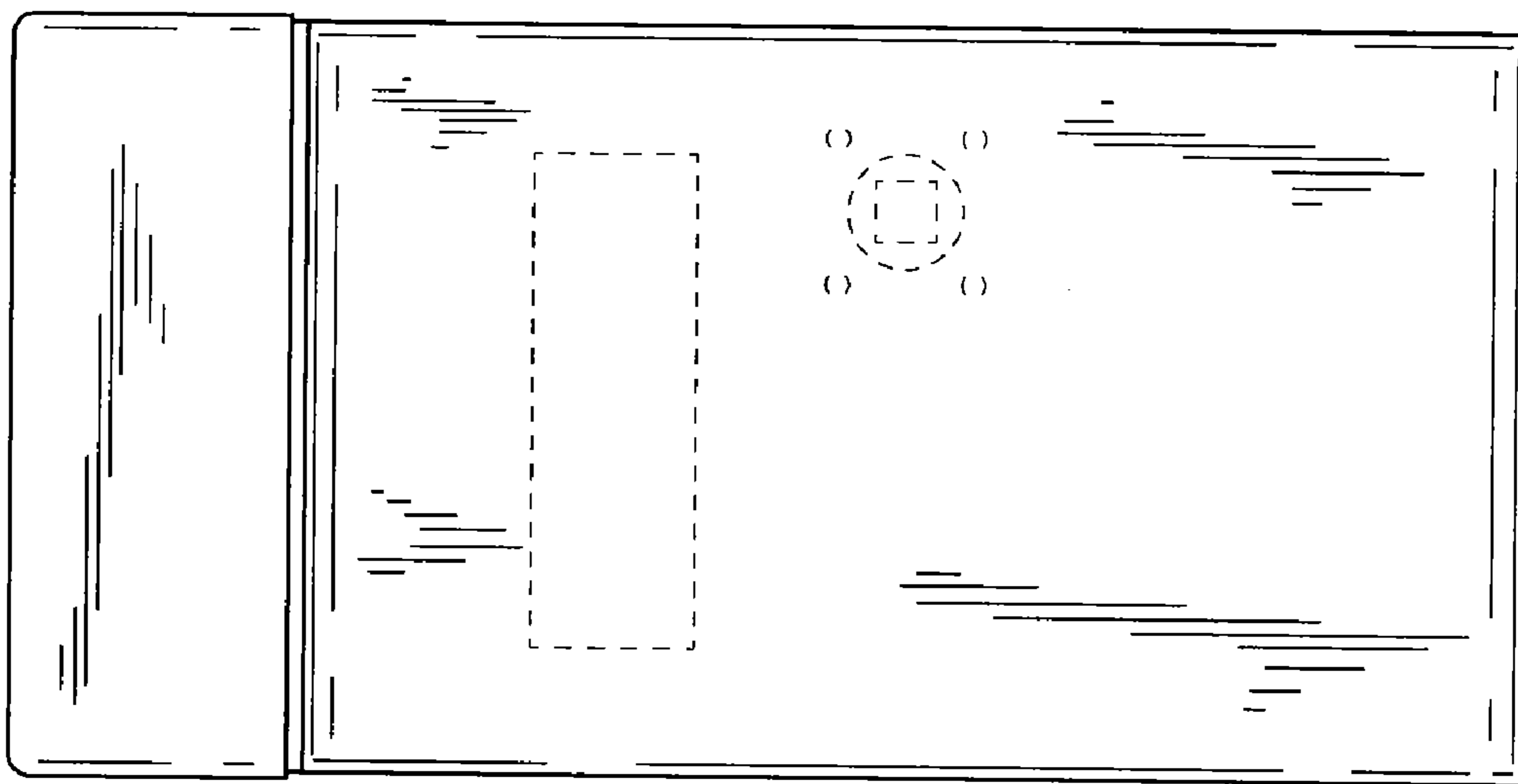
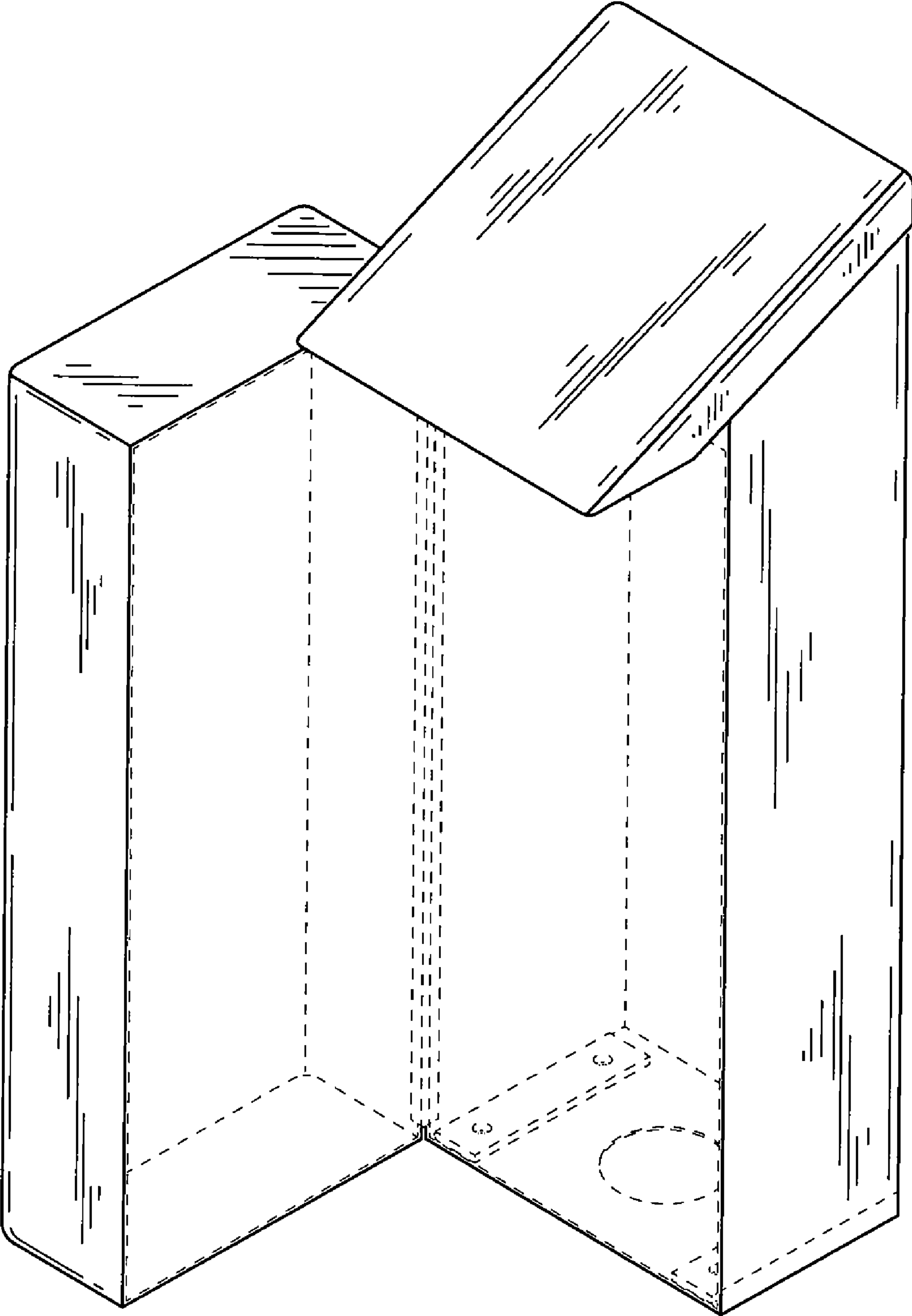


FIG. 2



**FIG. 4**