



US00D570128S

(12) **United States Design Patent**  
**Camp, Jr. et al.**

(10) **Patent No.:** **US D570,128 S**  
(45) **Date of Patent:** **\*\* Jun. 3, 2008**

(54) **CHAIR**

(75) Inventors: **Jerry C. Camp, Jr.**, Birmingham, AL (US); **Rory Rehmert**, Birmingham, AL (US); **Jackie Hogan**, Cullman, AL (US); **Timothy M. LeRoy**, Birmingham, AL (US)

(73) Assignee: **Meadowcraft, Inc.**, Birmingham, AL (US)

(\*\*) Term: **14 Years**

(21) Appl. No.: **29/283,149**

(22) Filed: **Aug. 7, 2007**

(51) **LOC (8) Cl.** ..... **06-01**

(52) **U.S. Cl.** ..... **D6/376; D6/369**

(58) **Field of Classification Search** ..... D6/334-336, D6/344, 358, 369, 370, 374, 375, 376, 379, D6/380, 500-502; 297/445.1, 446.1, 452.63, 297/452.64

See application file for complete search history.

(56) **References Cited**

**U.S. PATENT DOCUMENTS**

D272,020 S *	1/1984	Baty	.....	D6/344
D333,045 S *	2/1993	Hess et al.	.....	D6/376
D334,297 S *	3/1993	Rehmert	.....	D6/376
D335,586 S *	5/1993	Hess	.....	D6/376
D357,819 S *	5/1995	Hill et al.	.....	D6/376
D358,501 S *	5/1995	Hess	.....	D6/376

D368,810 S *	4/1996	Kemnitz et al.	.....	D6/376
D378,172 S *	2/1997	Rehmert	.....	D6/376
D426,395 S *	6/2000	Lin	.....	D6/376
D434,920 S *	12/2000	Rehmert et al.	.....	D6/376
D445,272 S *	7/2001	Rehmert et al.	.....	D6/376

\* cited by examiner

*Primary Examiner*—Mimosa De

(74) *Attorney, Agent, or Firm*—C. Brandon Browning; Maynard Cooper & Gale, PC

(57) **CLAIM**

The ornamental design for a chair, as shown and described.

**DESCRIPTION**

FIG. 1 is a front perspective view of a chair in accordance with the present invention.

FIG. 2 is a side elevational view of the chair of FIG. 1.

FIG. 3 is a front elevational view of the chair of FIG. 1.

FIG. 4 is a rear elevational view of the chair of FIG. 1.

FIG. 5 is a top plan view of the chair of FIG. 1.

FIG. 6 is a front perspective view of the chair of FIG. 1 shown without cushion for ease of illustration.



FIG. 7 is a side elevational view of the chair of FIG. 6.

FIG. 8 is a front elevational view of the chair of FIG. 6.

FIG. 9 is a rear elevational view of the chair of FIG. 6; and,

FIG. 10 is a top plan view of the chair of FIG. 6.

**1 Claim, 10 Drawing Sheets**






FIG. 1




FIG. 2






FIG. 3




FIG. 4

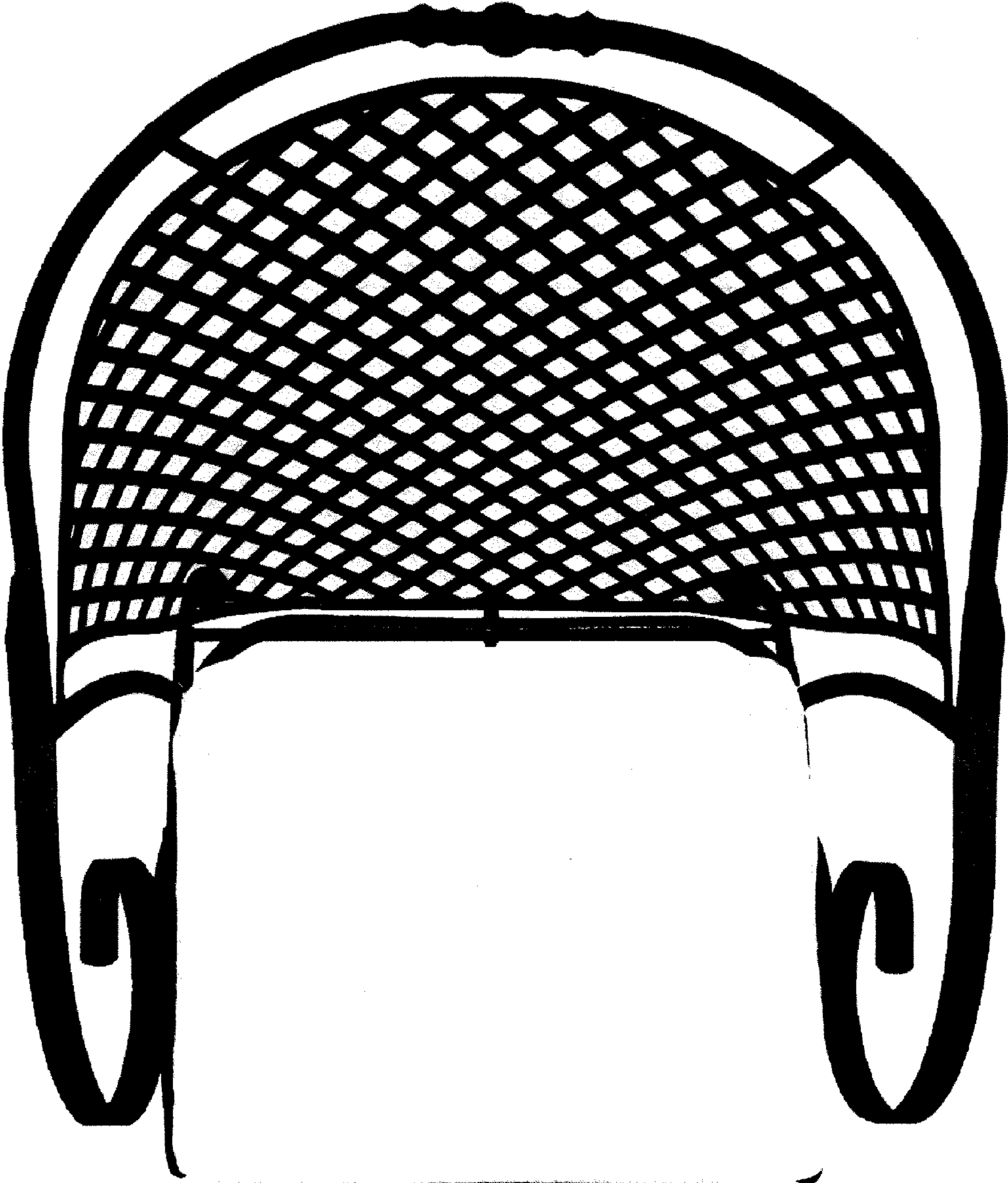


FIG. 5






FIG. 6

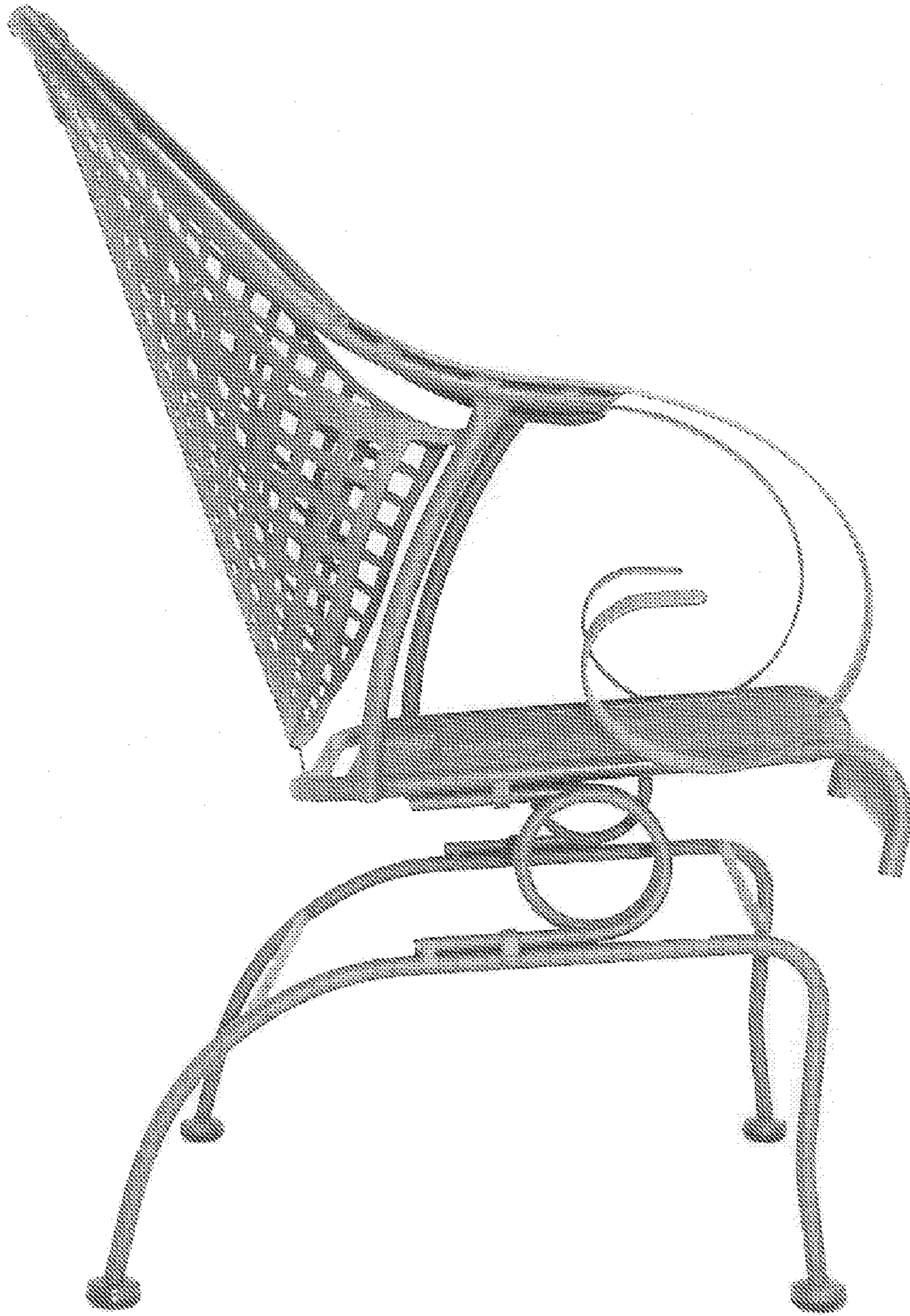


FIG. 7





FIG. 8





FIG. 9






FIG. 10