



US00D570126S

(12) **United States Design Patent**
Zhang

(10) **Patent No.:** **US D570,126 S**
(45) **Date of Patent:** **** Jun. 3, 2008**

- (54) **SWIVEL CHAIR**
- (75) Inventor: **Jiayong Zhang**, Zhejiang Province (CN)
- (73) Assignee: **Zhejiang Yongyi Furniture Co., Ltd.**, Zhejiang Province (CN)
- (**) Term: **14 Years**
- (21) Appl. No.: **29/274,706**
- (22) Filed: **May 17, 2007**

D362,974 S	10/1995	Olson et al.	
6,142,563 A *	11/2000	Townsend et al.	297/411.2
D437,130 S *	2/2001	Tseng	D6/366
D444,637 S *	7/2001	Tseng	D6/366
D446,396 S *	8/2001	Phillips et al.	D6/366
D459,601 S *	7/2002	Moore	D6/366
D463,173 S *	9/2002	Chi	D6/500
D471,728 S *	3/2003	Tseng	D6/366
D494,391 S *	8/2004	True	D6/500
D496,535 S *	9/2004	Goodworth	D6/366
D499,895 S	12/2004	Olson et al.	
D531,434 S *	11/2006	True	D6/500
D531,435 S *	11/2006	Egger	D6/500

- (30) **Foreign Application Priority Data**
Nov. 21, 2006 (CN) 2006 3 0158603
- (51) **LOC (8) Cl.** **06-01**
- (52) **U.S. Cl.** **D6/366**
- (58) **Field of Classification Search** D6/334-336, D6/356, 364-366, 367-369, 374, 379, 380, D6/498, 500-502; 297/353, 354.1, 411.2, 297/411.28, 452.21, 452.29, 452.24, 452.26, 297/452.32, 452.33, 452.37, 452.48
See application file for complete search history.

* cited by examiner

Primary Examiner—Mimosa De
(74) *Attorney, Agent, or Firm*—Birch, Stewart, Kolasch & Birch, LLP

- (56) **References Cited**
U.S. PATENT DOCUMENTS
D244,729 S 6/1977 Buhk
D244,892 S 7/1977 Koepke
D274,868 S 7/1984 Lopez-Benitez
D292,655 S 11/1987 Hendrick
D298,188 S 10/1988 Hensel
D301,662 S 6/1989 Vonhausen
D353,718 S 12/1994 Olson
D357,130 S 4/1995 Schultz
D362,973 S 10/1995 Schultz

(57) **CLAIM**

The ornamental design for swivel chair, as shown and described.

DESCRIPTION

FIG. 1 is a front view of a swivel chair showing my new design;
FIG. 2 is a rear view thereof;
FIG. 3 is a top plan view thereof;
FIG. 4 is a bottom view thereof;
FIG. 5 is a left side view thereof;
FIG. 6 is a right side view thereof; and,
FIG. 7 is a front perspective view thereof.

1 Claim, 7 Drawing Sheets



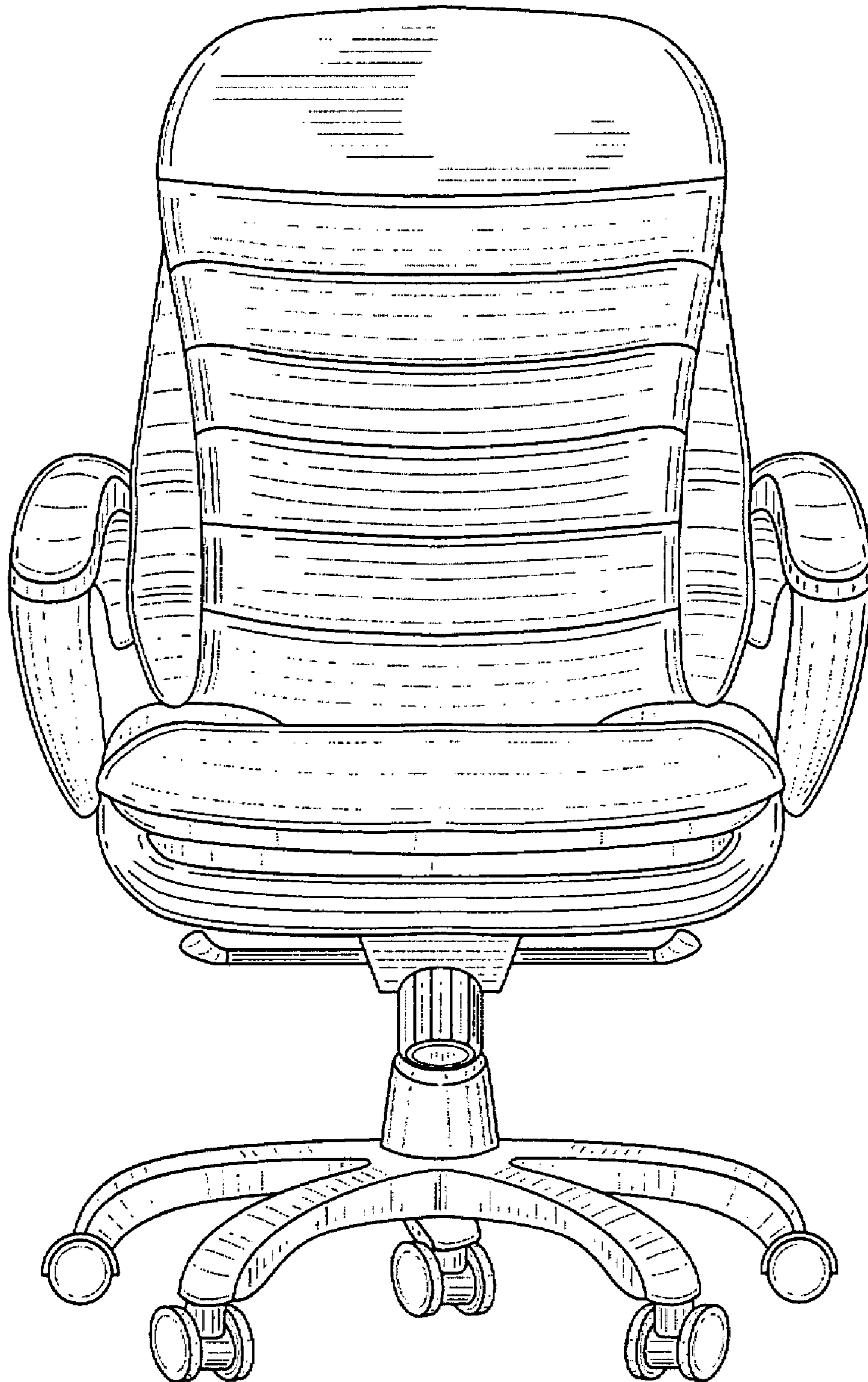


FIG. 1

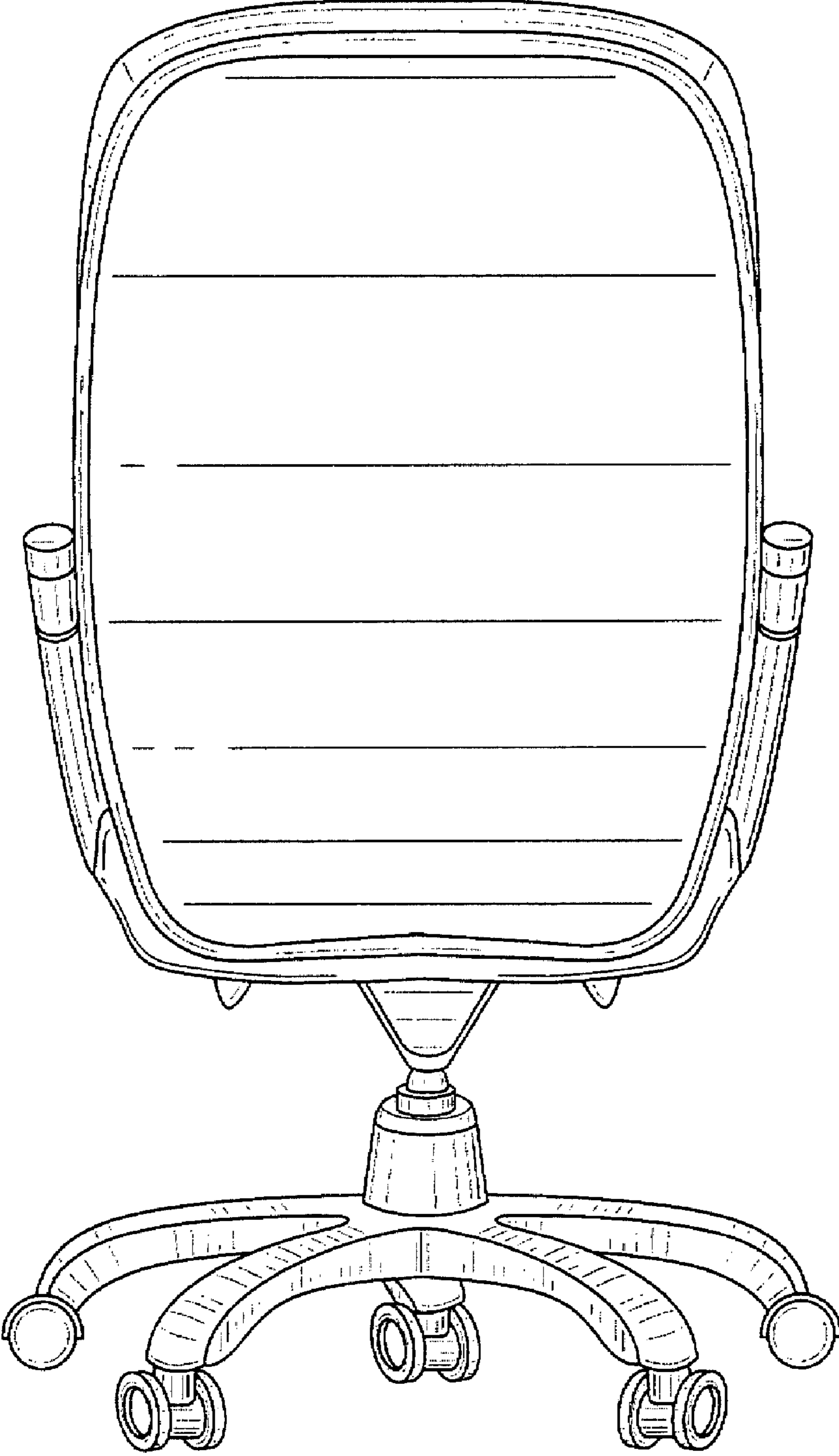


FIG. 2

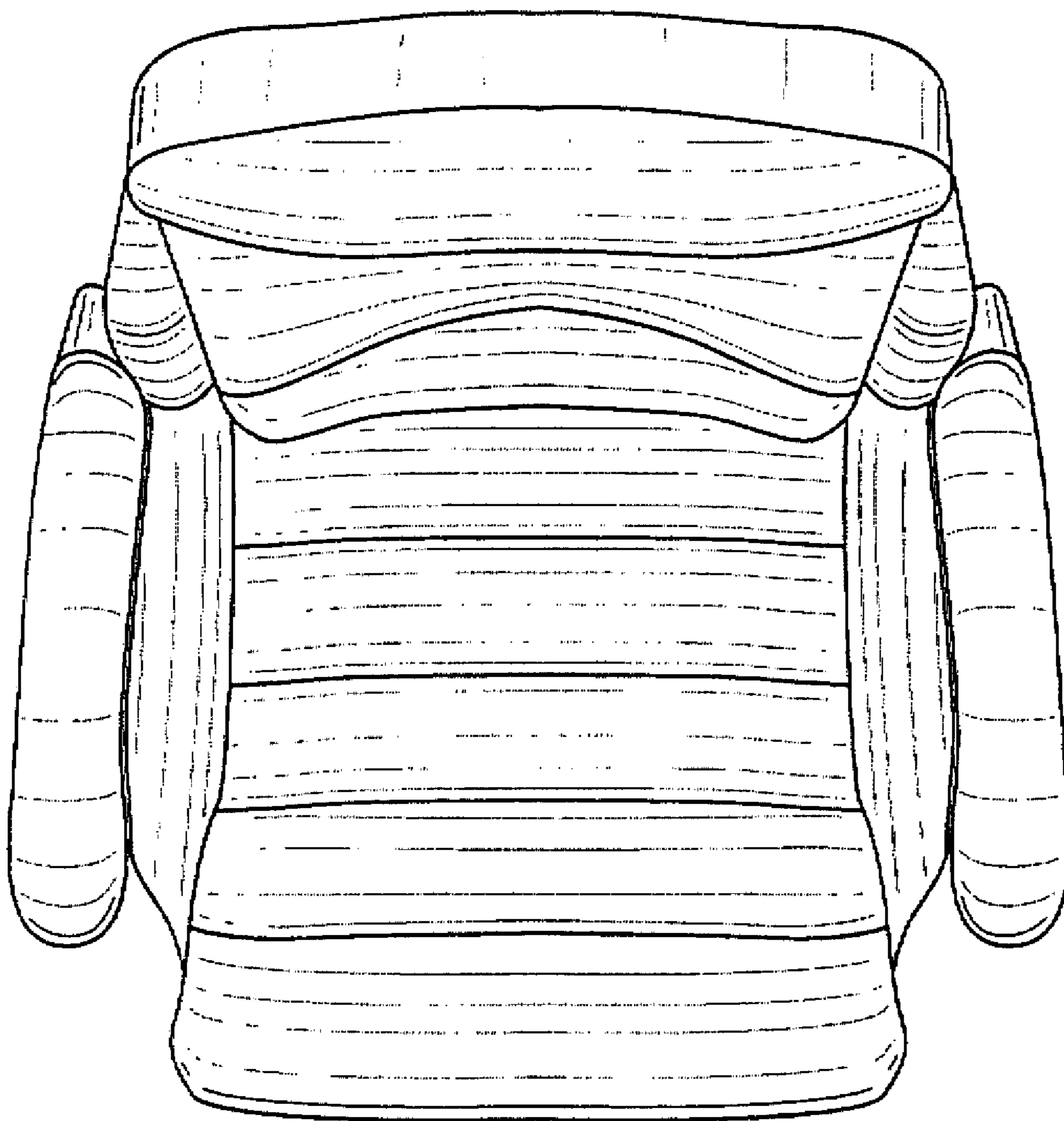


FIG. 3

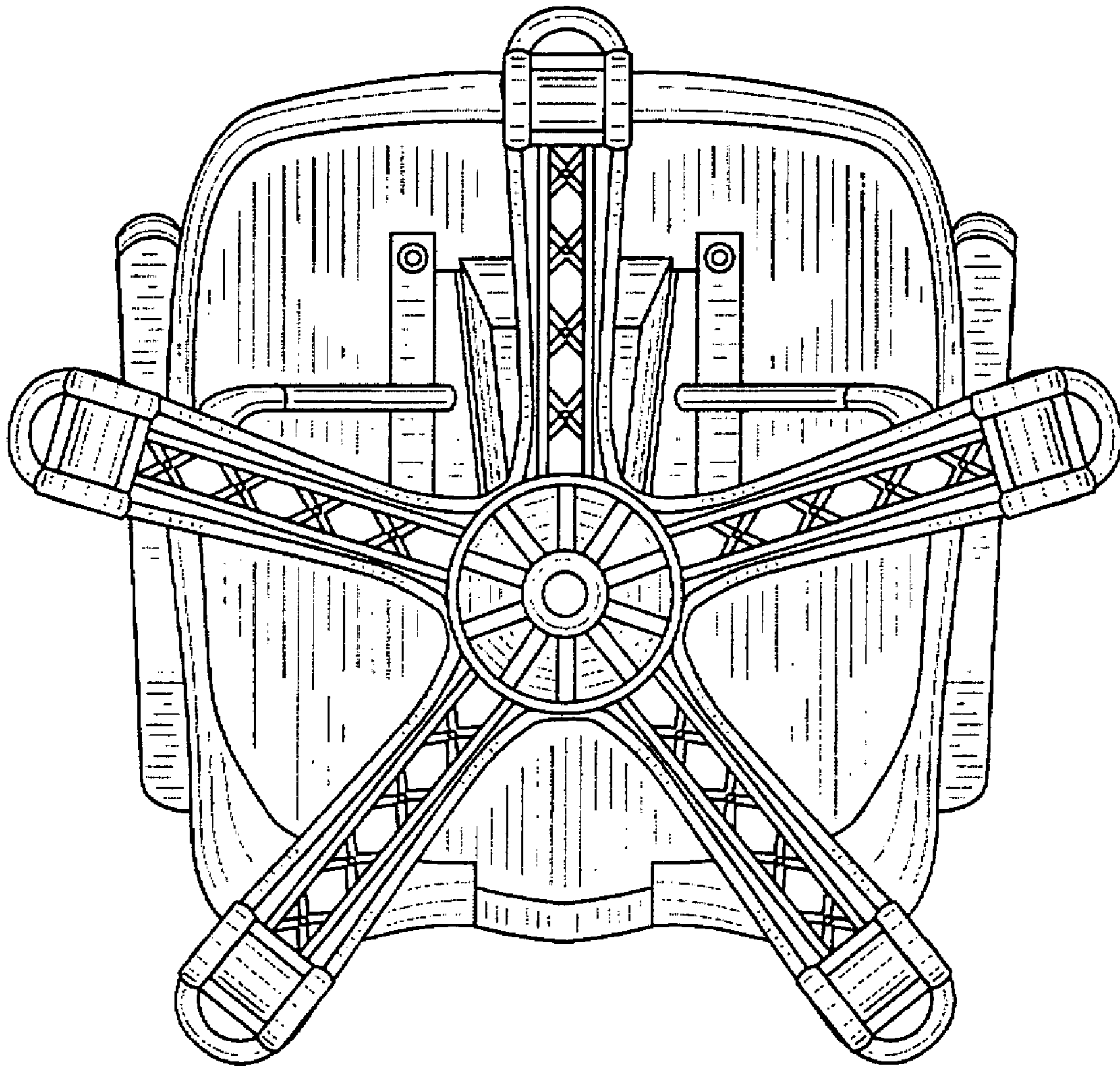


FIG. 4

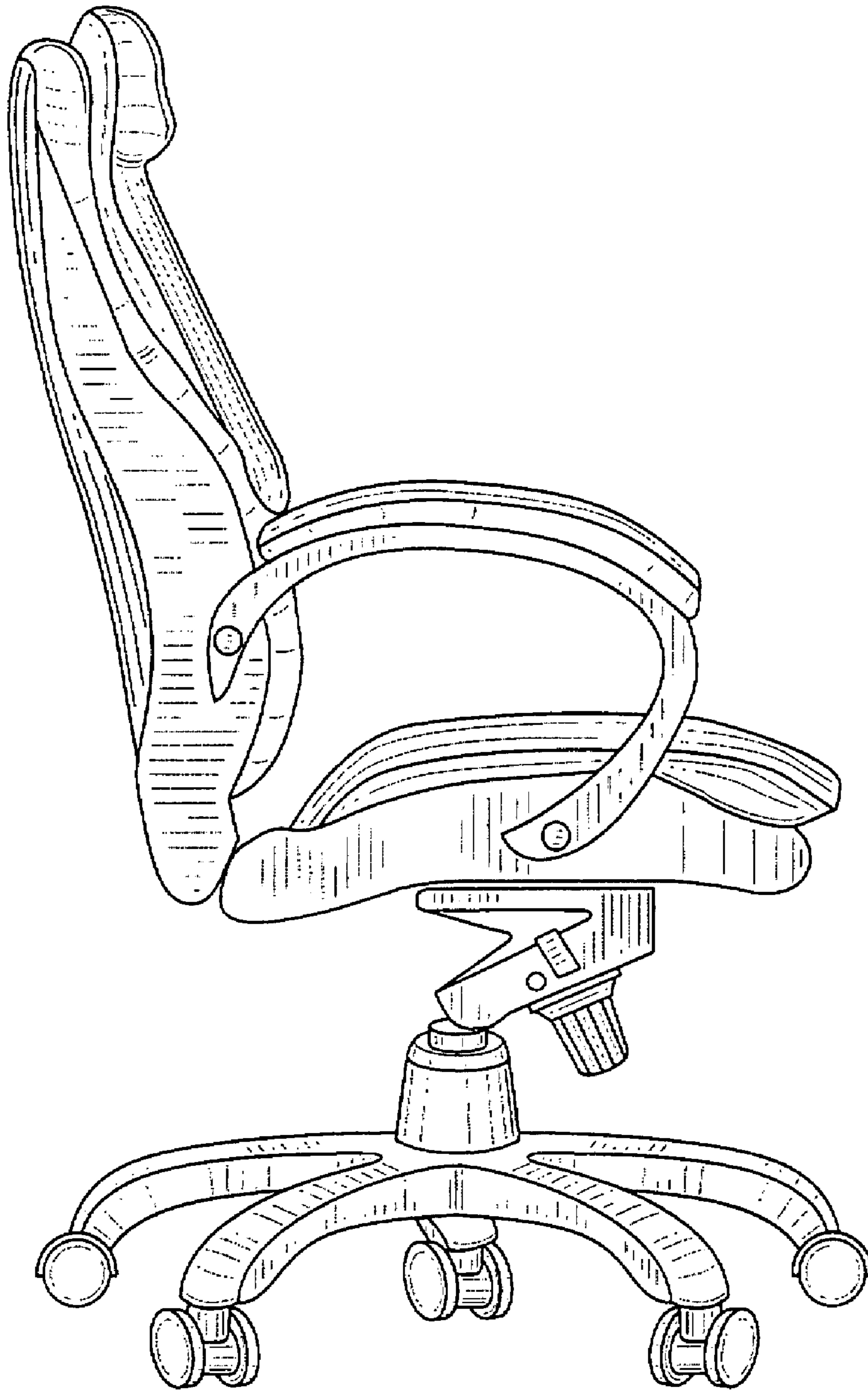


FIG. 5

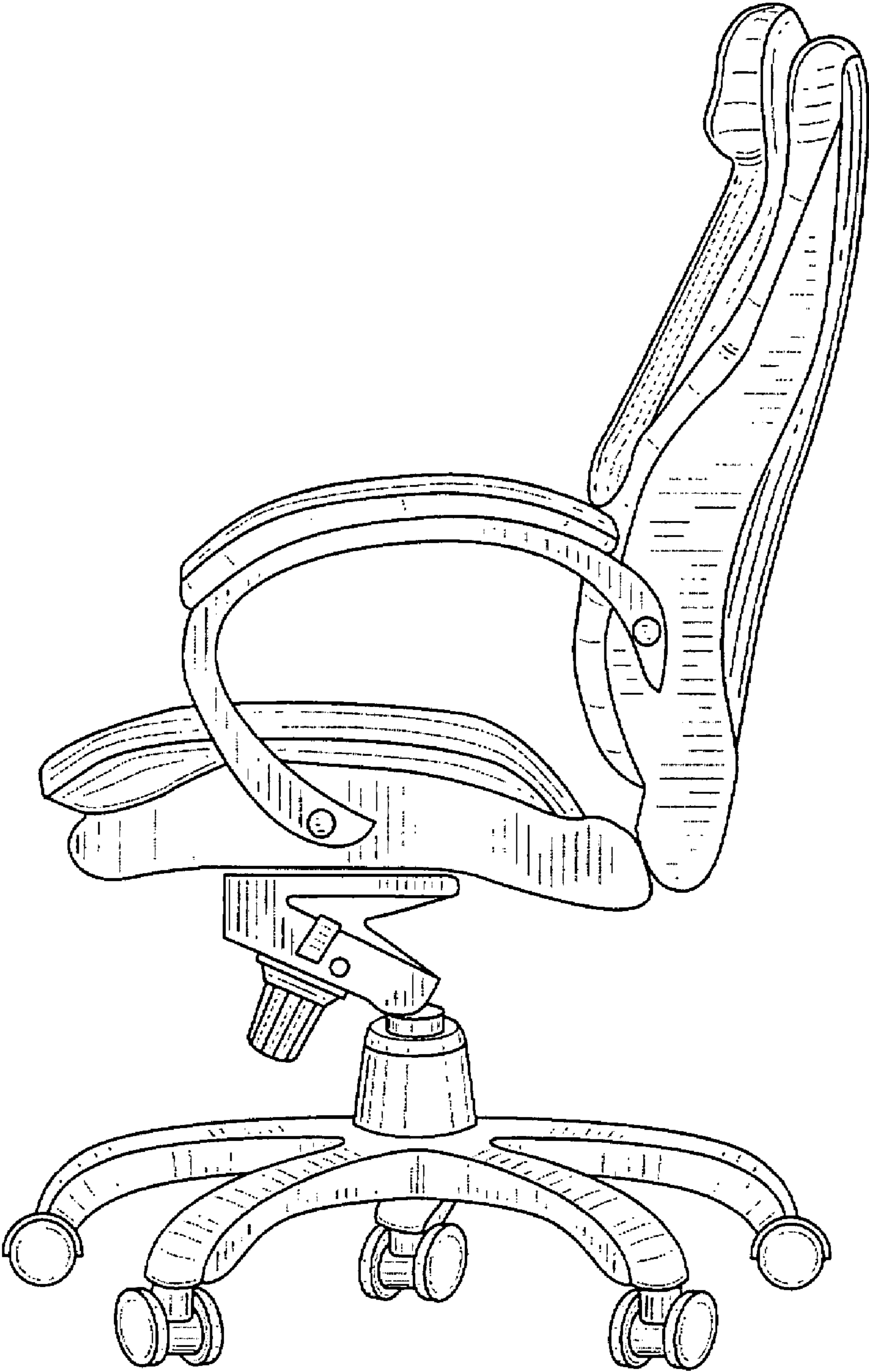


FIG. 6



FIG. 7