

US00D570122S

(12) **United States Design Patent**
Wehner

(10) **Patent No.:** **US D570,122 S**

(45) **Date of Patent:** **** Jun. 3, 2008**

(54) **FOLDING CHAIR/CARRIER**

(76) **Inventor:** **Scott D. Wehner**, 4407 W. Stanley Rd.,
Mt. Morris, MI (US) 48458

(**) **Term:** **14 Years**

(21) **Appl. No.:** **29/291,654**

(22) **Filed:** **Sep. 7, 2007**

(51) **LOC (8) Cl.** **06-01**

(52) **U.S. Cl.** **D6/335**

(58) **Field of Classification Search** D6/334-338,
D6/360, 367, 374, 375, 482, 491, 495, 500-502,
D6/356, 364; 297/83, 157.1, 158.3, 170,
297/184.16, 188.14, 244, 423.19; 5/12.1,
5/12.2

See application file for complete search history.

(56) **References Cited**

U.S. PATENT DOCUMENTS

1,426,160	A *	8/1922	Driver	108/26
1,456,840	A *	5/1923	Zsikay	108/118
1,543,985	A *	6/1925	Caldwell et al.	108/29
2,375,819	A *	5/1945	Reid	108/115
D193,336	S *	8/1962	Batie et al.	D6/336
3,122,397	A *	2/1964	Mintz	297/188.13
3,136,272	A *	6/1964	Sprigman	108/118
3,839,754	A *	10/1974	Hooper	5/98.2
D245,821	S *	9/1977	Piper et al.	D6/373
4,103,965	A *	8/1978	Engman	297/188.1
D251,639	S *	4/1979	Colby	D6/353
D252,426	S *	7/1979	Brelsford	D6/349
D275,909	S *	10/1984	Spiegelman	D3/274

4,544,203	A *	10/1985	Younger et al.	297/391
D294,901	S *	3/1988	Partin	D6/502
D343,959	S *	2/1994	Wolf	D6/335
D364,745	S *	12/1995	Rettenberger	D6/336
D387,626	S *	12/1997	Melk	D7/605
5,709,428	A *	1/1998	Hughins	297/16.2
D398,785	S *	9/1998	Pogue et al.	D6/336
6,000,752	A *	12/1999	Shyr	297/188.08
D438,719	S *	3/2001	Ford, Jr.	D6/336
6,547,324	B1 *	4/2003	Ammann, Jr.	297/129
6,591,778	B1 *	7/2003	Alderman	119/28.5
D508,376	S *	8/2005	Bhavnani	D7/605
D520,306	S *	5/2006	Peterson	D7/605
D530,931	S *	10/2006	Gilbert	D6/353
D536,580	S *	2/2007	Krieger et al.	D7/605

* cited by examiner

Primary Examiner—Sandra Snapp

(74) *Attorney, Agent, or Firm*—Young Basile

(57) **CLAIM**

The ornamental design for a folding chair/carrier, as shown and described.

DESCRIPTION

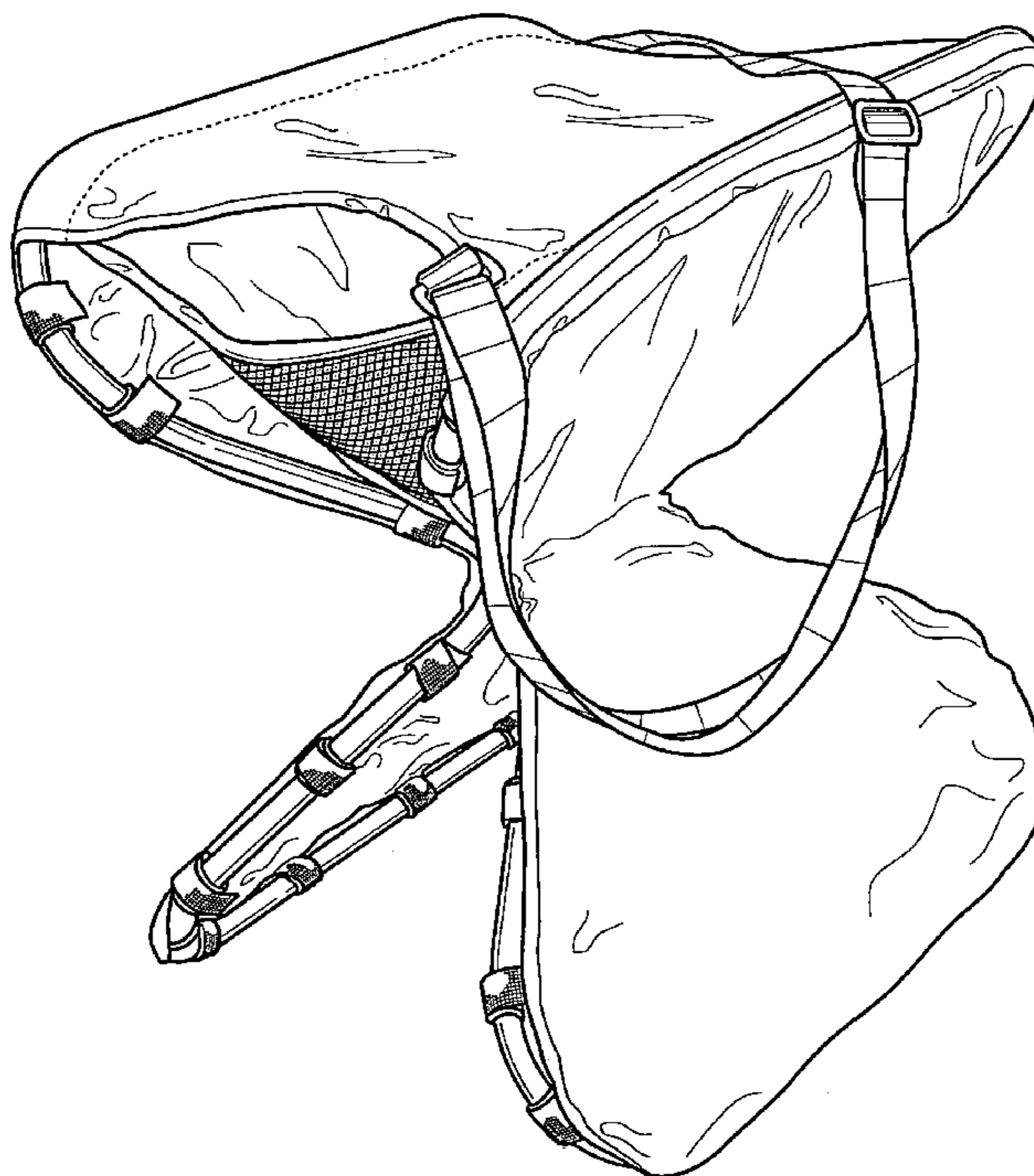
FIG. 1 is a front perspective view of the folding chair/carrier showing my new design;

FIG. 2 is a front view of the folding chair/carrier of FIG. 1;

FIG. 3 is a side view of the folding chair/carrier of FIG. 1; and,

FIG. 4 is a top view of the folding chair/carrier of FIG. 1.

1 Claim, 4 Drawing Sheets



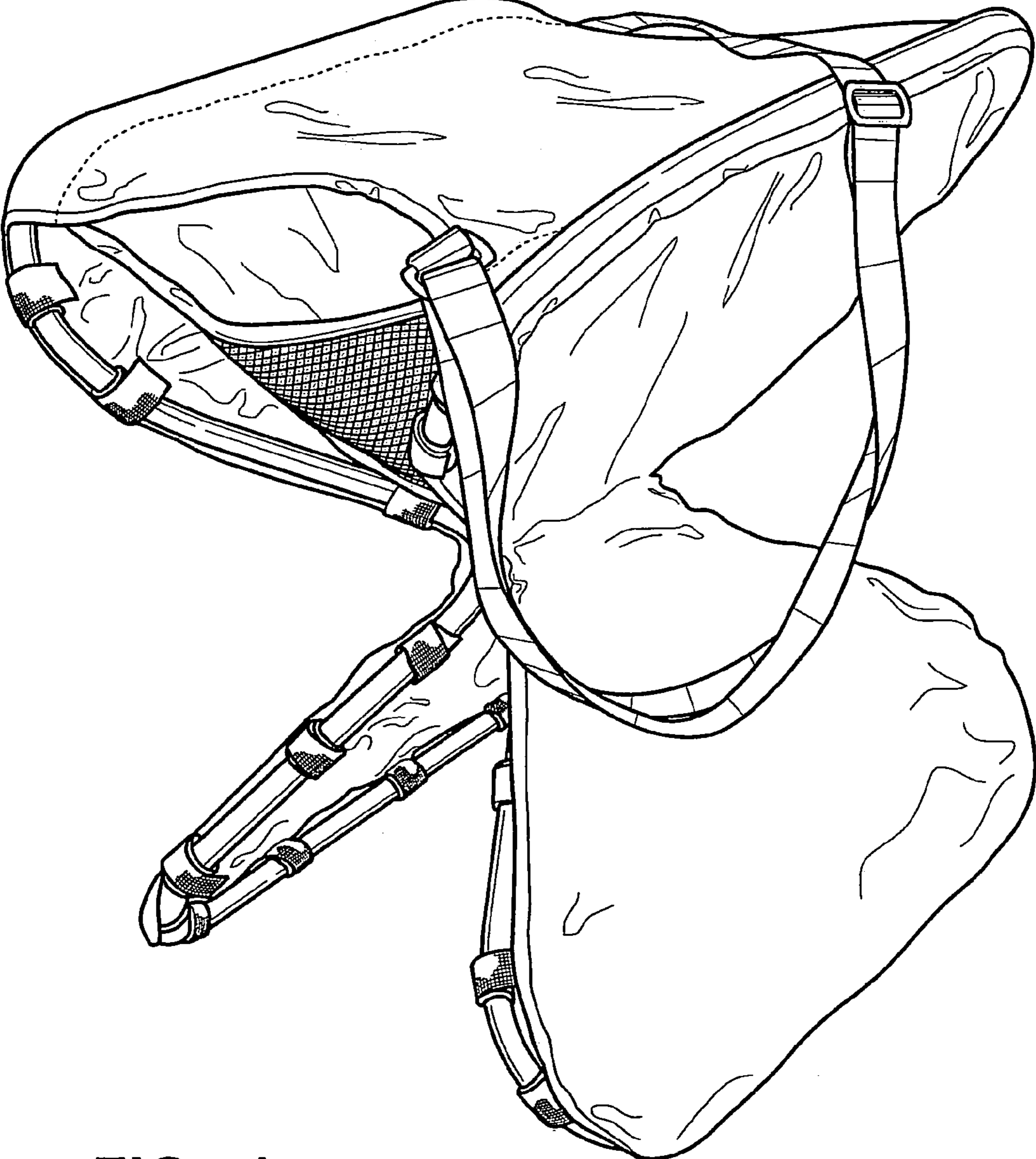


FIG - 1



FIG - 2

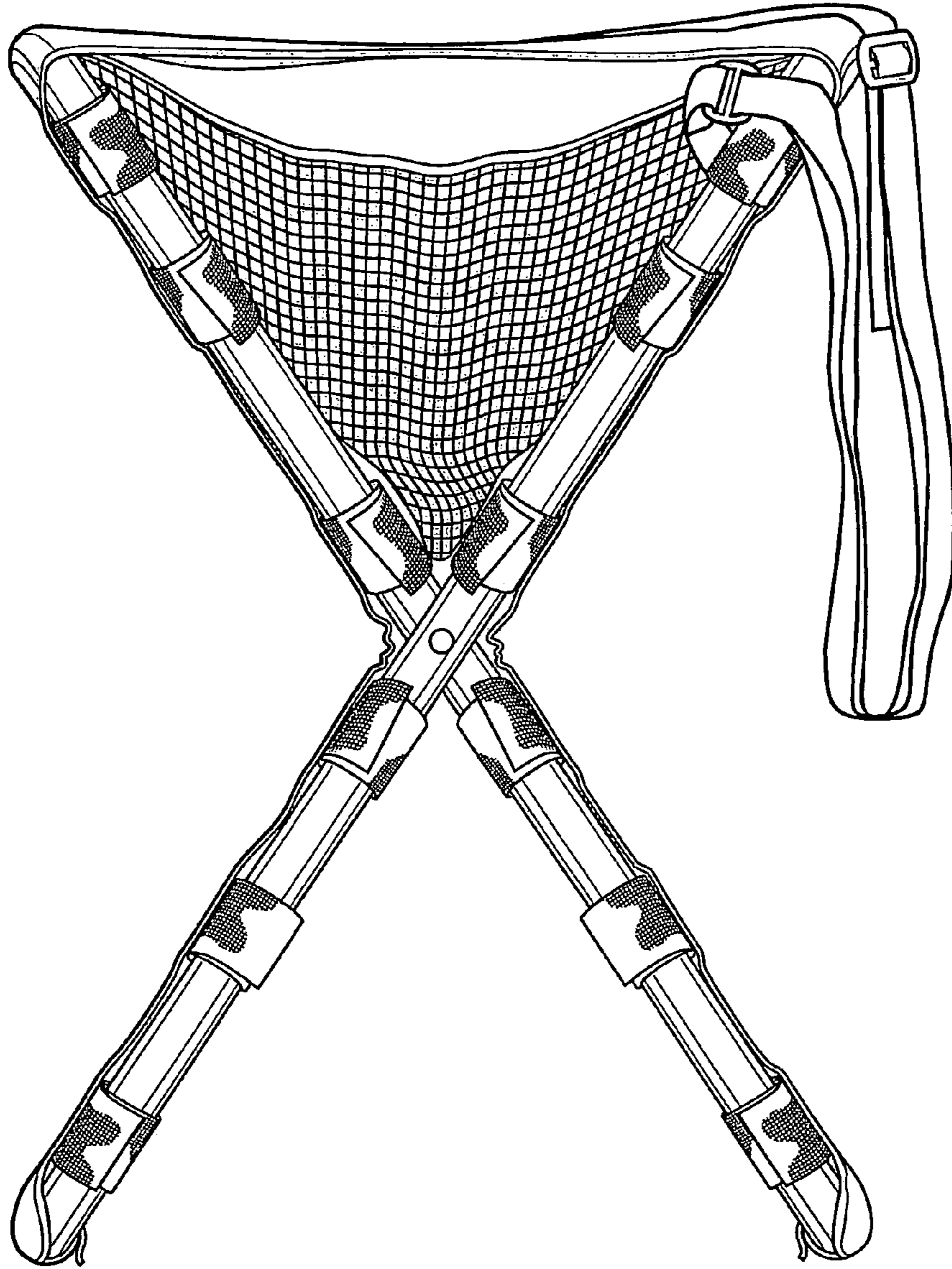


FIG - 3



FIG - 4