

US00D570121S

(12) **United States Design Patent**
Sammons

(10) **Patent No.:** **US D570,121 S**

(45) **Date of Patent:** **** Jun. 3, 2008**

(54) **CHAIR**

(76) Inventor: **Dennis Dean Sammons**, 94 Tipperary
Dr. NE., Adairsville, GA (US) 30103

(**) Term: **14 Years**

(21) Appl. No.: **29/205,719**

(22) Filed: **May 19, 2004**

(51) **LOC (8) Cl.** **06-01**

(52) **U.S. Cl.** **D6/334**

(58) **Field of Classification Search** D6/334,
D6/335, 374, 375, 379, 381, 500-502; 297/445.1,
297/446.1

See application file for complete search history.

(56) **References Cited**

U.S. PATENT DOCUMENTS

- 4,850,647 A * 7/1989 Engel 297/446.1
- 5,829,836 A * 11/1998 Schumacher et al. 297/257
- D401,769 S * 12/1998 Kaiser D6/334
- 5,954,396 A * 9/1999 Kemnitzer 297/248

- D421,344 S * 3/2000 Kaiser D6/334
- D470,321 S * 2/2003 Roth D6/379
- D502,014 S * 2/2005 Kaiser D6/334
- D502,019 S * 2/2005 Kaiser D6/381

* cited by examiner

Primary Examiner—Sandra Snapp

(57) **CLAIM**


The ornamental design for a chair, as shown and described in the drawing figures.

DESCRIPTION

FIG. 1 is a front elevation view of my new chair;
FIG. 2 is a back elevation view thereof;
FIG. 3 is a side elevation view thereof; and,
FIG. 4 is a top plan view thereof.

The drawing figures of front, side, top and rear views are shown. The chair includes a plain and unornamental flat bottom which is not shown.

1 Claim, 4 Drawing Sheets






FIG. 1

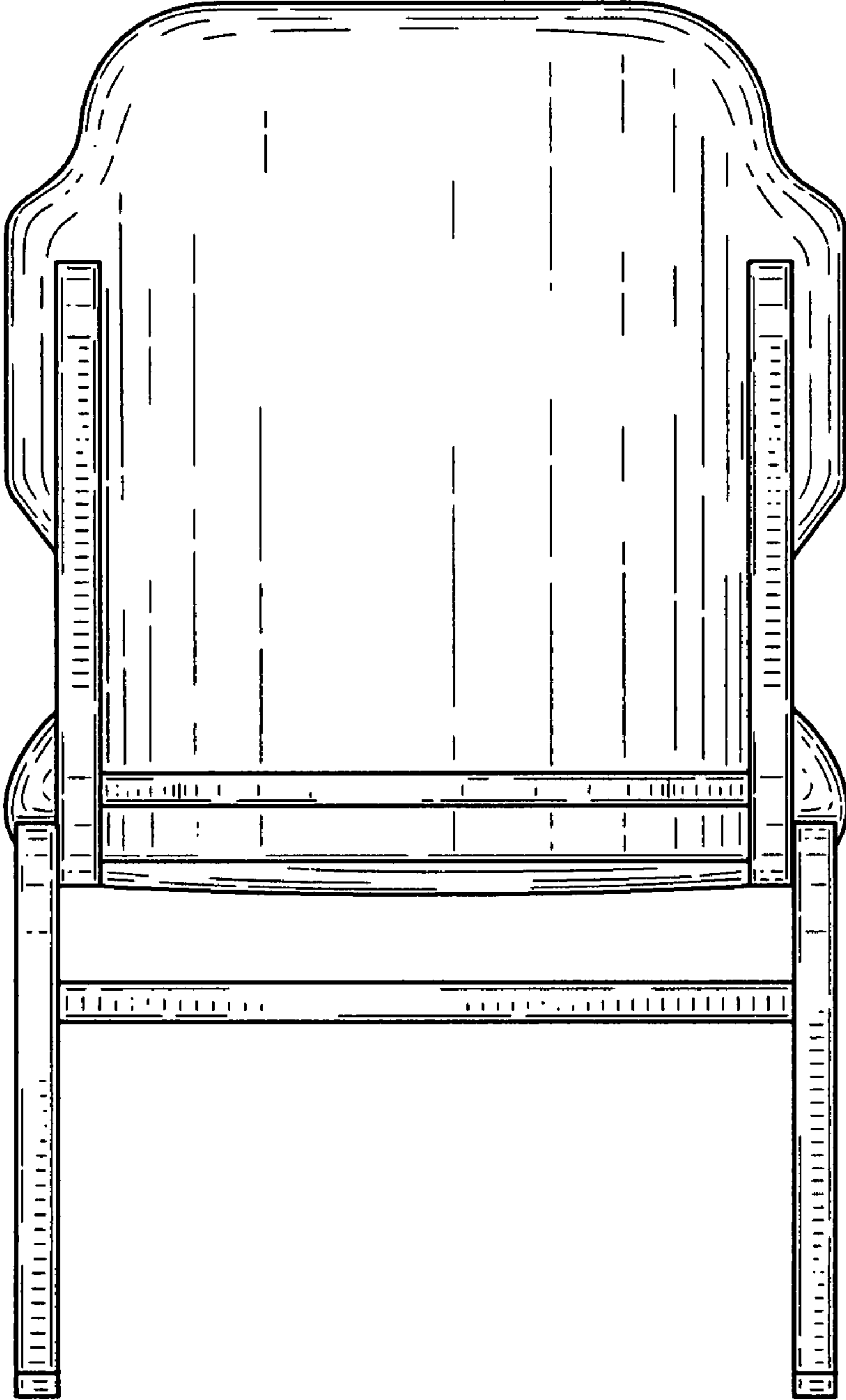


FIG. 2

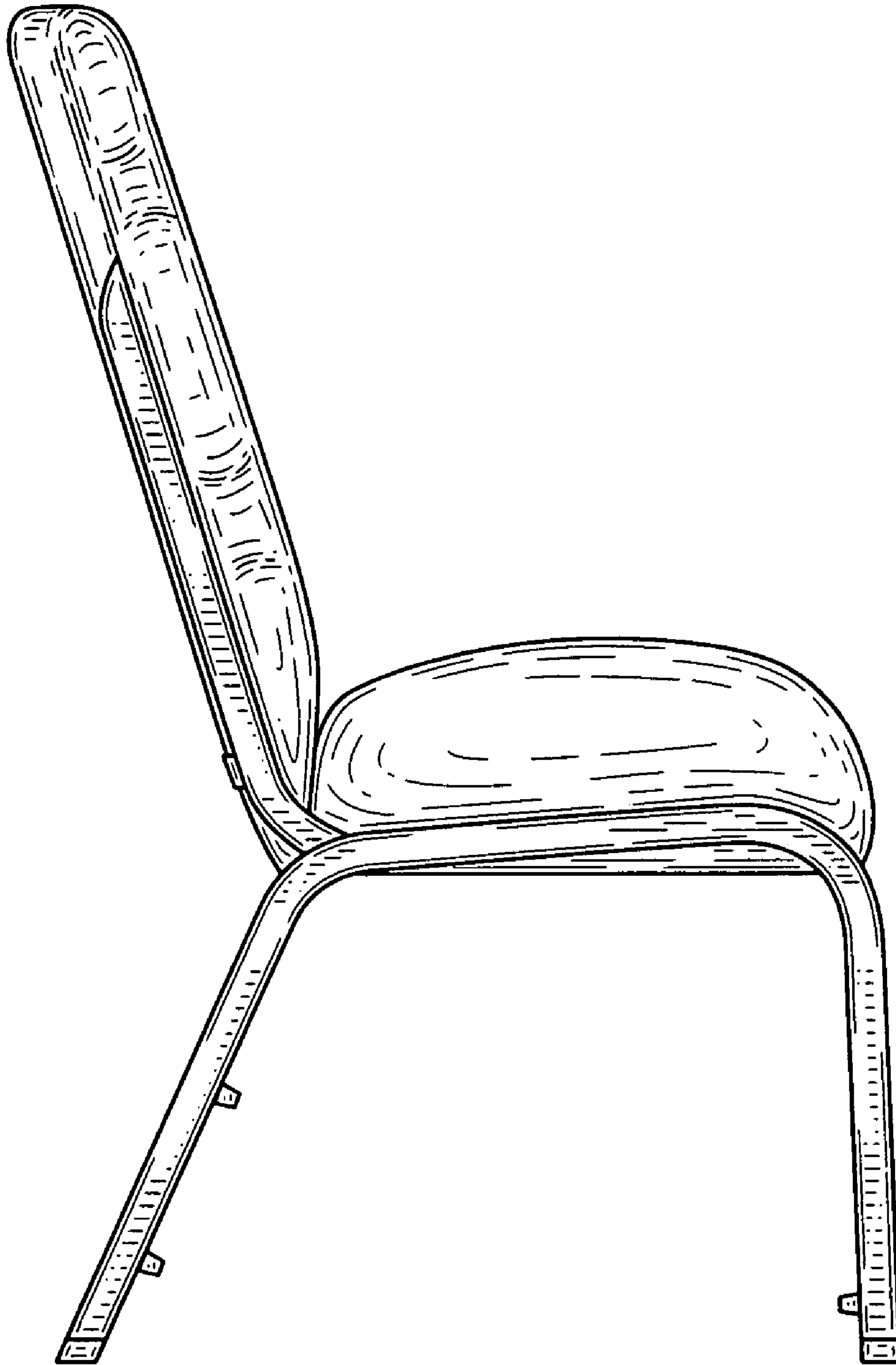


FIG. 3

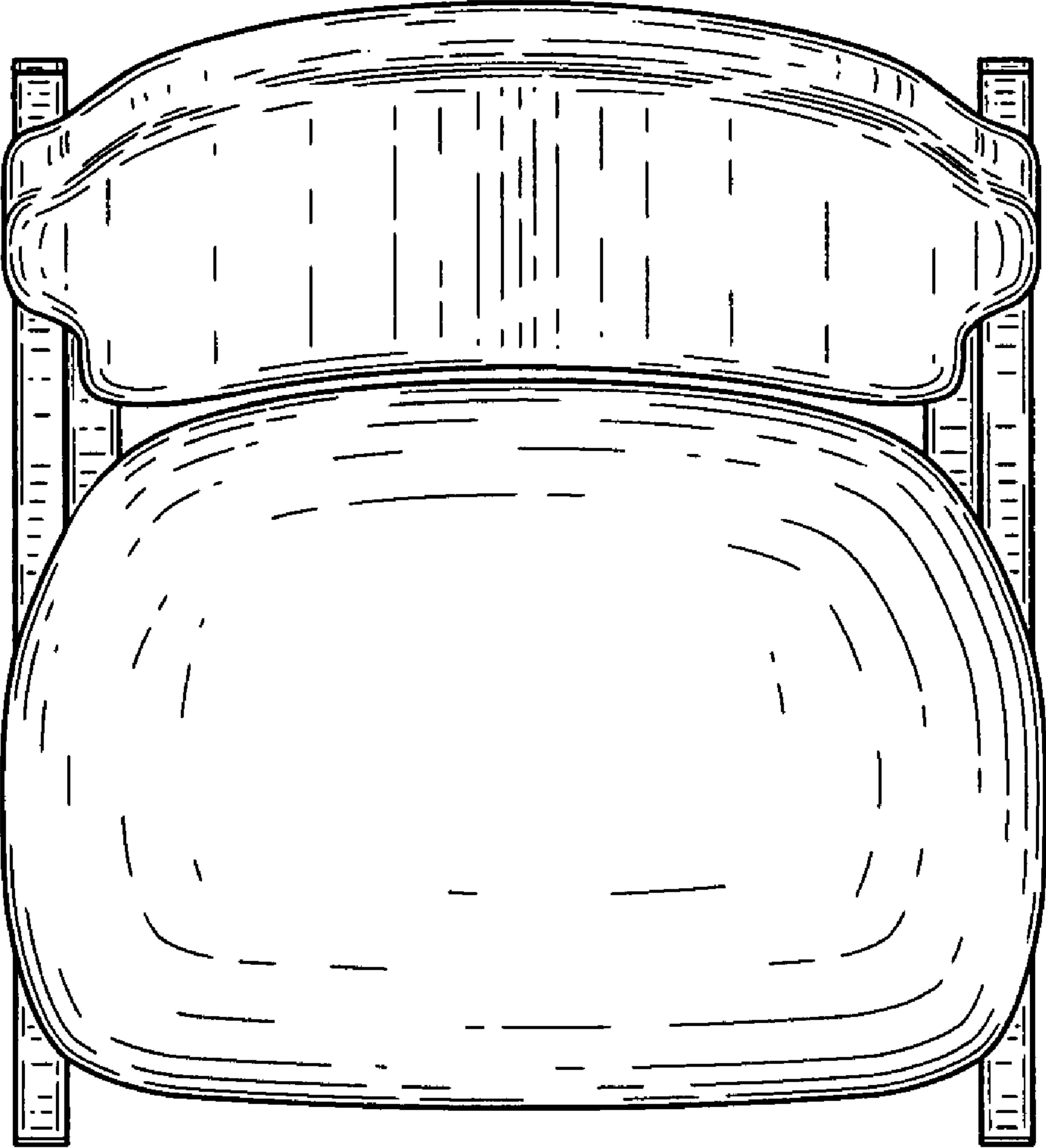


FIG. 4