

US00D570117S

(12) **United States Design Patent**  
**Dumler et al.**

(10) **Patent No.:** **US D570,117 S**  
(45) **Date of Patent:** **\*\* Jun. 3, 2008**

(54) **MASCARA BRUSH**

(75) Inventors: **Norbert Dumler**, Ansbach (DE);  
**Daniela Kulik**, Feuchtwangen (DE)

(73) Assignee: **Geka Brush GmbH**, Bechhofen (DE)

(\*\*) Term: **14 Years**

(21) Appl. No.: **29/285,012**

(22) Filed: **Mar. 20, 2007**

(30) **Foreign Application Priority Data**

Sep. 20, 2006 (EM) ..... 000591243-0008

(51) **LOC (8) Cl.** ..... **04-02**

(52) **U.S. Cl.** ..... **D4/128; D4/136**

(58) **Field of Classification Search** ..... D4/128,  
D4/136; D28/7; 15/27, 188; 132/216, 218,  
132/317, 320; 401/122, 126, 127, 129  
See application file for complete search history.

(56) **References Cited**

**U.S. PATENT DOCUMENTS**

5,709,230 A \* 1/1998 Miraglia ..... 132/218  
5,937,870 A \* 8/1999 Gueret ..... 132/218  
D504,570 S \* 5/2005 Marleau ..... D4/114

**OTHER PUBLICATIONS**

EU 386388-0027 Industrial Design Application, (Geka Brush GmbH) Nov. 1, 2005, [online], [retrieved on Oct. 12, 2007] Retrieved from the OAMI Database of the Office for Harmonization in the Internal Market using the Internet <URL: http://oami.europa.eu>.\*

EU 330436-0006 Industrial Design Application, (Coronet-Werke GmbH) Jun. 14, 2005, [online], [retrieved on Oct. 12, 2007] Retrieved from the OAMI Database of the Office for Harmonization in the Internal Market using the Internet <URL: http://oami.europa.eu>.\*

\* cited by examiner

*Primary Examiner*—Cathron Brooks

*Assistant Examiner*—Lavone D. Tabor

(74) *Attorney, Agent, or Firm*—Browdy and Neimark

(57) **CLAIM**

The ornamental design for a mascara brush, as shown and described.

**DESCRIPTION**

FIG. 1 is a perspective view of a mascara brush showing our new design;

FIG. 2 is a rear elevation view thereof;

FIG. 3 is a front elevation view thereof;

FIG. 4 is a right side elevation view thereof;

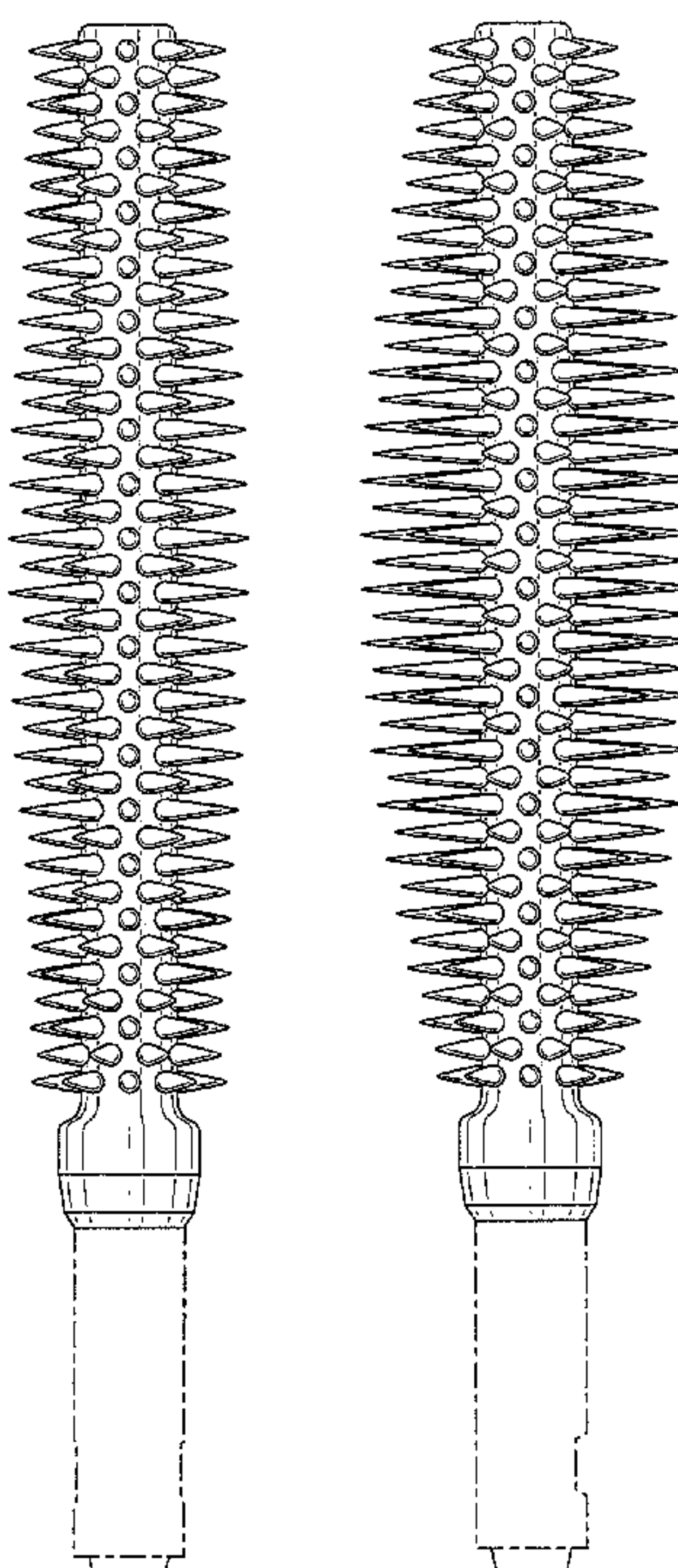
FIG. 5 is a left side elevation view thereof;

FIG. 6 is a top plan view thereof; and,

FIG. 7 is a bottom plan view thereof.

The broken line showing of the stem is included for the purpose of illustrating a portion of the article that forms no part of the claimed design.

**1 Claim, 4 Drawing Sheets**



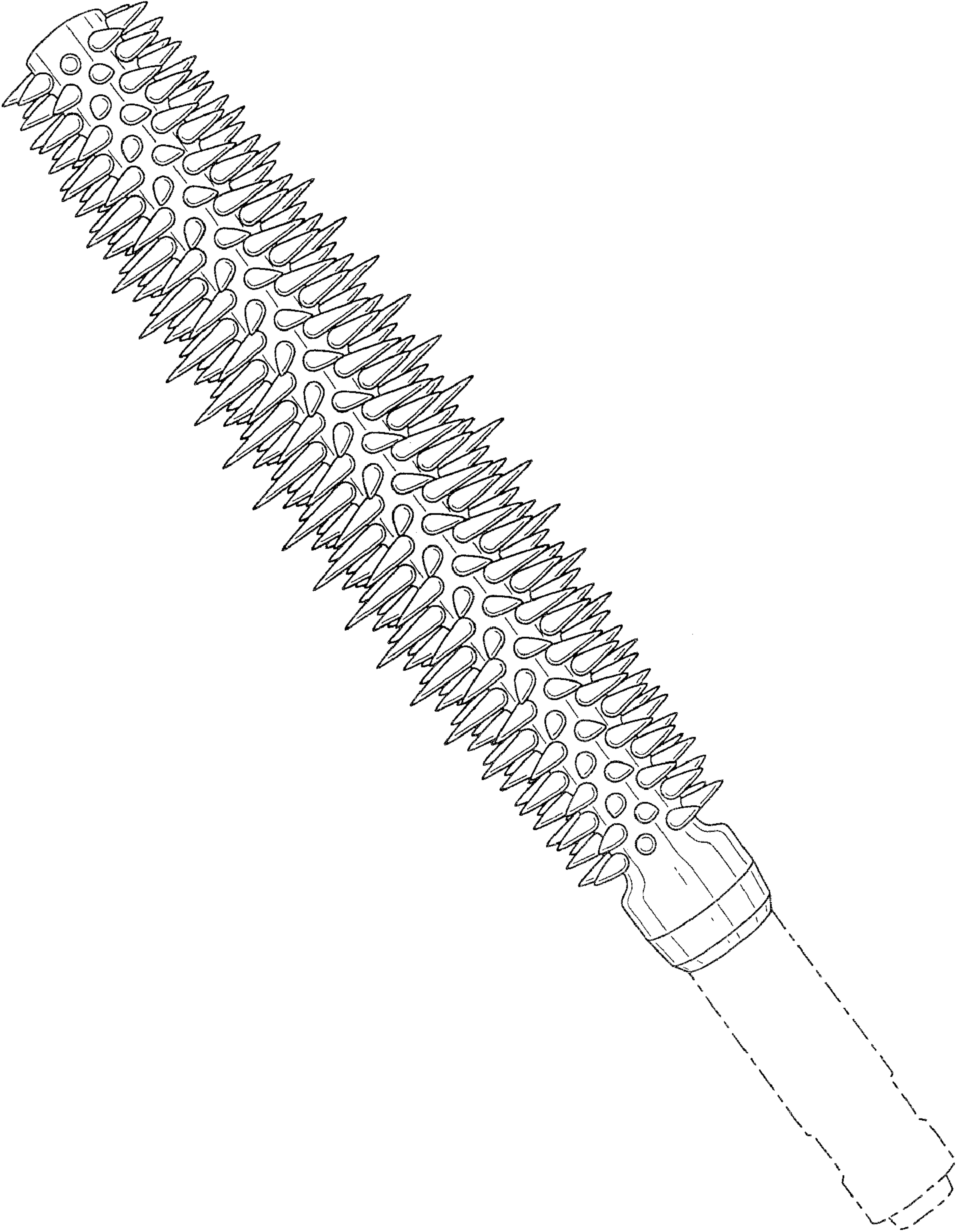


FIG. 1



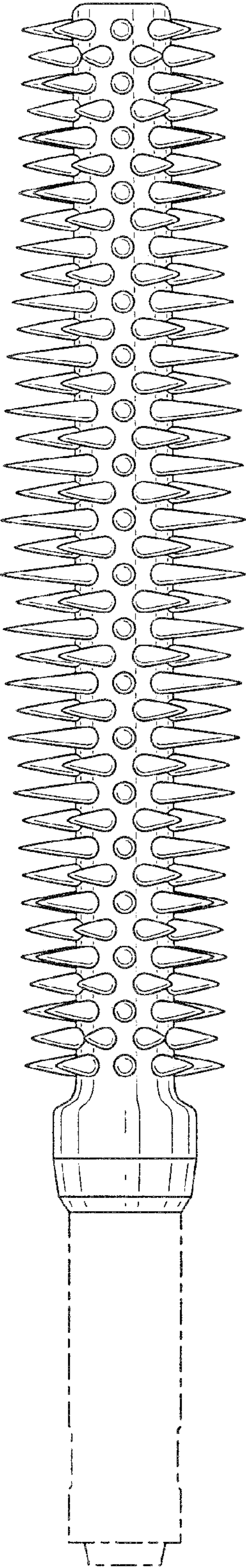


FIG. 2

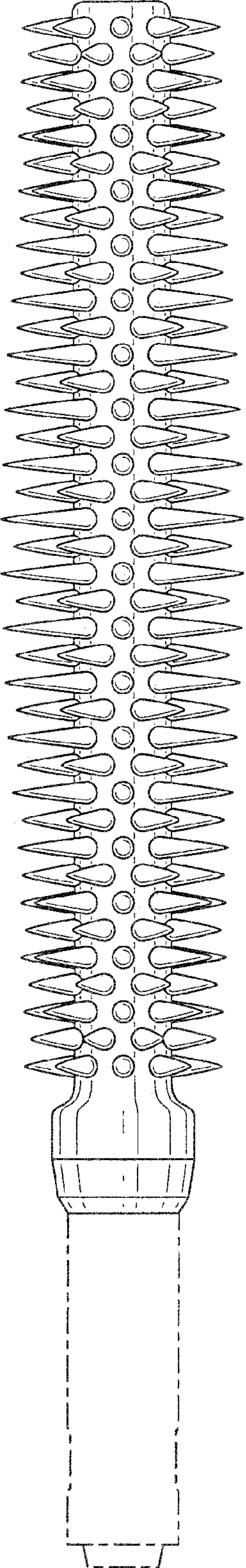


FIG. 3

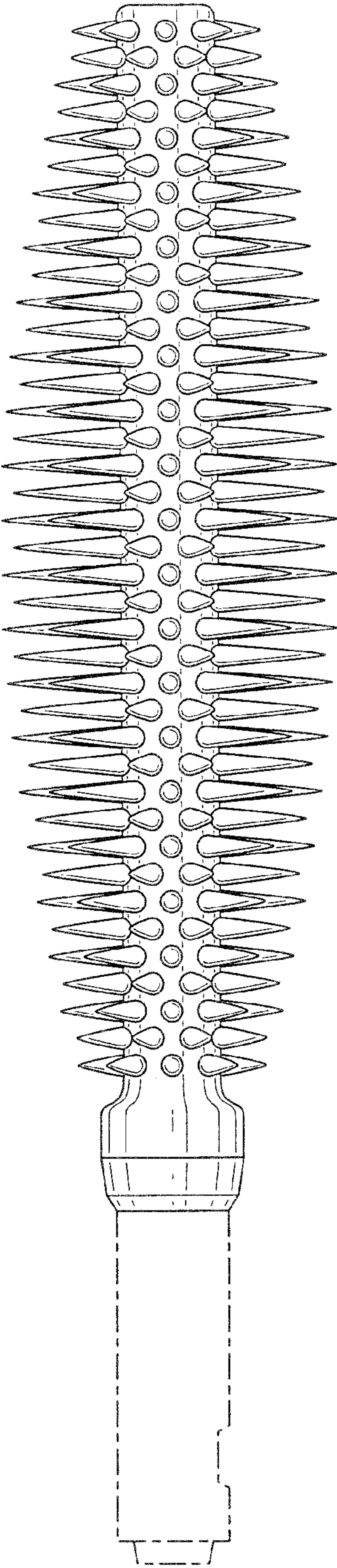


FIG. 4

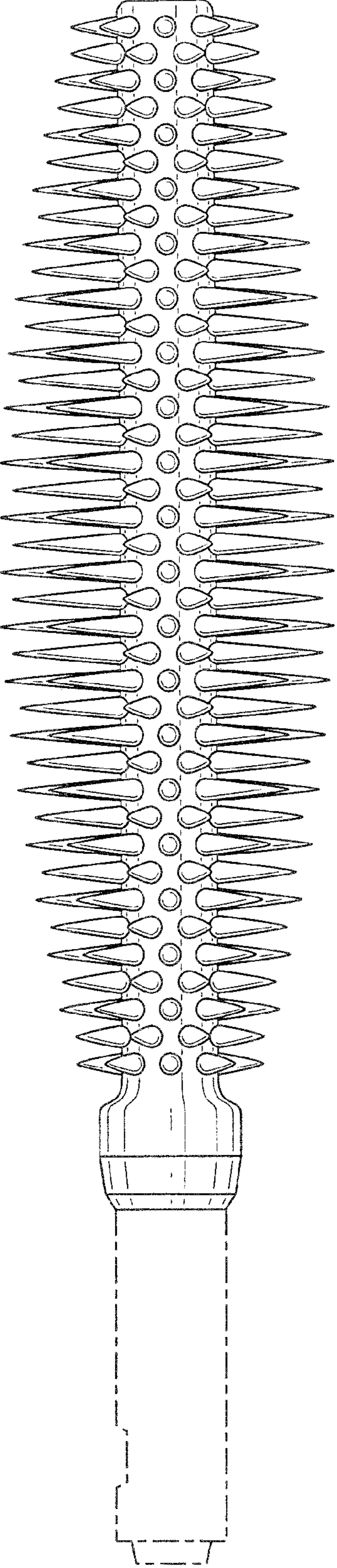


FIG. 5




FIG. 6




FIG. 7