

US00D570112S

(12) **United States Design Patent**  
**McDowell et al.**

(10) **Patent No.:** **US D570,112 S**  
(45) **Date of Patent:** **\*\* Jun. 3, 2008**

(54) **HOLDER FOR COLLECTIBLES**

(75) Inventors: **John C. McDowell**, Atlanta, GA (US);  
**Roger K. Nix**, Florence, AL (US)

(73) Assignee: **Anderson Press Incorporated**, Atlanta,  
GA (US)

(\*\*) Term: **14 Years**

(21) Appl. No.: **29/262,430**

(22) Filed: **Jun. 30, 2006**

(51) **LOC (8) Cl.** ..... **03-01**

(52) **U.S. Cl.** ..... **D3/247**

(58) **Field of Classification Search** ..... D3/245,  
D3/247, 248, 249, 250, 251, 252, 253, 303;  
150/131, 132, 137, 138, 139, 140, 141, 143,  
150/145, 147, 149, 150; 190/100, 103, 104,  
190/105, 109, 110, 111, 112, 115, 900, 901,  
190/903

See application file for complete search history.

(56) **References Cited**

**U.S. PATENT DOCUMENTS**

D203,240 S *	12/1965	McCreary	.....	D3/247
D372,358 S *	8/1996	Mathison	.....	D3/247
D404,377 S *	1/1999	Wilson et al.	.....	D14/365
D435,965 S *	1/2001	Kim	.....	D3/248
D470,499 S *	2/2003	Salazar et al.	.....	D14/436
D470,851 S *	2/2003	Nishio et al.	.....	D14/435
D484,352 S *	12/2003	Palmer	.....	D6/632
D510,186 S *	10/2005	Bell	.....	D3/247
D515,527 S *	2/2006	Swallow	.....	D14/137

\* cited by examiner

*Primary Examiner*—Ian Simmons

*Assistant Examiner*—Michelle E Wilson

(74) *Attorney, Agent, or Firm*—Ropes & Gray LLP

(57) **CLAIM**

The ornamental design for a holder for collectibles, as shown and described.

**DESCRIPTION**

U.S. patent application Ser. No. 11/479,309 filed on June 30, 2006 and titled “Collectible Holders”, U.S. patent application Ser. No. 11/479,729 filed on June 30, 2006 and titled “Collectible Holders Having Radio Frequency Identification Tags And Systems And Methods For Using The Same”, U.S. patent application Ser. No. 29/262,410 filed on June 30, 2006 and titled “Holder For Collectibles”, and U.S. patent application Ser. No. 29/262,409 filed on June 30, 2006 and titled “Holder For Collectibles” are hereby incorporated by reference herein in their entirety.

FIG. 1 is a top, front, and right side perspective view of our new design for a holder for collectibles;

FIG. 2 is a top, rear, and right side perspective view thereof;

FIG. 3 is a front view thereof;

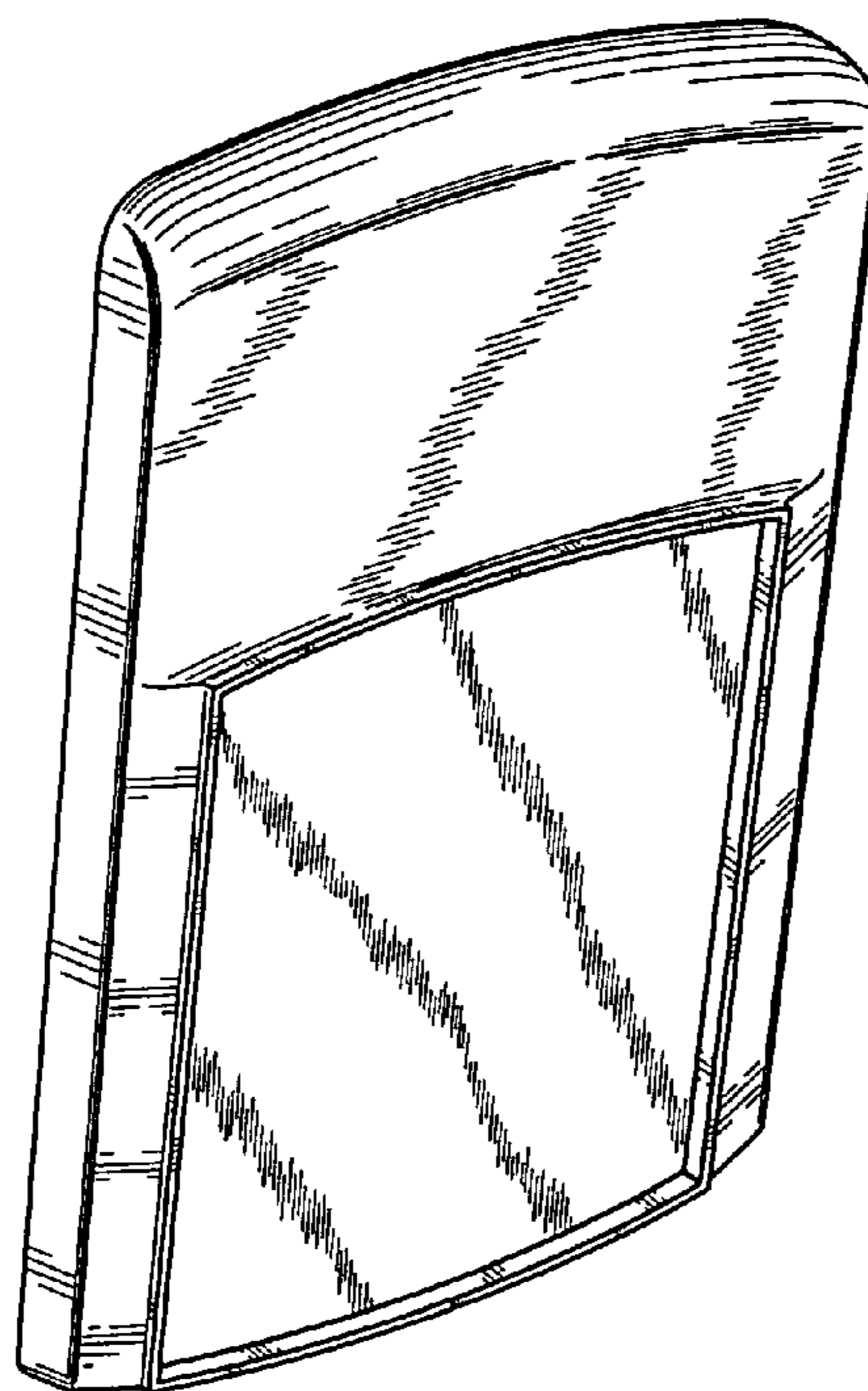
FIG. 4 is a rear view thereof;

FIG. 5 is a right side view thereof;

FIG. 6 is a top view thereof; and,

FIG. 7 is a bottom view thereof.

**1 Claim, 4 Drawing Sheets**



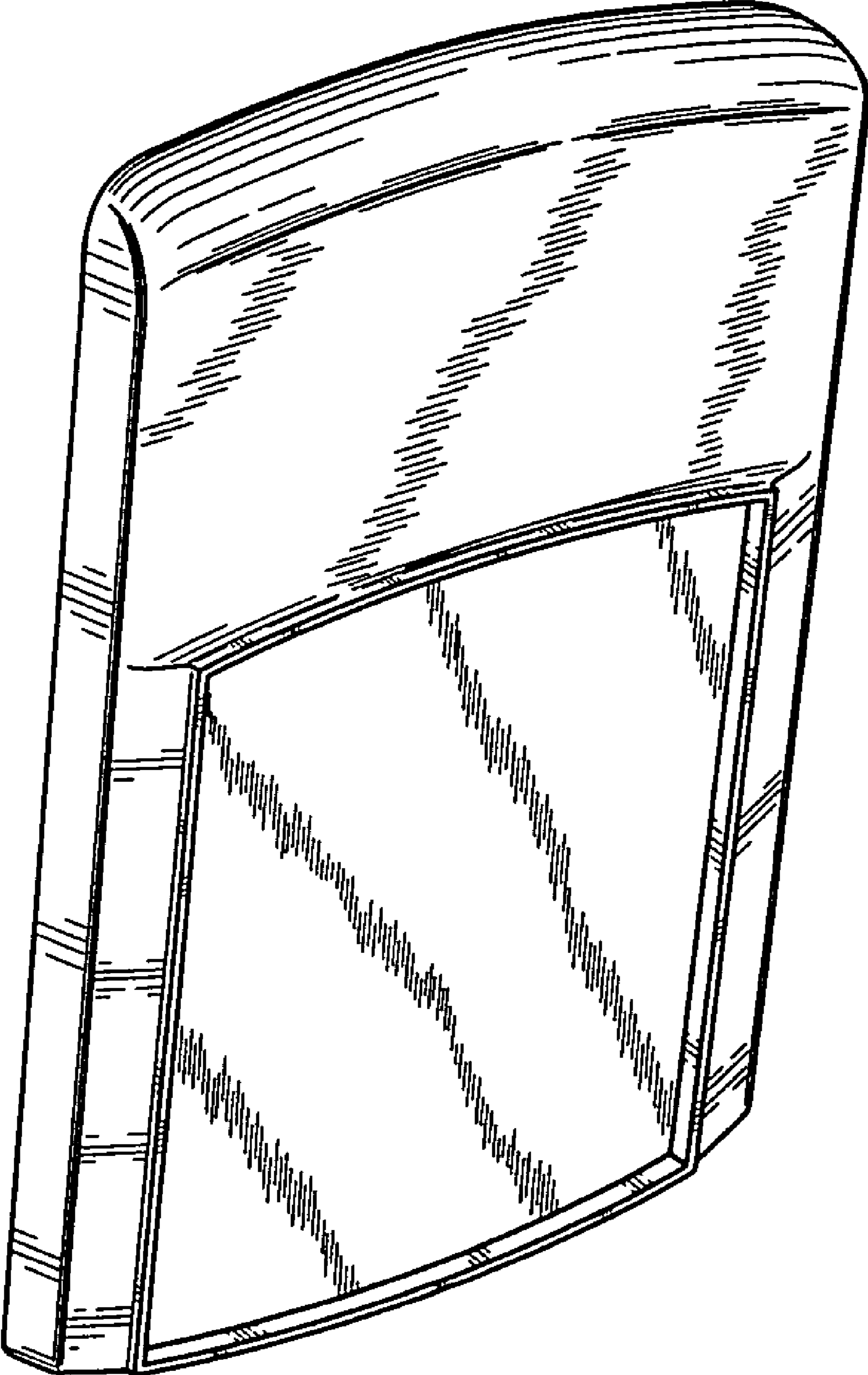


FIG. 1

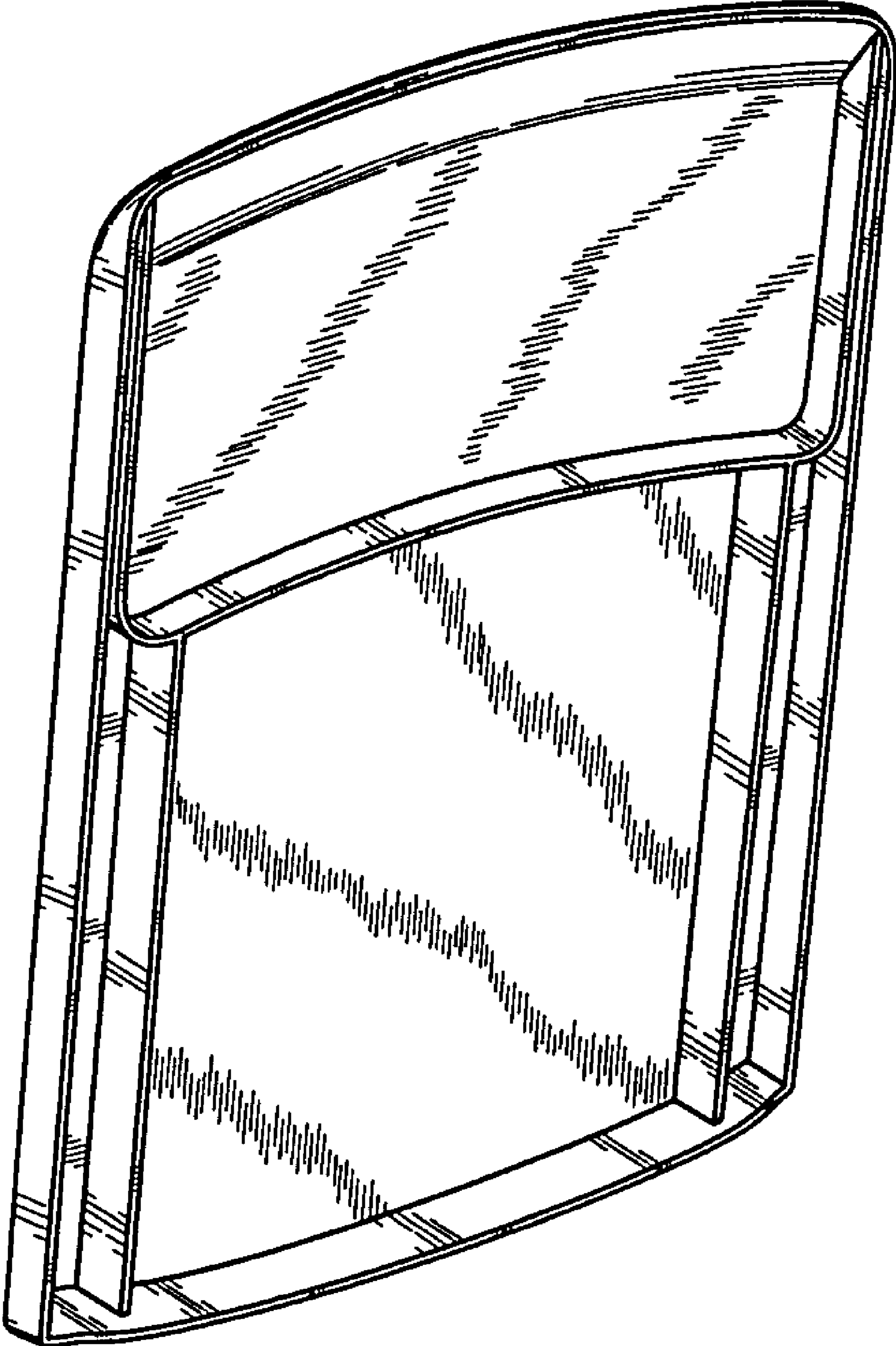


FIG. 2

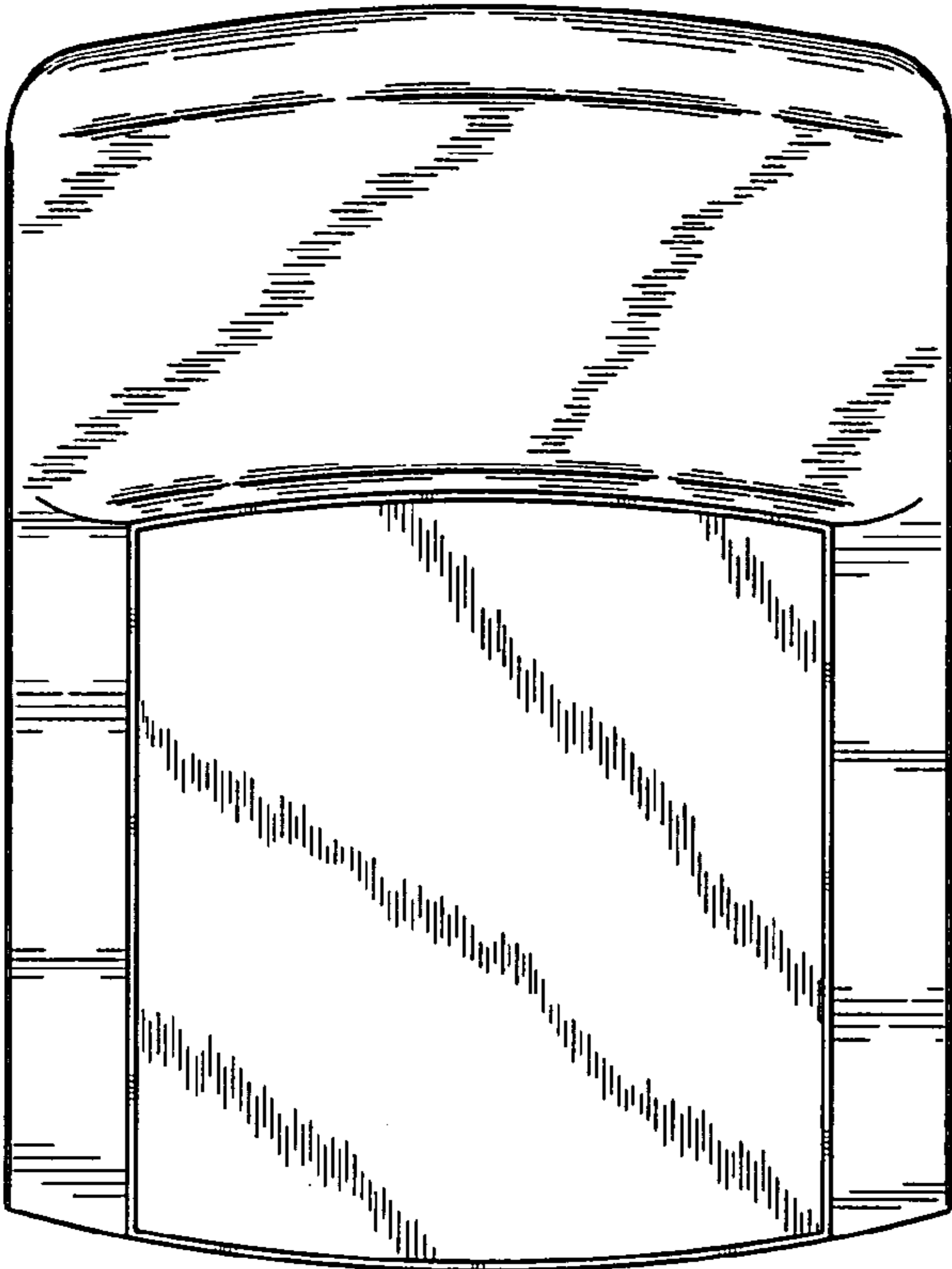


FIG. 3

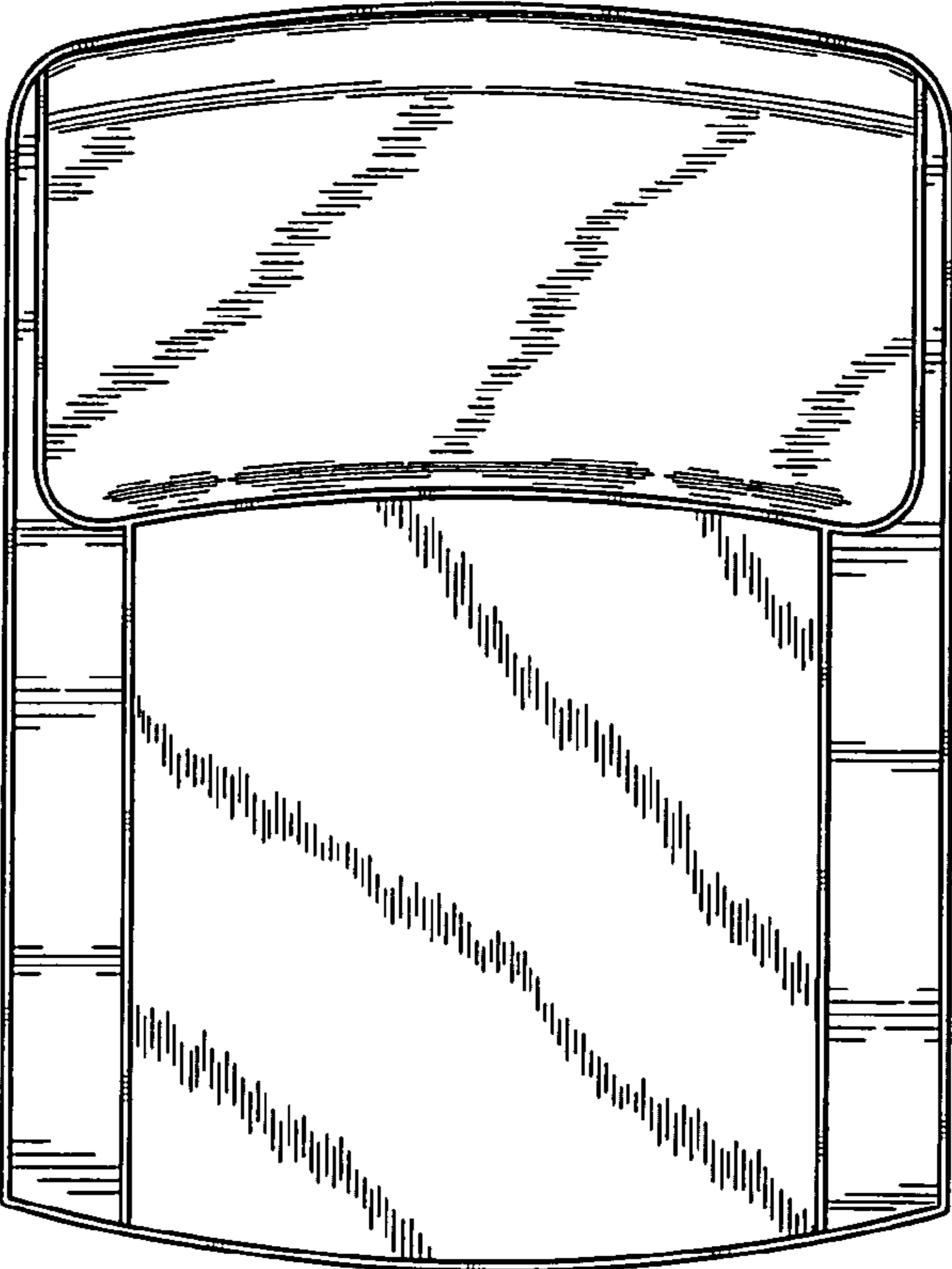


FIG. 4



FIG. 5




FIG. 6

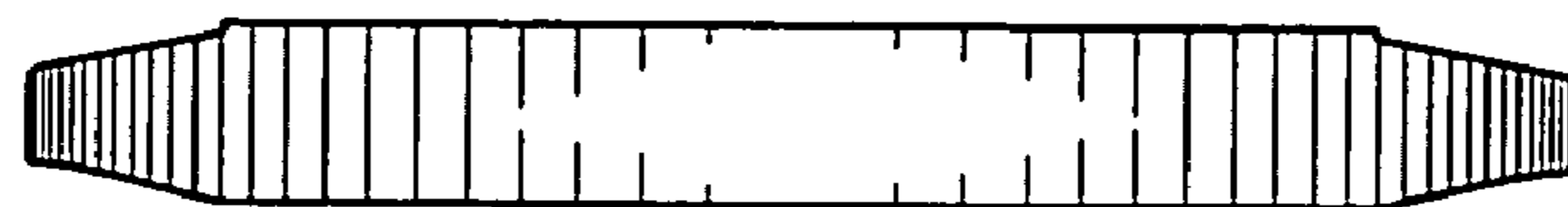


FIG. 7