

US00D570107S

(12) **United States Design Patent**  
**Guyon et al.**

(10) **Patent No.:** **US D570,107 S**  
(45) **Date of Patent:** **\*\* Jun. 3, 2008**

(54) **HANDBAG**

(75) Inventors: **Isabelle Guyon**, Paris (FR); **Sophie Delafontaine**, Paris (FR); **Philippe Cassegrain**, Paris (FR)

(73) Assignee: **S.A.S. Jean Cassegrain**, Paris (FR)

(\*\*) Term: **14 Years**

(21) Appl. No.: **29/289,351**

(22) Filed: **Jul. 17, 2007**

(30) **Foreign Application Priority Data**

Jan. 18, 2007 (EM) ..... 000654074

(51) **LOC (8) Cl.** ..... **03-01**

(52) **U.S. Cl.** ..... **D3/243**

(58) **Field of Classification Search** ..... D3/232, D3/233, 234, 238, 239, 240, 241, 243, 245, D3/246, 303, 318, 319, 321, 322, 323, 324, D3/325, 326, 900, 902; 150/100, 106, 107, 150/108, 110, 111, 112, 118; 190/100, 106, 190/108, 109, 112, 113, 115, 900, 902, 903; 383/6, 25, 37, 38, 41, 42, 120

See application file for complete search history.

(56) **References Cited**

**U.S. PATENT DOCUMENTS**

2,608,228 A \* 8/1952 Rose ..... 150/112  
D462,167 S 9/2002 Guyon  
D489,891 S \* 5/2004 Guyon ..... D3/243  
D489,894 S 5/2004 Guyon  
D490,607 S 6/2004 Guyon

D490,608 S \* 6/2004 Guyon ..... D3/246  
D501,317 S 2/2005 Guyon  
D502,805 S \* 3/2005 Gonzalez ..... D3/243  
D530,083 S \* 10/2006 Guyon ..... D3/246  
D530,910 S 10/2006 Guyon  
D533,345 S 12/2006 Guyon  
D534,350 S 1/2007 Guyon  
D539,032 S \* 3/2007 Guyon ..... D3/243  
D539,535 S 4/2007 Guyon

\* cited by examiner

*Primary Examiner*—Louis S Zarfaz

*Assistant Examiner*—Monica A Weingart

(74) *Attorney, Agent, or Firm*—Gottlieb, Rackman & Reisman, P.C.

(57) **CLAIM**

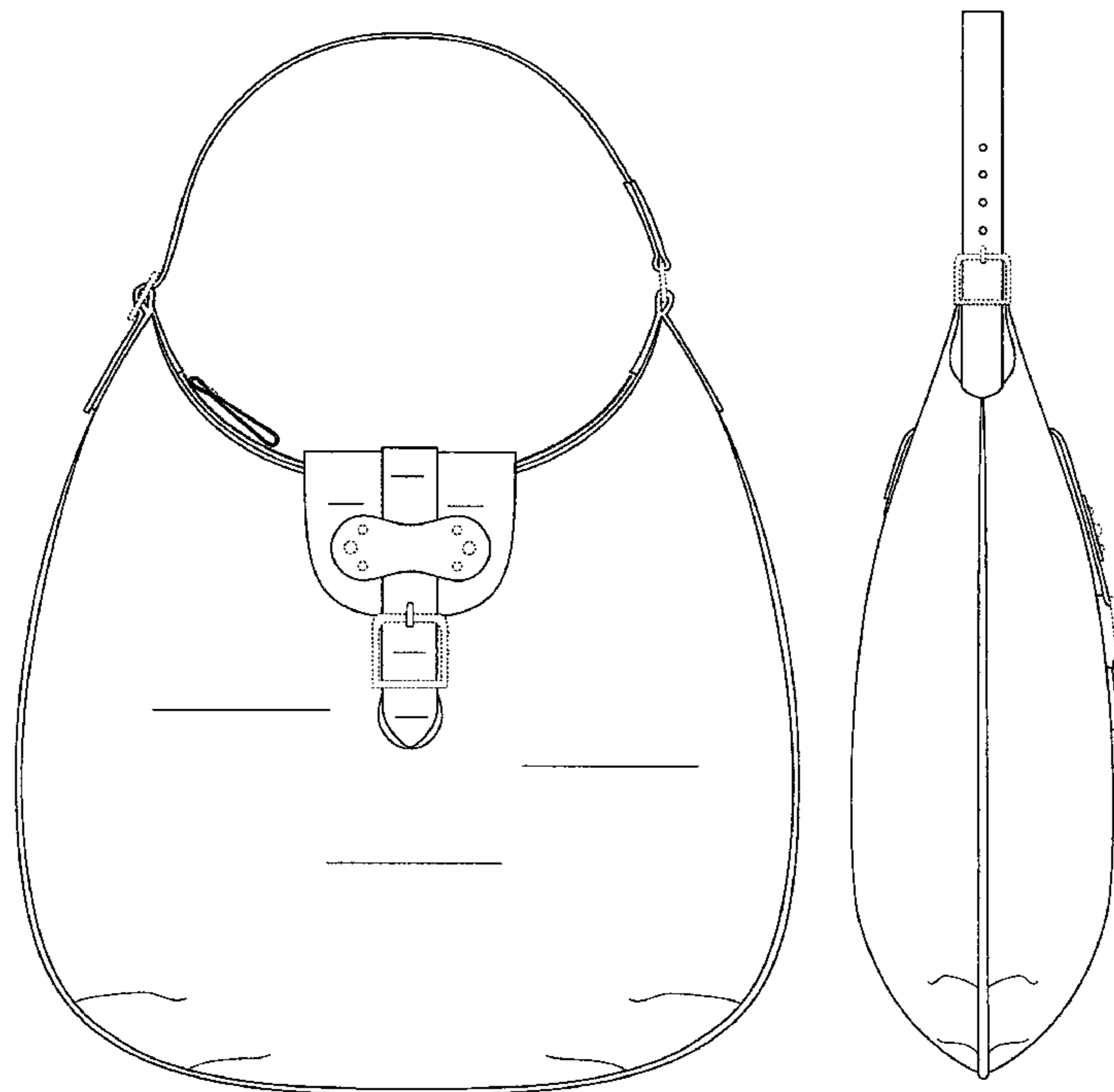
The ornamental design for a handbag, as shown as described.

**DESCRIPTION**

FIG. 1 is a bottom plan view of our new design;  
FIG. 2 is a right side elevation view thereof;  
FIG. 3 is a front elevation view thereof;  
FIG. 4 is a left side elevation view thereof;  
FIG. 5 is a rear elevation view thereof; and,  
FIG. 6 is a top plan view thereof.

The broken line showing links in FIGS. 2-3 and 5-6 and other hardware in FIGS. 1-6 is for illustrative purposes only and forms no part of the claimed design.

**1 Claim, 5 Drawing Sheets**



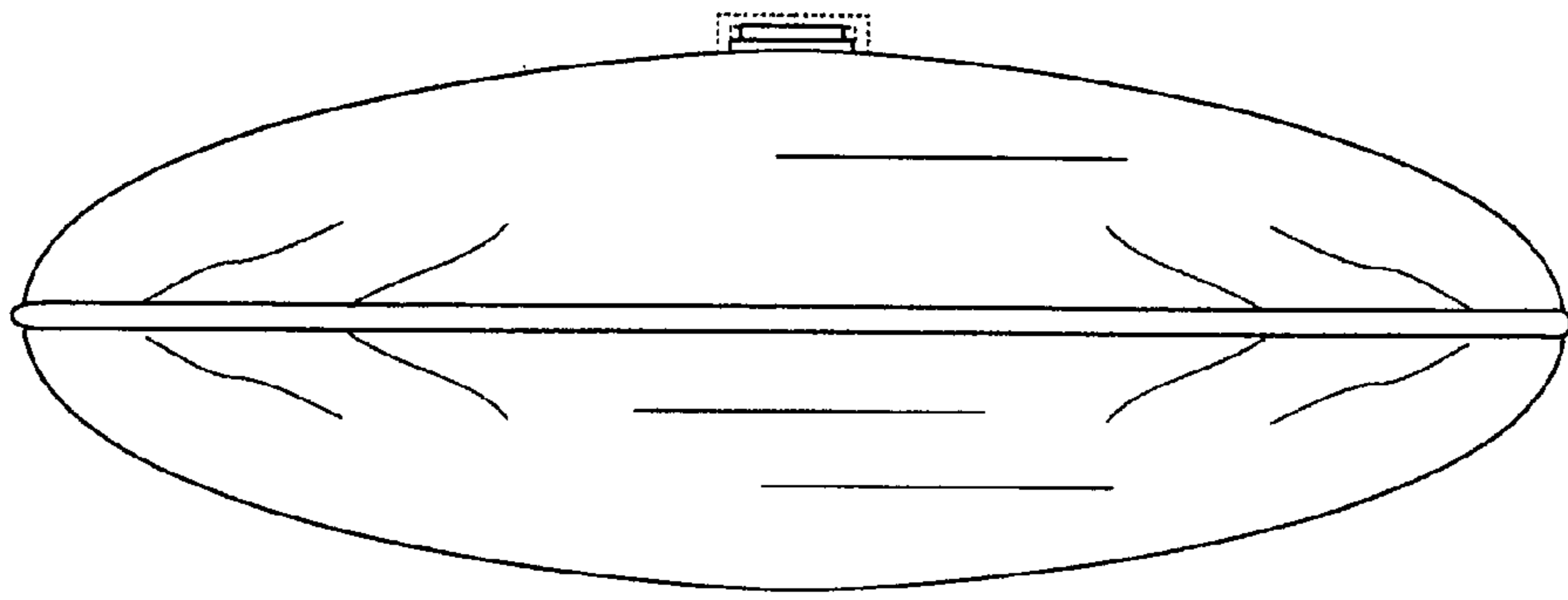


FIG. 1

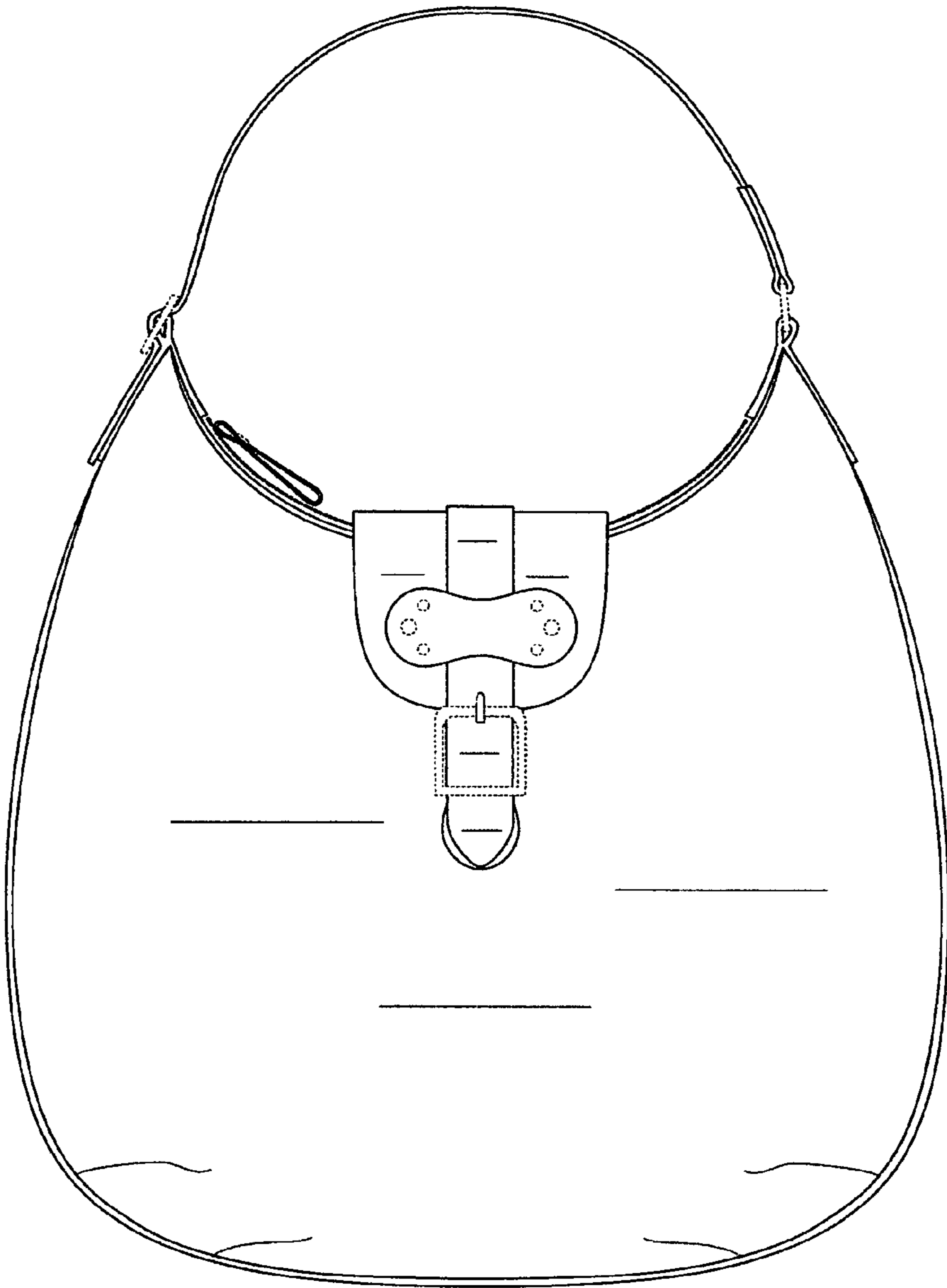


FIG. 3

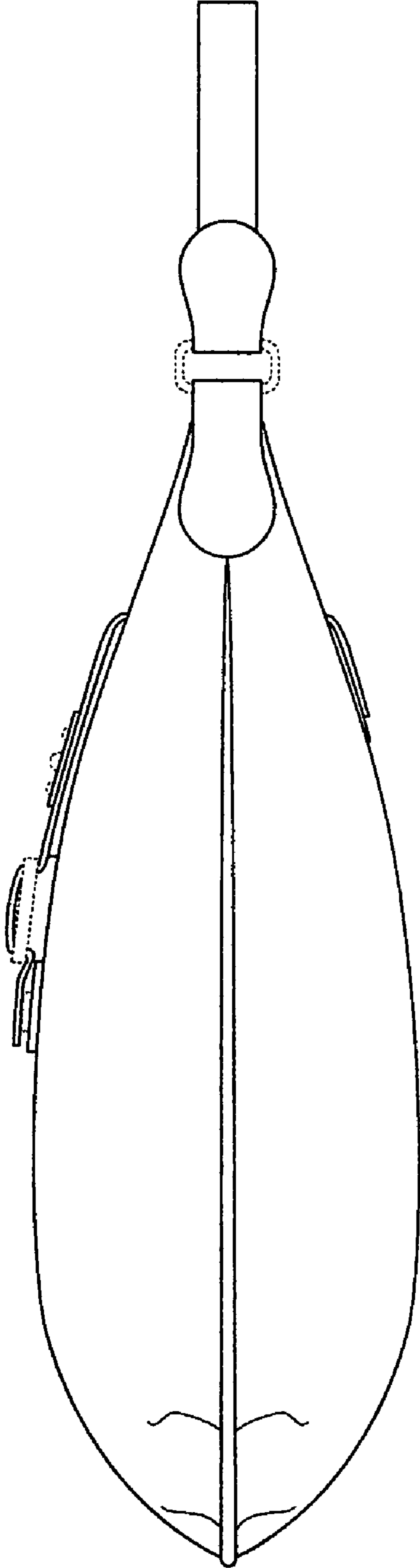


FIG. 2

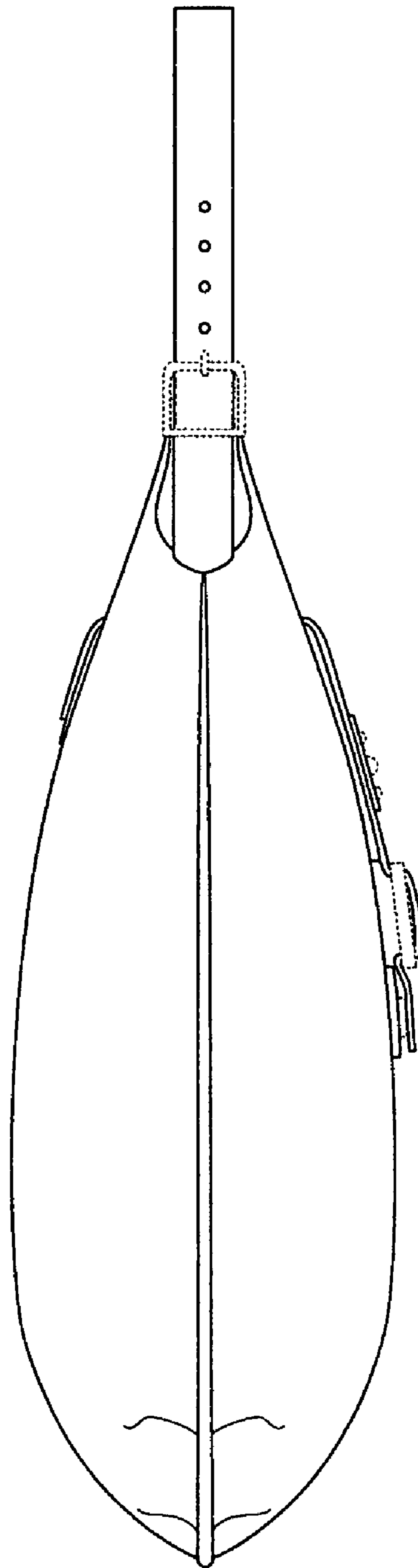


FIG. 4

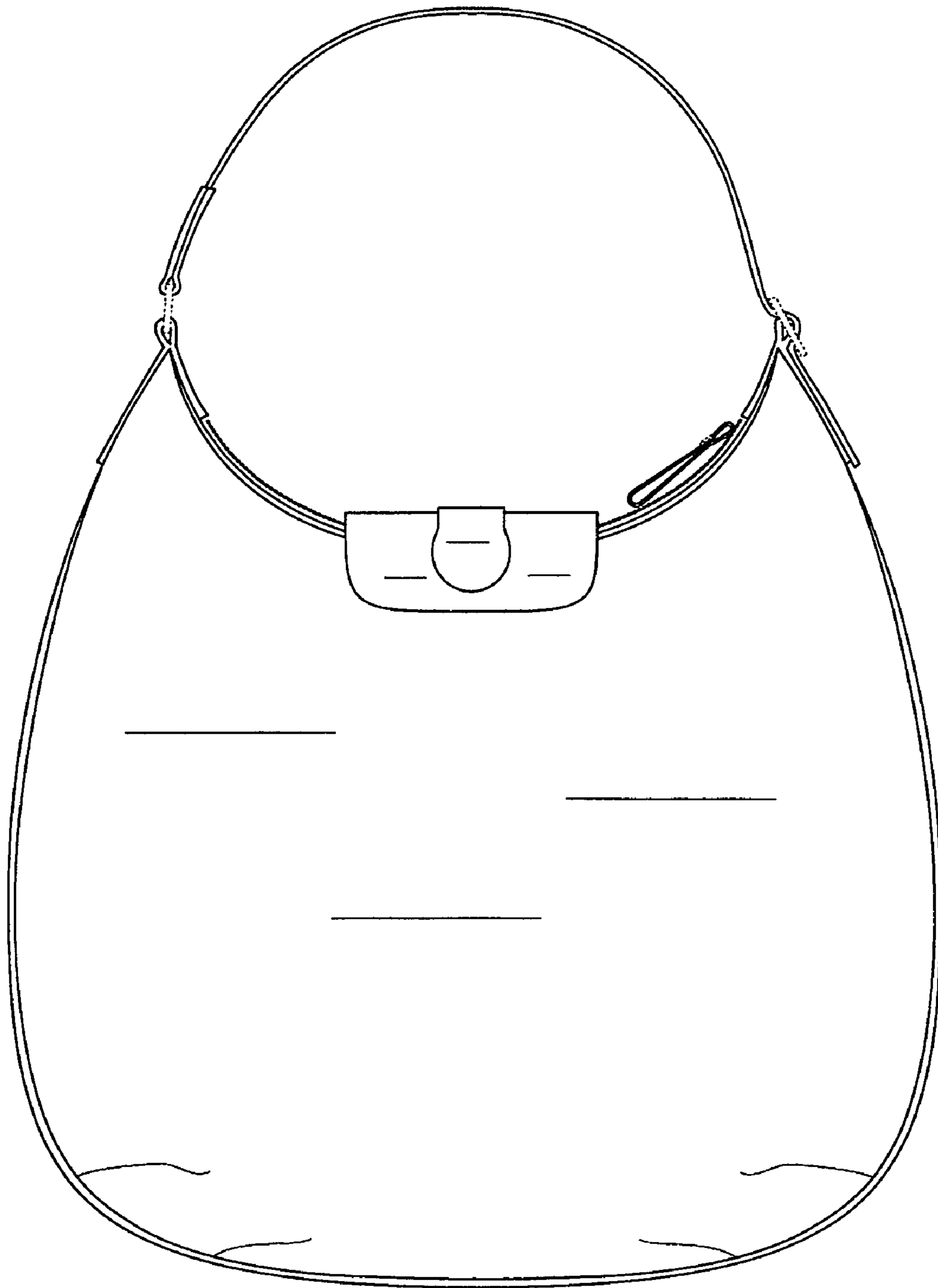


FIG. 5

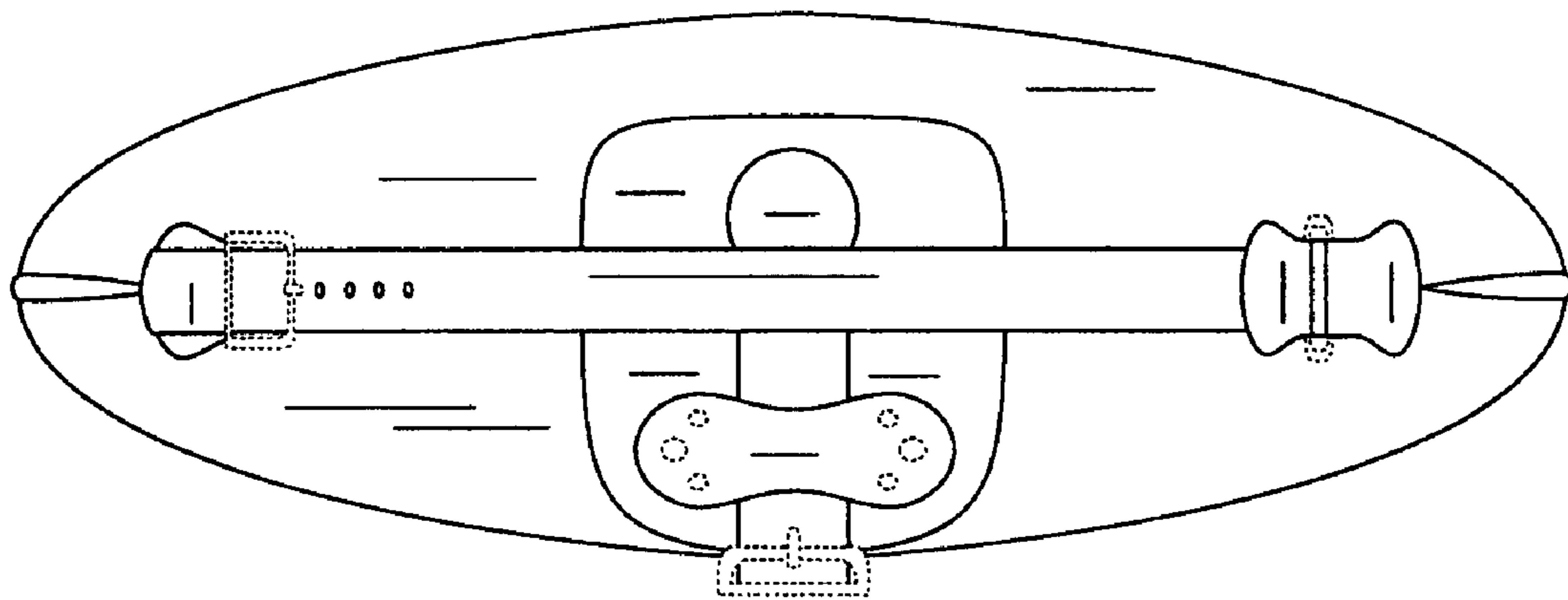


FIG. 6