

US00D570103S

(12) **United States Design Patent**  
**Harris et al.**

(10) **Patent No.:** **US D570,103 S**

(45) **Date of Patent:** **\*\* \*Jun. 3, 2008**

(54) **HOLDER FOR AN ELECTRONIC DEVICE**

(75) Inventors: **Jonathan Reed Harris**, Redmond, WA (US); **Matthew Aaron Jubelirer**, San Diego, CA (US); **Carl J. Ledbetter**, Mercer Island, WA (US); **John Ikeda**, Seattle, WA (US); **Roger Jackson**, Seattle, WA (US); **Brandon Albert Lynne**, Seattle, WA (US)

(73) Assignee: **Microsoft Corporation**, Redmond, WA (US)

(\*) Notice: This patent is subject to a terminal disclaimer.

(\*\*) Term: **14 Years**

(21) Appl. No.: **29/295,410**

(22) Filed: **Sep. 28, 2007**

(51) **LOC (8) Cl.** ..... **03-01**

(52) **U.S. Cl.** ..... **D3/218**

(58) **Field of Classification Search** ..... D3/218, D3/215, 219, 224-226, 247-252, 269, 201; 224/250, 666, 674, 930, 206, 600-605; 206/320, 206/581; D14/250; 379/455; 455/100  
See application file for complete search history.

(56) **References Cited**

**U.S. PATENT DOCUMENTS**

D515,807 S \* 2/2006 Faillace ..... D3/218

D518,290 S \* 4/2006 Andre et al. .... D3/218  
D534,721 S \* 1/2007 Hussaini et al. .... D3/218  
D557,205 S \* 12/2007 Kim et al. .... D3/218  
D557,495 S \* 12/2007 Chan et al. .... D3/218  
2001/0035444 A1\* 11/2001 Alis ..... 224/250

\* cited by examiner

*Primary Examiner*—Catherine R Oliver

(74) *Attorney, Agent, or Firm*—Banner & Witcoff, Ltd.

(57) **CLAIM**

The ornamental design for a holder for an electronic device, as shown and described.

**DESCRIPTION**

FIG. 1 is a front perspective view of a holder for an electronic device showing our new design;

FIG. 2 is a top view thereof;

FIG. 3 is a bottom view thereof;

FIG. 4 is a left side view thereof;

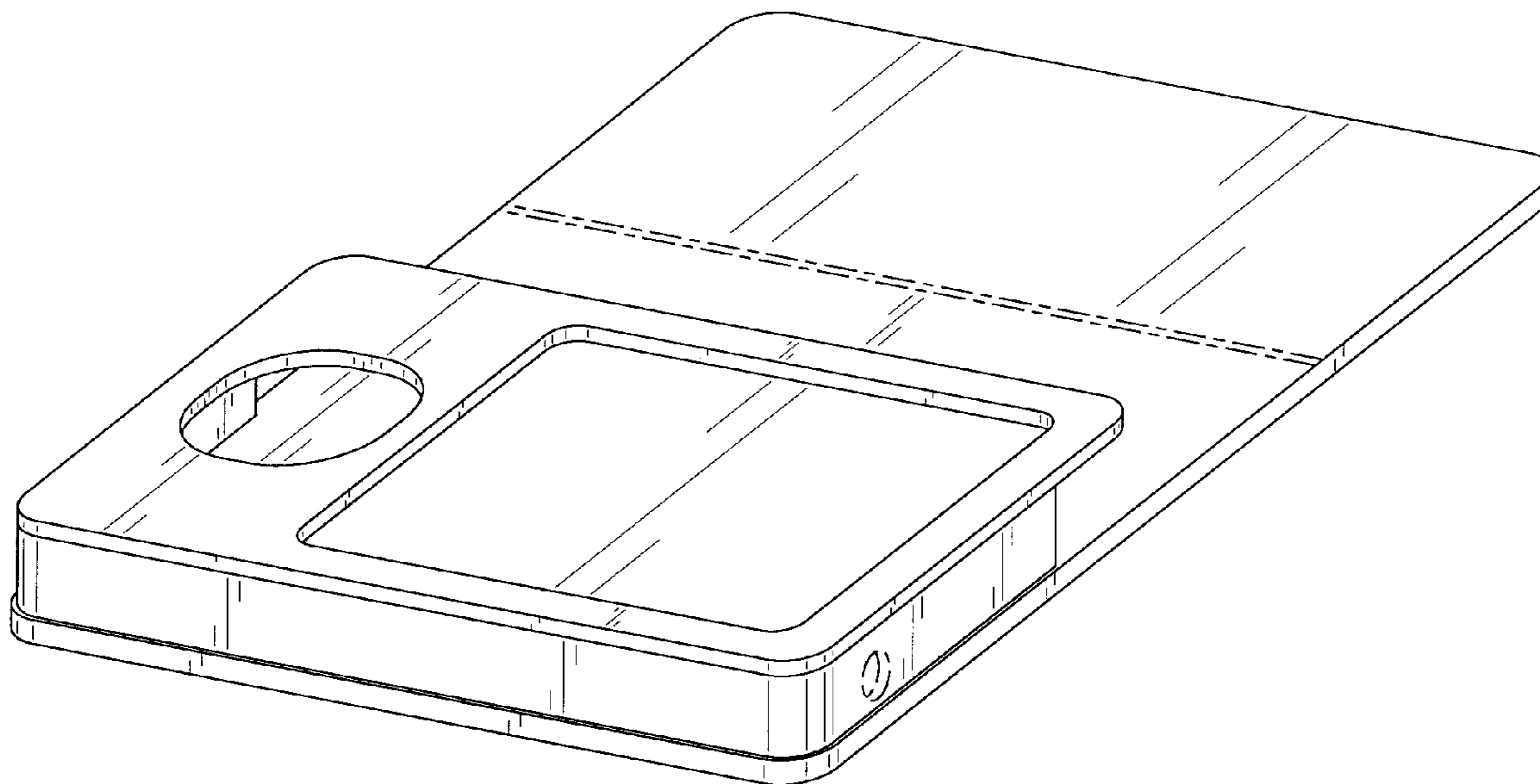
FIG. 5 is a right side view thereof;

FIG. 6 is a rear view thereof; and,

FIG. 7 is a front view thereof.

The broken line showing of various regions in FIGS. 1-7, including the unshaded areas therein, is for illustrative purposes only and forms no part of the claimed design.

**1 Claim, 5 Drawing Sheets**



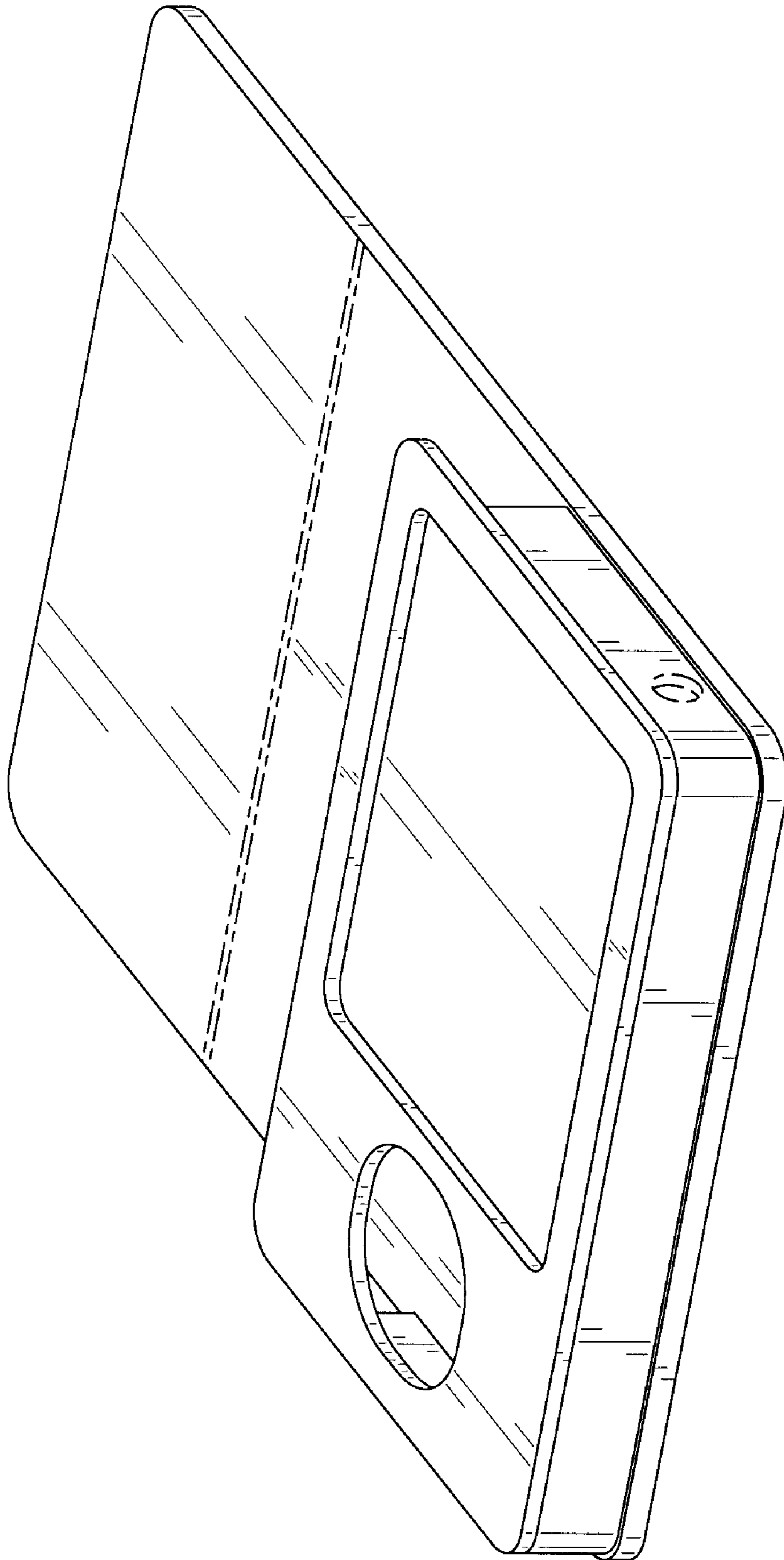


FIG. 1

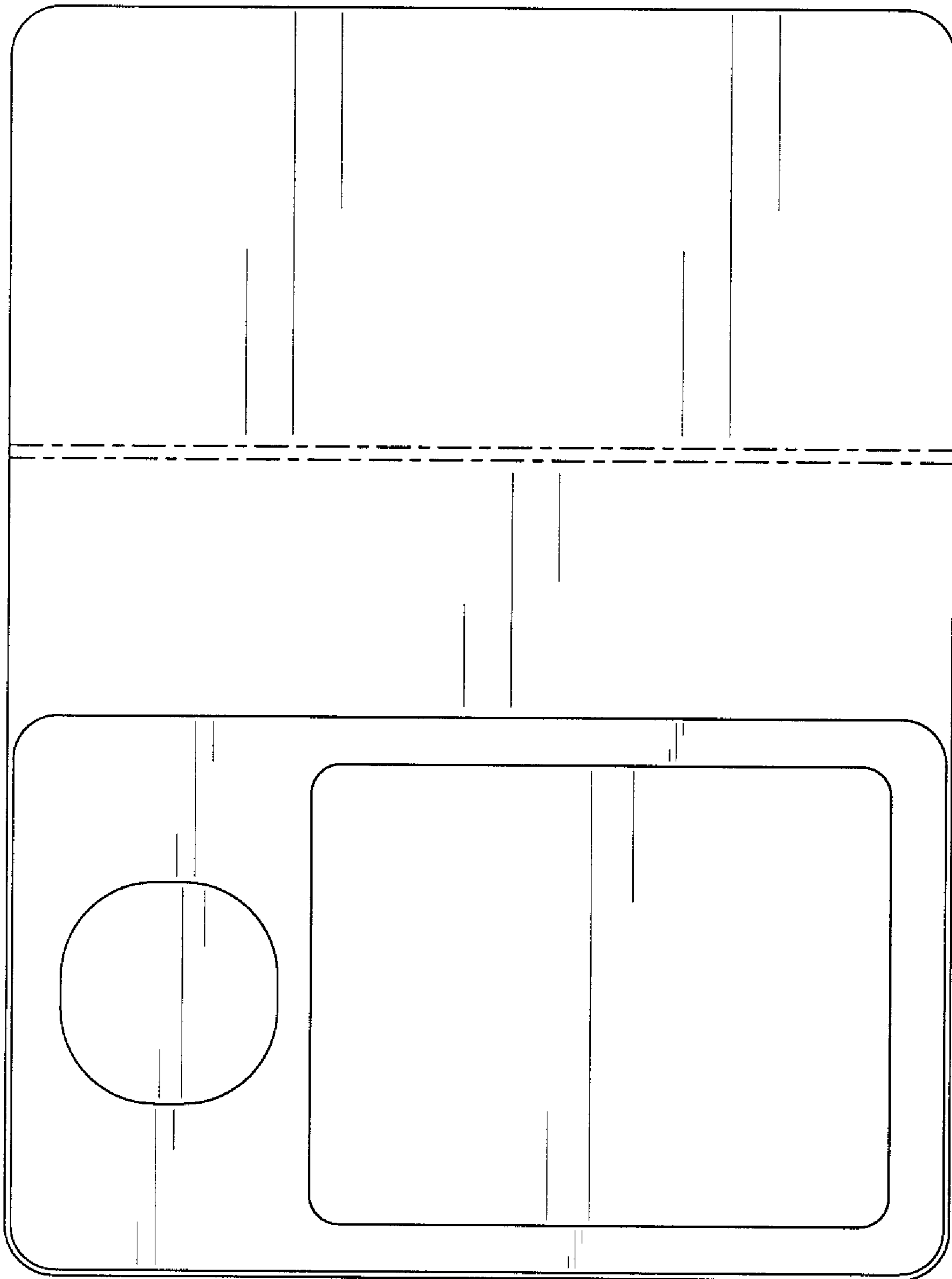


FIG. 2




FIG. 3

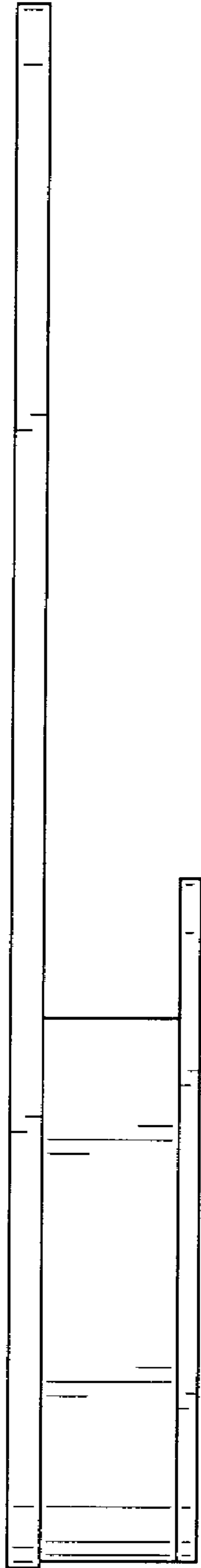


FIG. 4

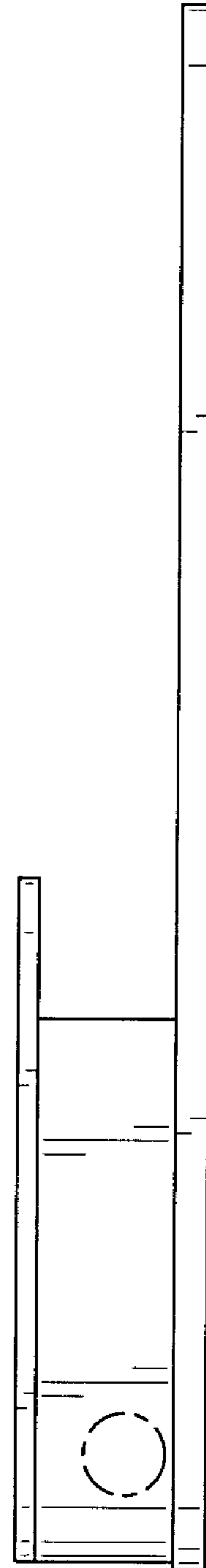


FIG. 5




FIG. 6




FIG. 7