

US00D570101S

(12) **United States Design Patent**
Harris et al.

(10) **Patent No.:** **US D570,101 S**

(45) **Date of Patent:** **** *Jun. 3, 2008**

(54) **HOLDER FOR AN ELECTRONIC DEVICE**

(75) Inventors: **Jonathan Reed Harris**, Redmond, WA (US); **Matthew Aaron Jubelirer**, San Diego, CA (US); **Carl J. Ledbetter**, Mercer Island, WA (US); **John Ikeda**, Seattle, WA (US); **Roger Jackson**, Seattle, WA (US); **Brandon Albert Lynne**, Seattle, WA (US)

(73) Assignee: **Microsoft Corporation**, Redmond, WA (US)

(*) Notice: This patent is subject to a terminal disclaimer.

(**) Term: **14 Years**

(21) Appl. No.: **29/295,408**

(22) Filed: **Sep. 28, 2007**

(51) **LOC (8) Cl.** **03-01**

(52) **U.S. Cl.** **D3/218**

(58) **Field of Classification Search** D3/218, D3/215, 219, 224-226, 247-252, 269, 201; 224/250, 666, 674, 930, 206, 600-605; 206/320, 206/581; D14/250; 379/455; 455/100
See application file for complete search history.

(56) **References Cited**

U.S. PATENT DOCUMENTS

D518,290 S * 4/2006 Andre et al. D3/218

D534,721 S * 1/2007 Hussaini et al. D3/218
D557,205 S * 12/2007 Kim D3/218
D557,494 S * 12/2007 Mayette et al. D3/218
2007/0205122 A1* 9/2007 Oda et al. 206/320

* cited by examiner

Primary Examiner—Catherine R Oliver

(74) *Attorney, Agent, or Firm*—Banner & Witcoff, Ltd.

(57) **CLAIM**

The ornamental design for a holder for an electronic device, as shown and described.

DESCRIPTION

FIG. 1 is a front perspective view of a holder for an electronic device showing our new design;

FIG. 2 is a top view thereof;

FIG. 3 is a bottom view thereof;

FIG. 4 is a left side view thereof;


FIG. 5 is a right side view thereof;

FIG. 6 is a rear view thereof; and,

FIG. 7 is a front view thereof.

The broken line showing of various regions in FIGS. 1-7, including the unshaded areas therein, is for illustrative purposes only and forms no part of the claimed design.

1 Claim, 4 Drawing Sheets



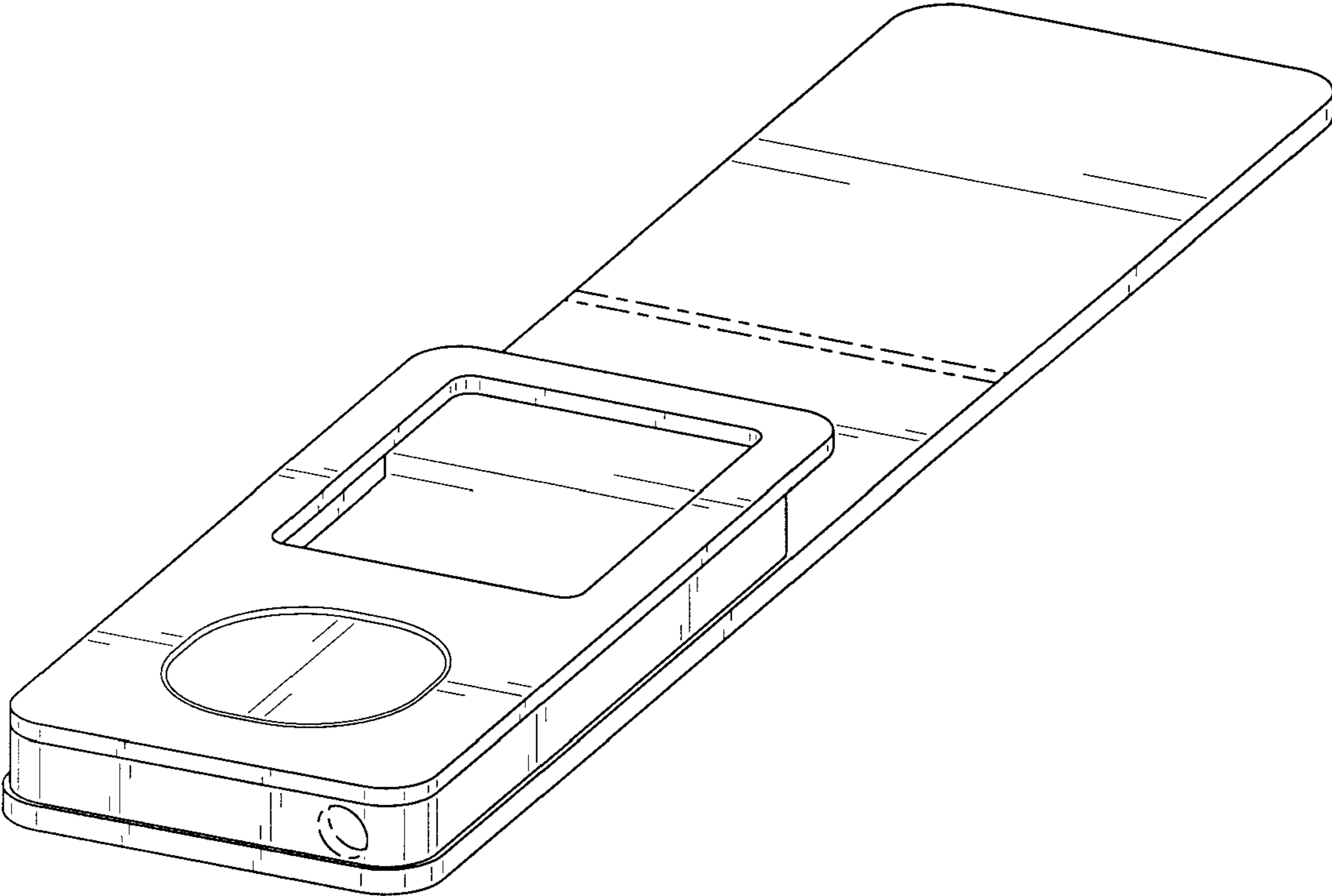


FIG. 1




FIG. 2




FIG. 3



FIG. 4

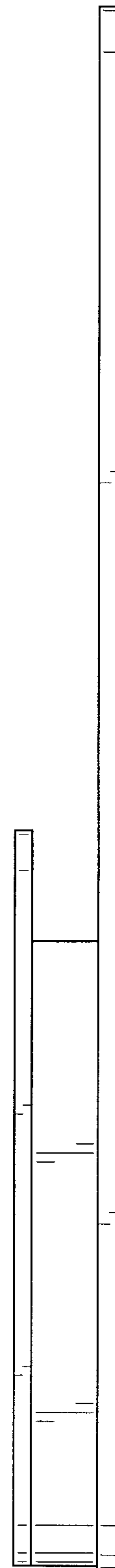


FIG. 5

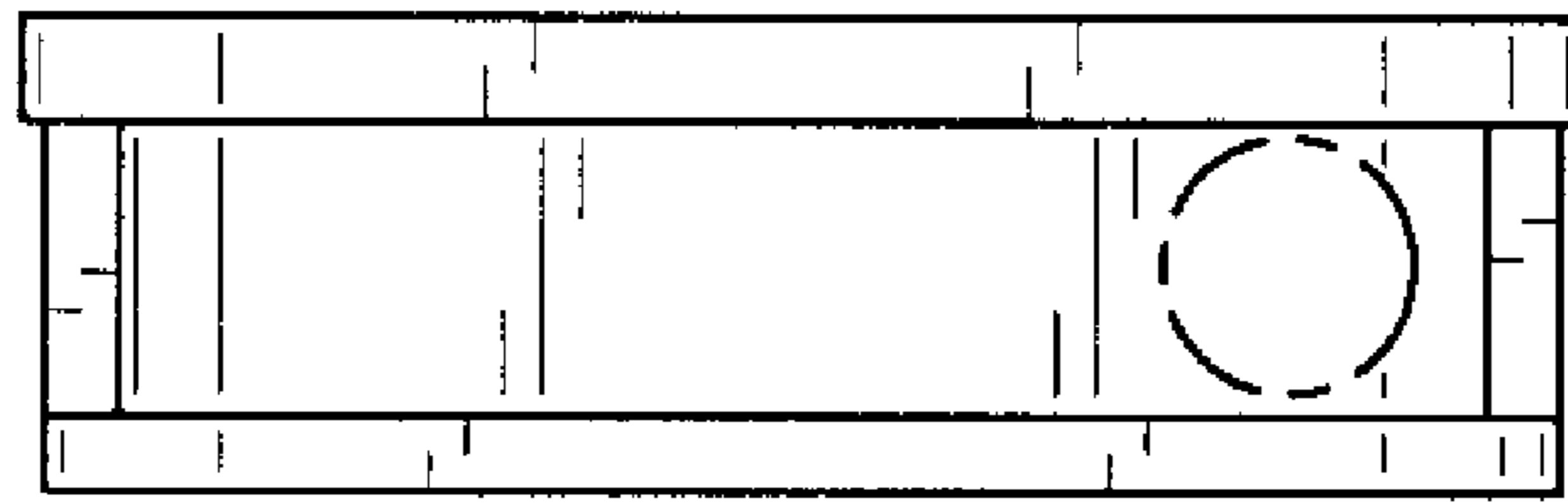


FIG. 6



FIG. 7