

US00D570095S

(12) **United States Design Patent**
Ullersted et al.

(10) **Patent No.:** **US D570,095 S**
(45) **Date of Patent:** **** Jun. 3, 2008**

(54) **DISPENSER**

(75) Inventors: **Rikke Oksbjerg Ullersted, Århus (DK); Carsten Petersen, Viby (DK); Rasmus Løgstrup Jensen, Århus (DK)**

(73) Assignee: **Bang & Olufsen Medicom A/S, Struer (DK)**

(**) Term: **14 Years**

(21) Appl. No.: **29/288,736**

(22) Filed: **Jun. 21, 2007**

(30) **Foreign Application Priority Data**

Dec. 21, 2006 (DK) DA 2006 00339

(51) **LOC (8) Cl.** **03-01**

(52) **U.S. Cl.** **D3/203.2**

(58) **Field of Classification Search** ... D3/203.1-203.8,
D3/205, 201, 247, 248; 206/528-540; D9/730-732,
D9/739-740

See application file for complete search history.

(56) **References Cited**

U.S. PATENT DOCUMENTS

D504,765 S * 5/2005 Roche et al. D3/203.2

D508,312 S * 8/2005 Roche et al. D3/203.2
D514,309 S * 2/2006 Wahl et al. D3/203.2
D546,198 S * 7/2007 Gelardi et al. 206/538
2007/0034543 A1* 2/2007 Jones 206/531
2007/0102318 A1* 5/2007 Gelardi et al. 206/538

* cited by examiner

Primary Examiner—Catherine R. Oliver

(74) *Attorney, Agent, or Firm*—Buchanan Ingersoll & Rooney PC

(57) **CLAIM**

The ornamental design for a dispenser, as shown and described.

DESCRIPTION

FIG. 1 is a front, side perspective view of an open dispenser showing our new design;

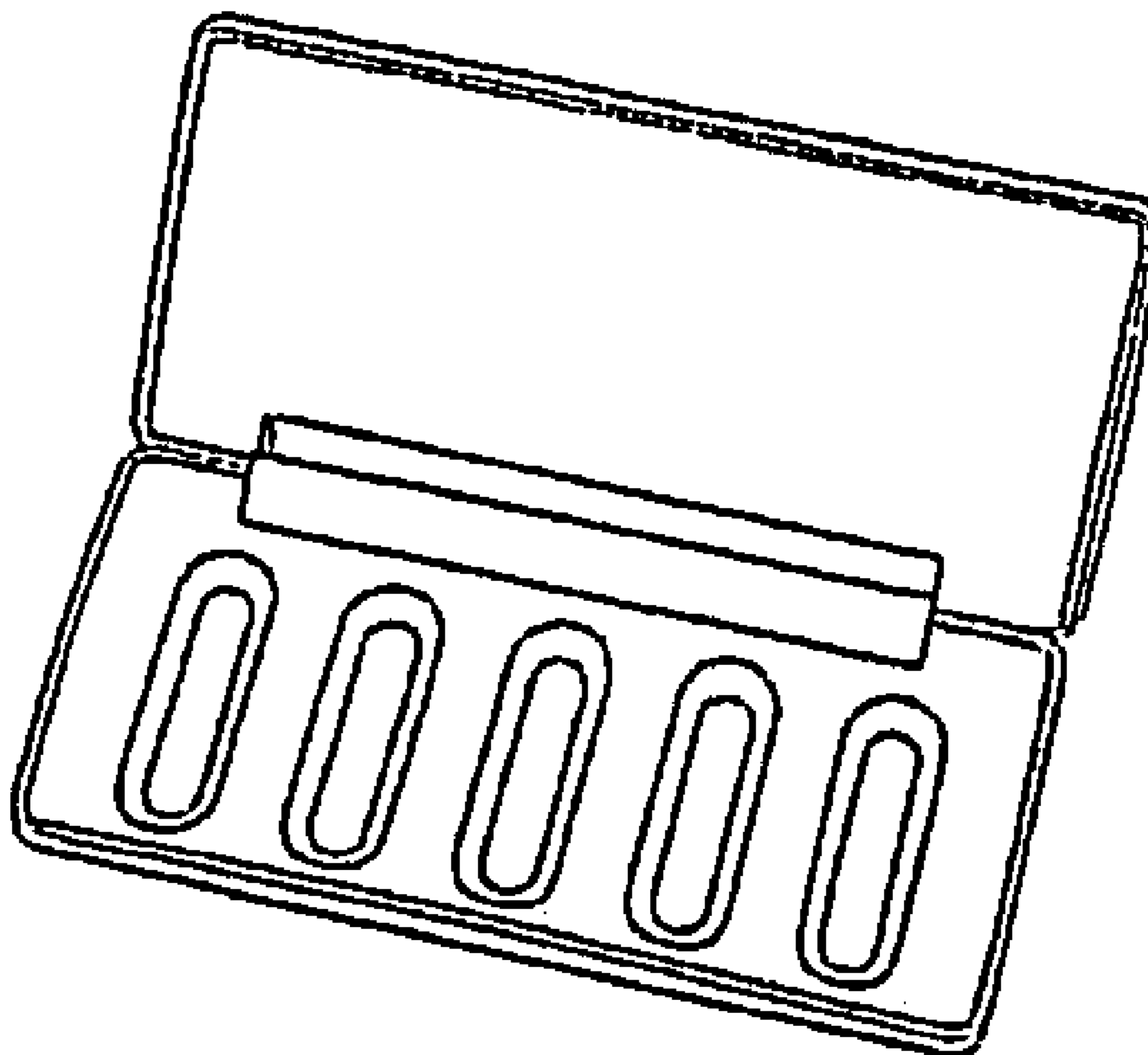
FIG. 2 is a top plan view of the dispenser of FIG. 1 when closed;

FIG. 3 is a front elevational view thereof;

FIG. 4 is a right side elevational view thereof, with the left side elevational view being a mirror image of FIG. 4; and,

FIG. 5 is a bottom plan view thereof.

1 Claim, 5 Drawing Sheets



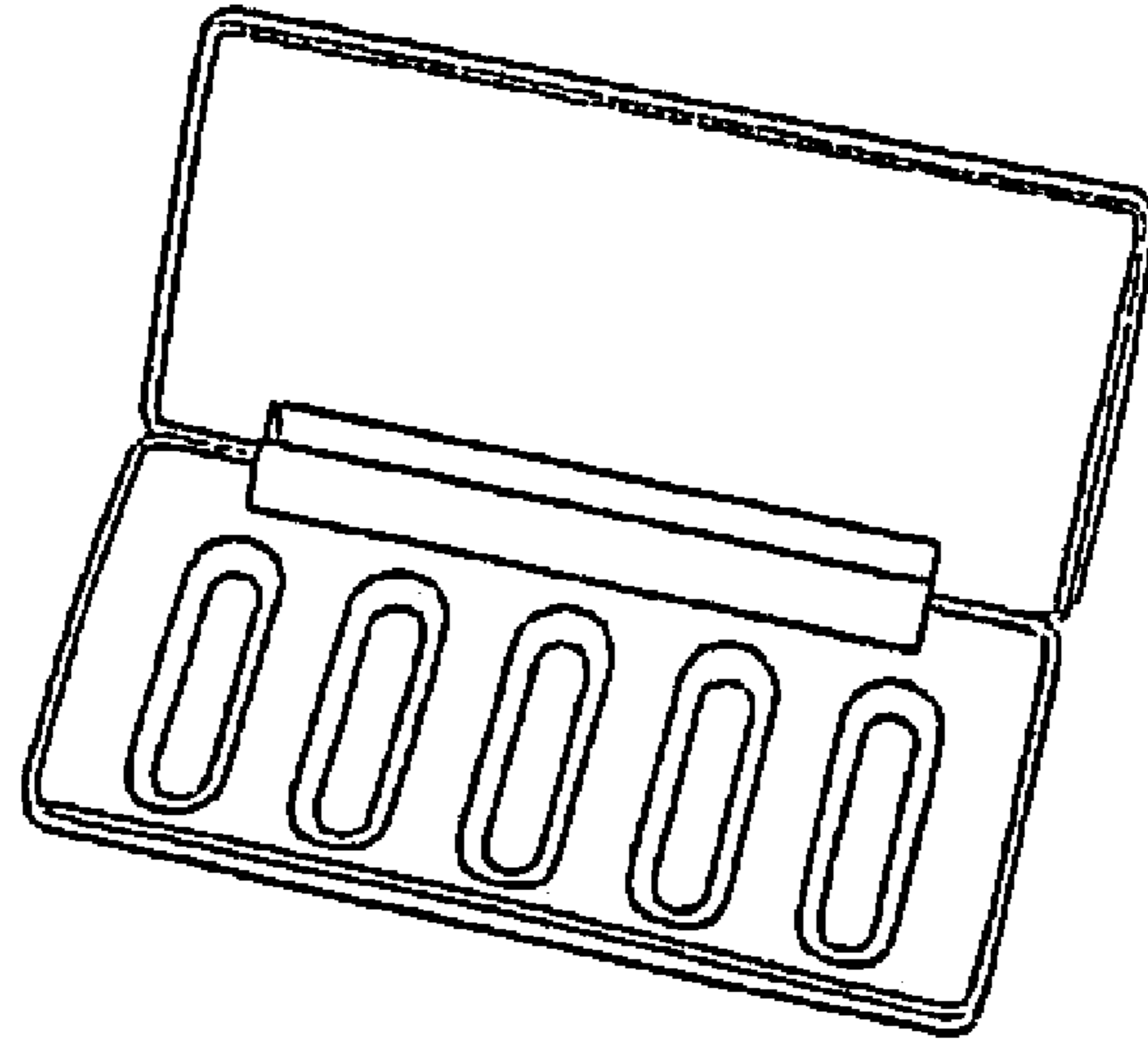


FIG. 1




FIG. 2




FIG. 3

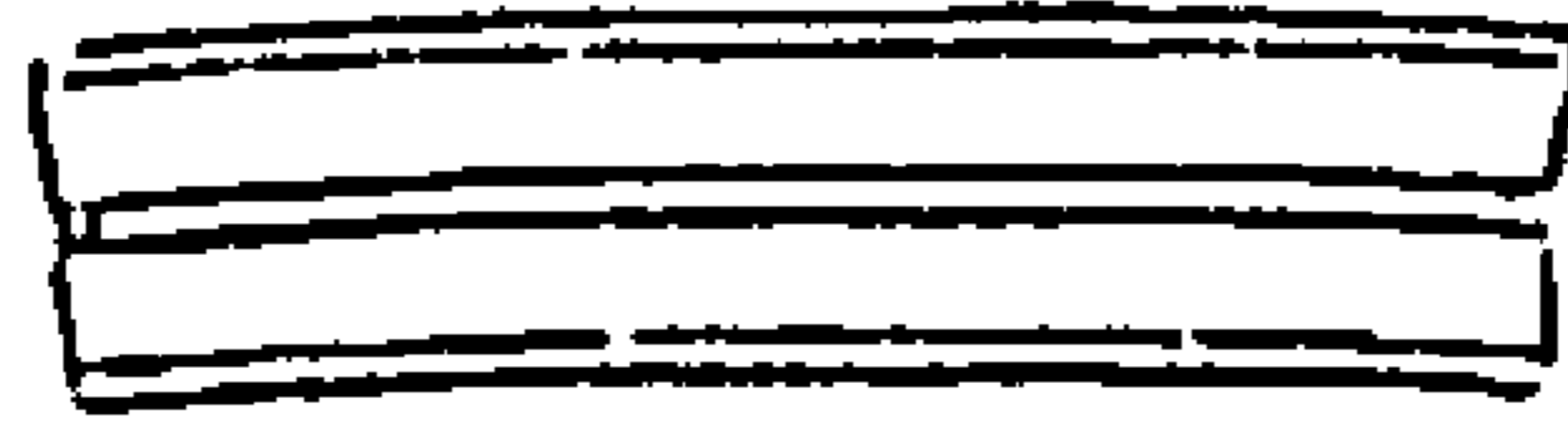


FIG. 4




FIG. 5