

US00D570092S

(12) **United States Design Patent**
Della Valle

(10) **Patent No.:** **US D570,092 S**

(45) **Date of Patent:** **** Jun. 3, 2008**

(54) **SHIELD SHAPED DECORATION WITH CIRCULAR SIDE PORTIONS**

D104,239 S * 4/1937 Blankmann D11/237
D549,439 S * 8/2007 Campbell et al. D2/972
D557,007 S * 12/2007 Della Valle D2/976

(75) Inventor: **Andrea Della Valle**, Sant'Elpidio a Mare (IT)

* cited by examiner

(73) Assignee: **Tod'S S.p.A.**, Sant'Elpidio a Mare (AP) (IT)

Primary Examiner—Dominic Simone
(74) *Attorney, Agent, or Firm*—Knobbe Martens Olson & Bear LLP

(**) Term: **14 Years**

(21) Appl. No.: **29/283,406**

(57) **CLAIM**

(22) Filed: **Aug. 13, 2007**

The ornamental design for a shield shaped decoration with circular side portions, as shown and described.

(30) **Foreign Application Priority Data**

DESCRIPTION

Feb. 12, 2007 (EM) 000669411

FIG. 1 is a front plan view of a shield shaped decoration with circular side portions according to the new design.

(51) **LOC (8) Cl.** **02-99**

FIG. 2 is a rear plan view of the design of FIG. 1.

(52) **U.S. Cl.** **D2/976; D2/946**

FIG. 3 is a right side plan view of the design of FIG. 1.

(58) **Field of Classification Search** D2/946,
D2/976; D11/231, 234, 237; 36/136; 24/163 R,
24/188, 191-193

FIG. 4 is a left side plan view of the design of FIG. 1.

See application file for complete search history.

FIG. 5 is a top plan view of the design of FIG. 1.

FIG. 6 is a bottom plan view of the design of FIG. 1; and,

FIG. 7 is a perspective view of the design of FIG. 1.

(56) **References Cited**

1 Claim, 2 Drawing Sheets

U.S. PATENT DOCUMENTS

190,906 A * 5/1877 Roemer 24/188

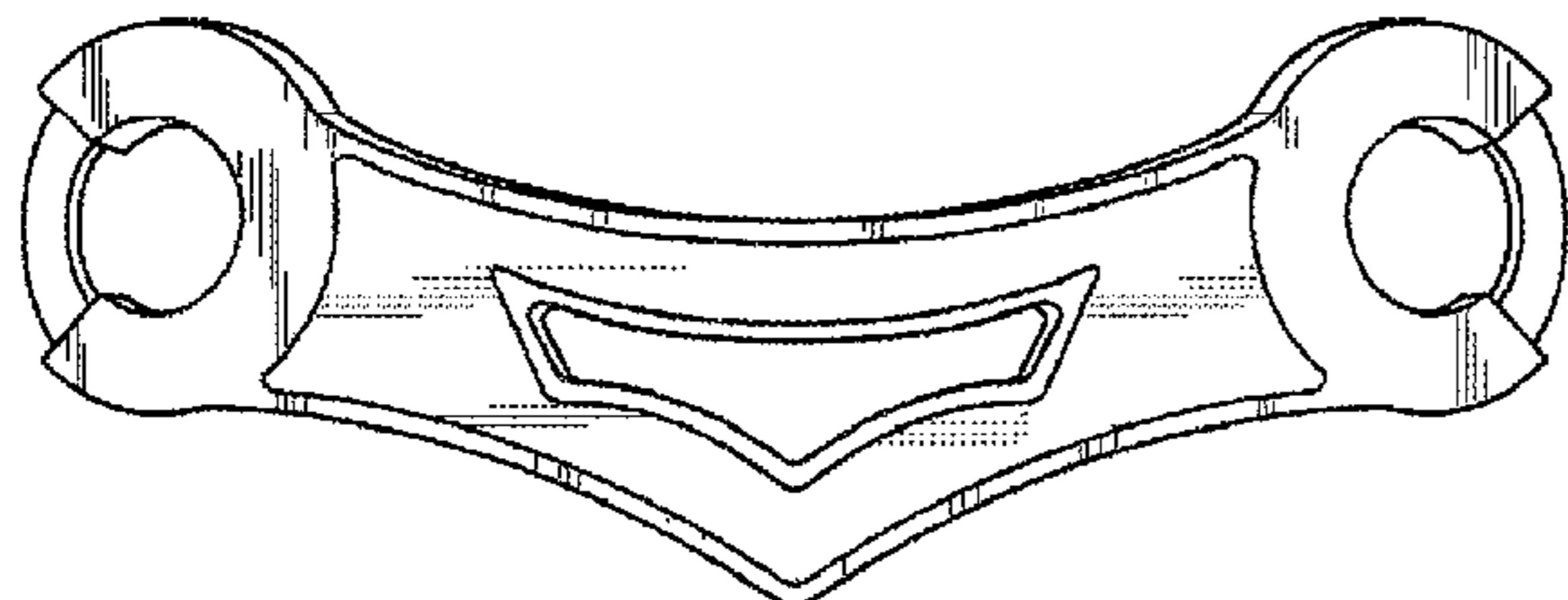


Fig.2

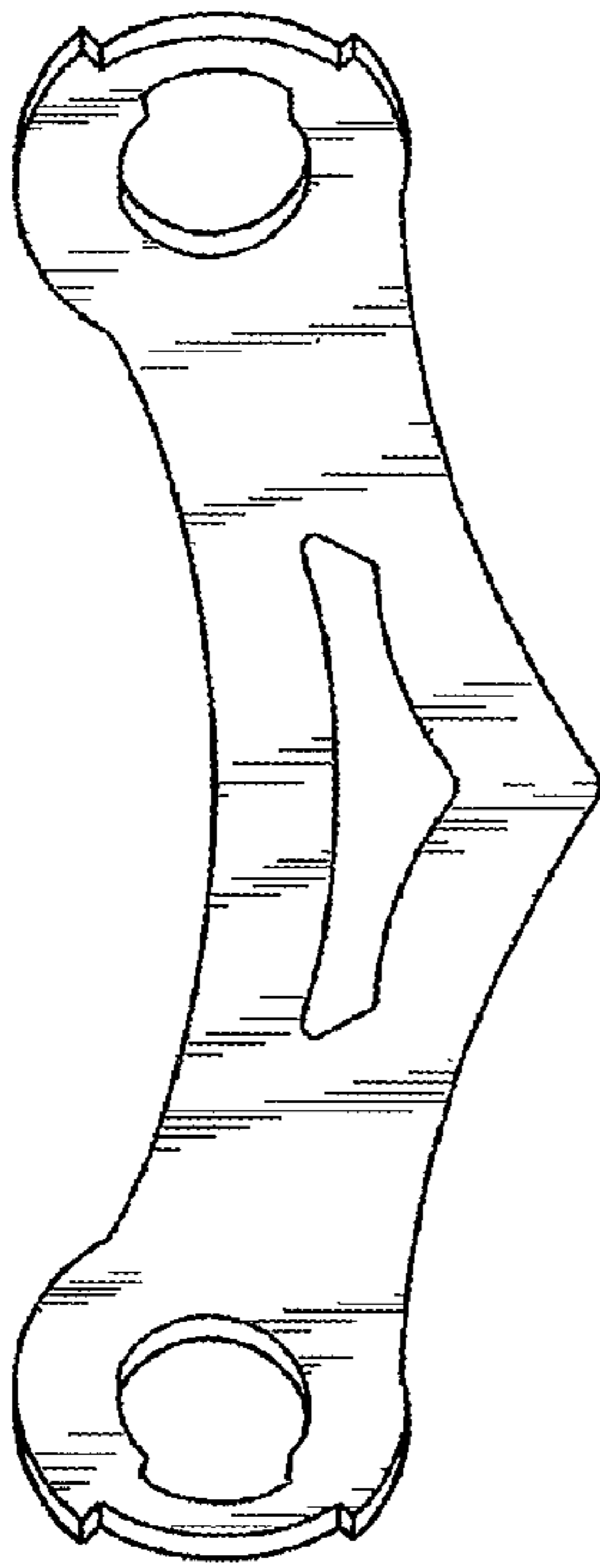


Fig.1

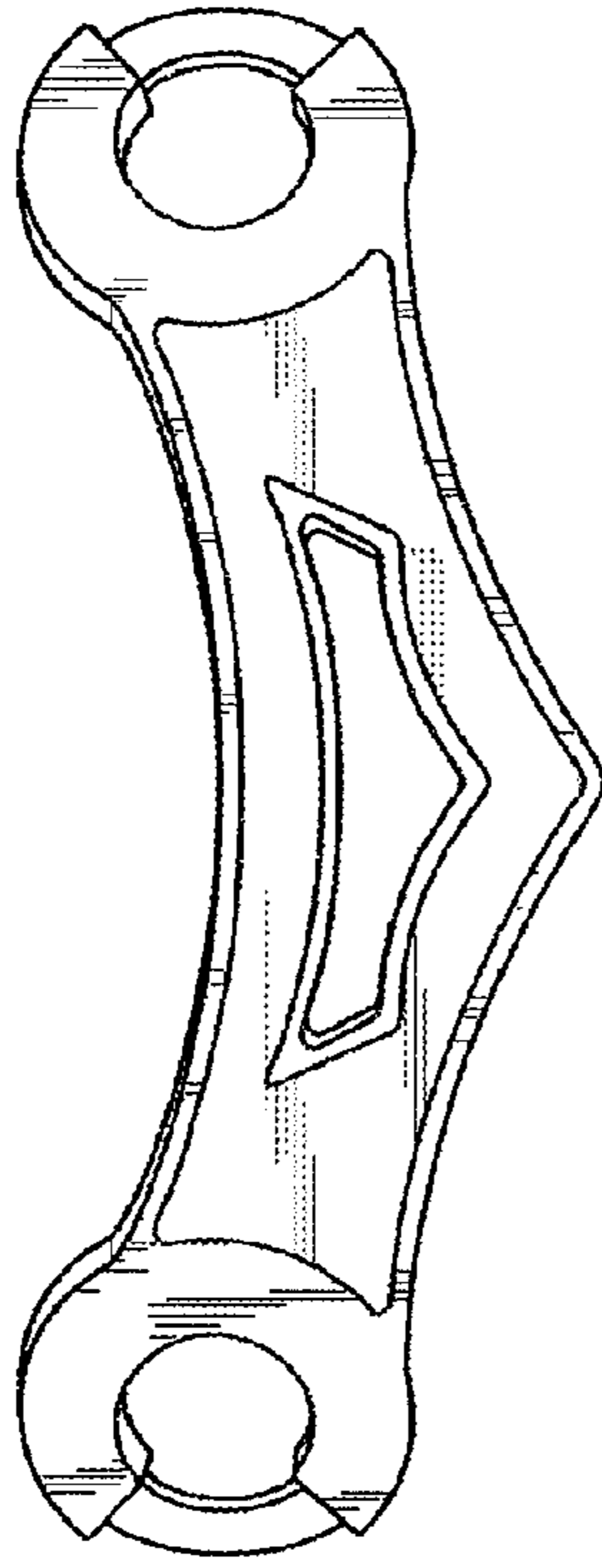


Fig.3

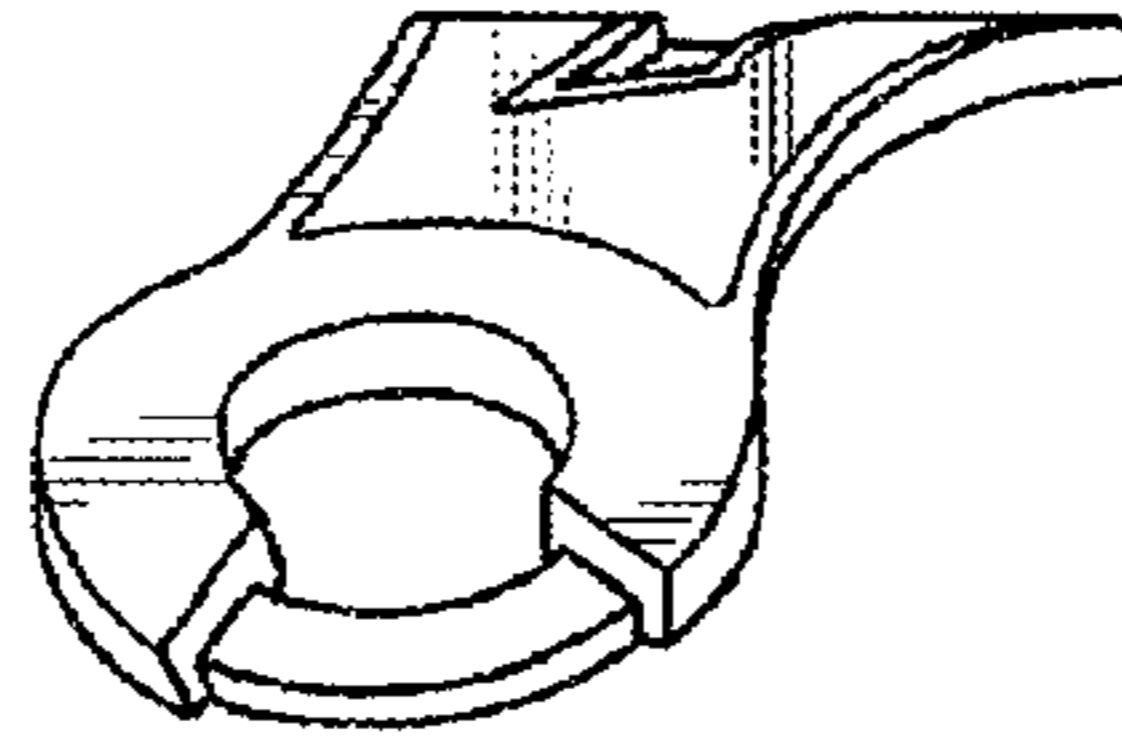


Fig.4

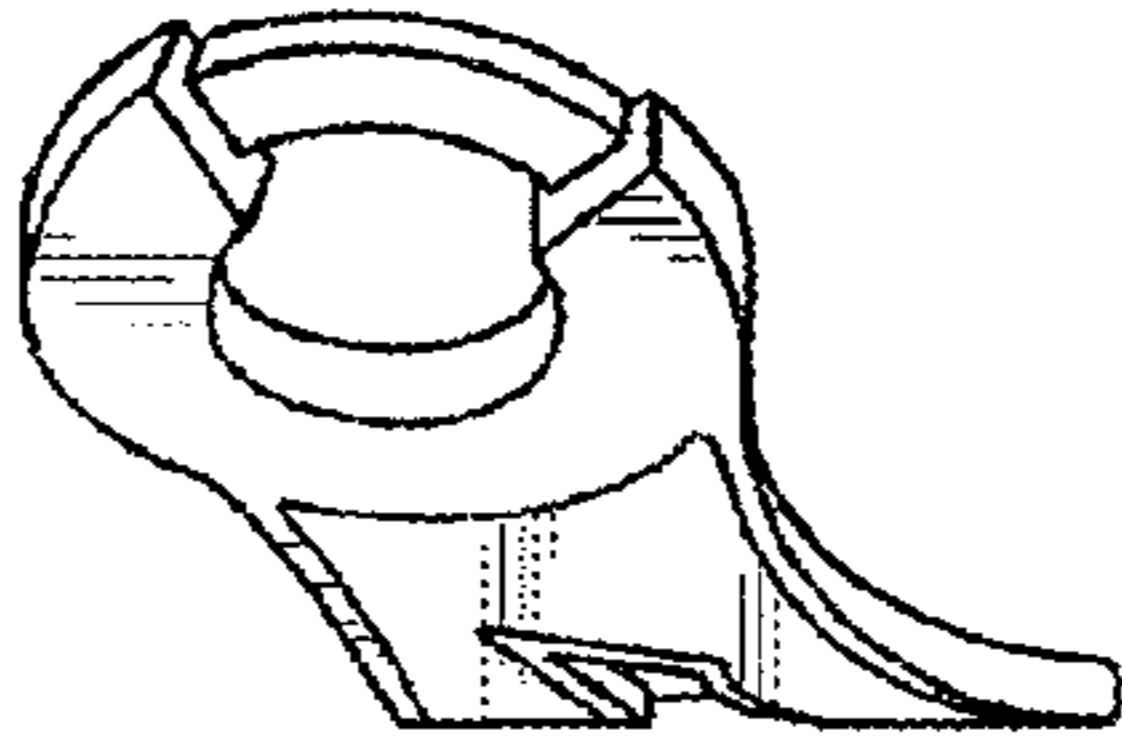


Fig.5




Fig.6

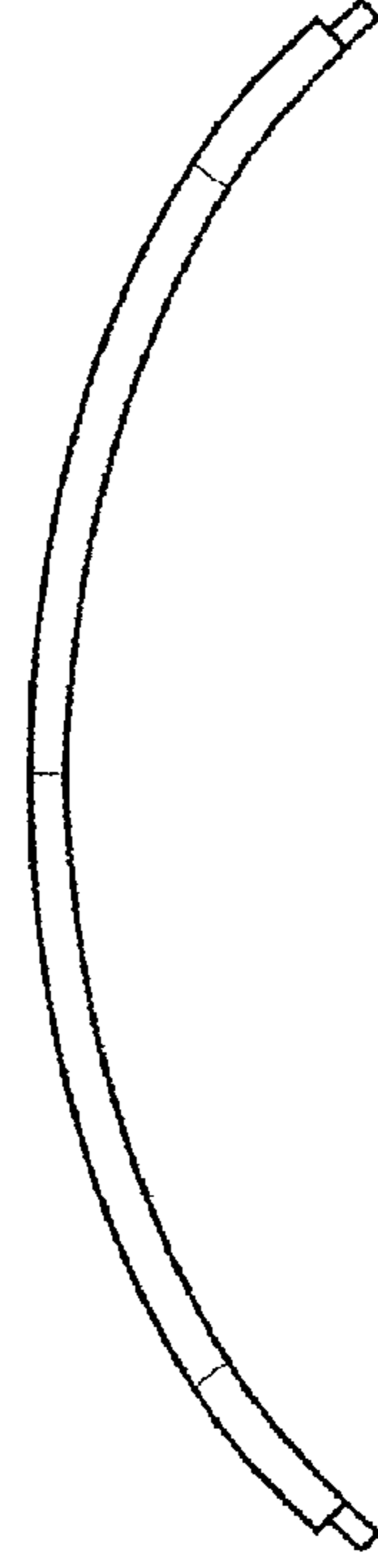


Fig. 7

