



US00D570088S

(12) **United States Design Patent**
Lee

(10) **Patent No.:** **US D570,088 S**

(45) **Date of Patent:** **** Jun. 3, 2008**

(54) **SHOE STRAP**

(76) **Inventor:** **Jaekyu Lee**, 16 W. 32nd St., #403,
New York, NY (US) 10001

(**) **Term:** **14 Years**

(21) **Appl. No.:** **29/281,646**

(22) **Filed:** **Jun. 27, 2007**

(51) **LOC (8) Cl.** **02-99**

(52) **U.S. Cl.** **D2/969; D2/917**

(58) **Field of Classification Search** **D2/900,**
D2/903, 916-918, 943, 959, 969, 972; 36/45,
36/11.5, 8.1, 50.1, 77 M, 77 R

See application file for complete search history.

(56) **References Cited**

U.S. PATENT DOCUMENTS

1,977,995	A *	10/1934	Morali	36/11.5
D486,296	S *	2/2004	Morrison et al.	D2/917
D490,594	S *	6/2004	Wuirre	D2/900
6,769,204	B1 *	8/2004	Phillips	36/136
D532,186	S *	11/2006	Boschock	D2/946

2004/0093765 A1* 5/2004 Baldwin 36/101
2007/0006502 A1 1/2007 Schmelzer et al.

* cited by examiner

Primary Examiner—Stella M. Reid

Assistant Examiner—Rashida C McCoy

(74) *Attorney, Agent, or Firm*—IPLA P.A.; James E. Bame

(57) **CLAIM**

The ornamental design for a shoe strap, as shown and described.

DESCRIPTION

FIG. 1 is a perspective view of a shoe strap showing my new design;

FIG. 2 is another perspective view of a shoe strap showing my new design;

FIG. 3 is a top plan view of FIG. 1; and,

FIG. 4 is a front elevational view of FIG. 1.

The broken line showing of environment is for illustrative purposes only and forms no part of the claimed design.

1 Claim, 2 Drawing Sheets

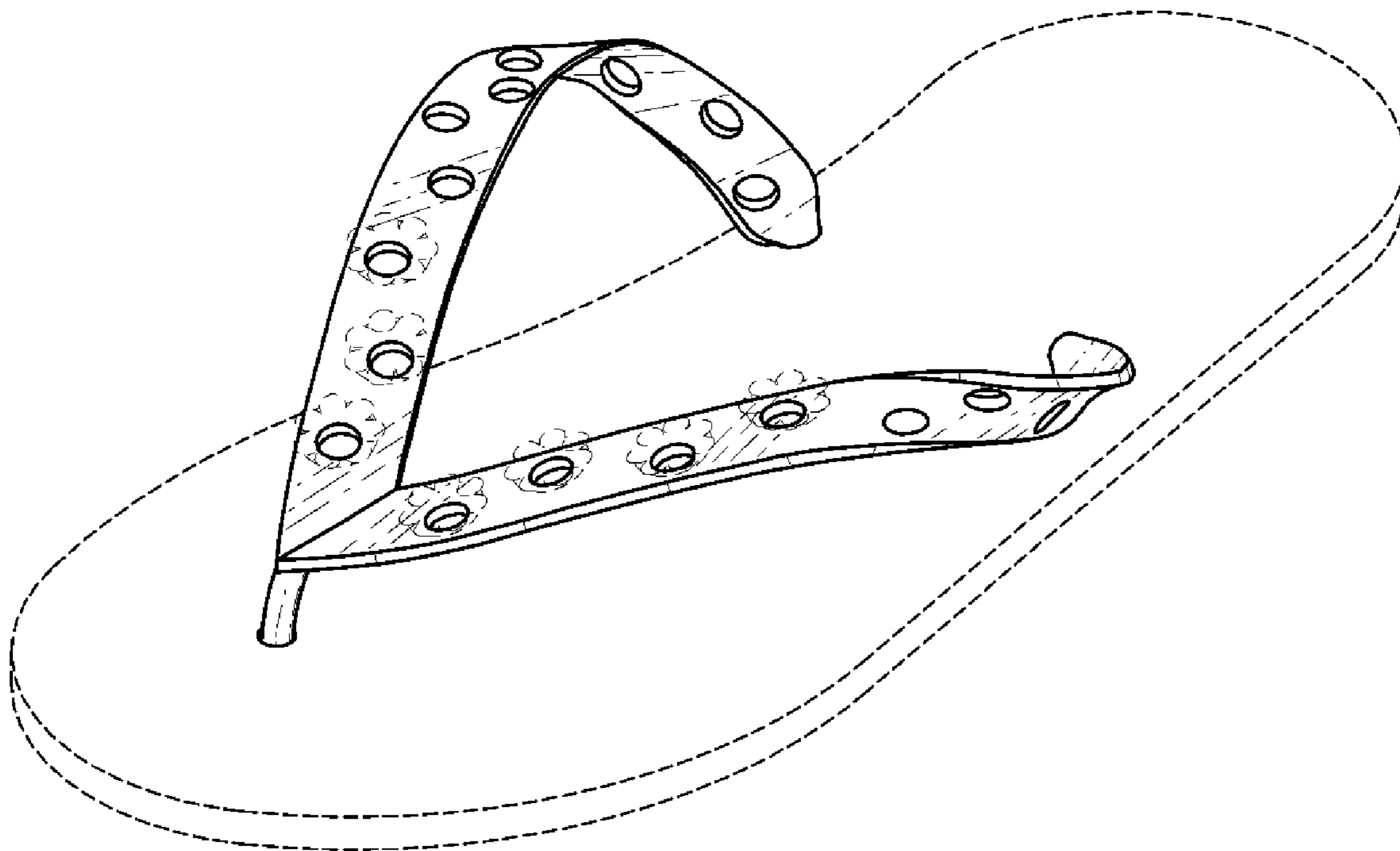


FIG. 1

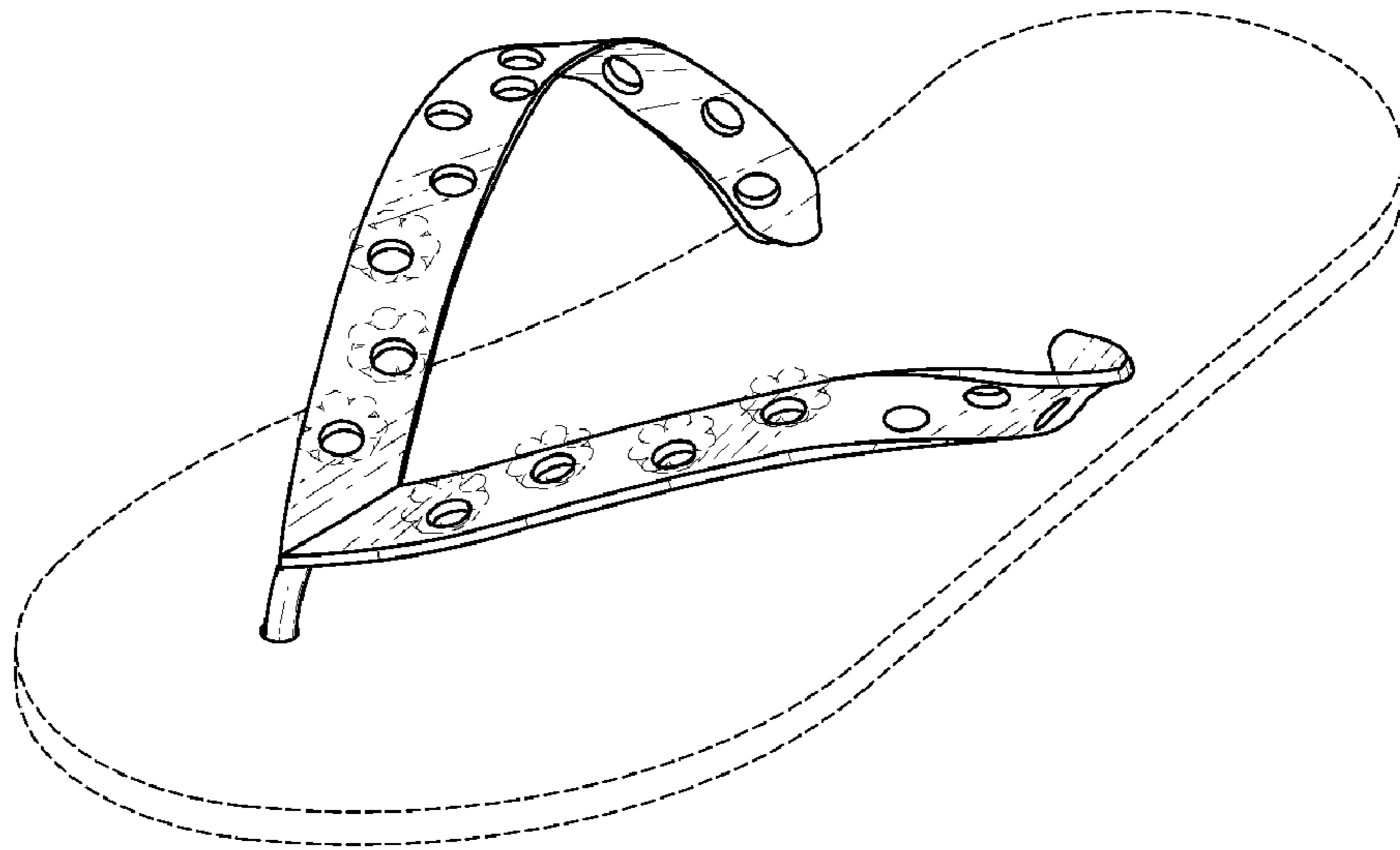


FIG. 2

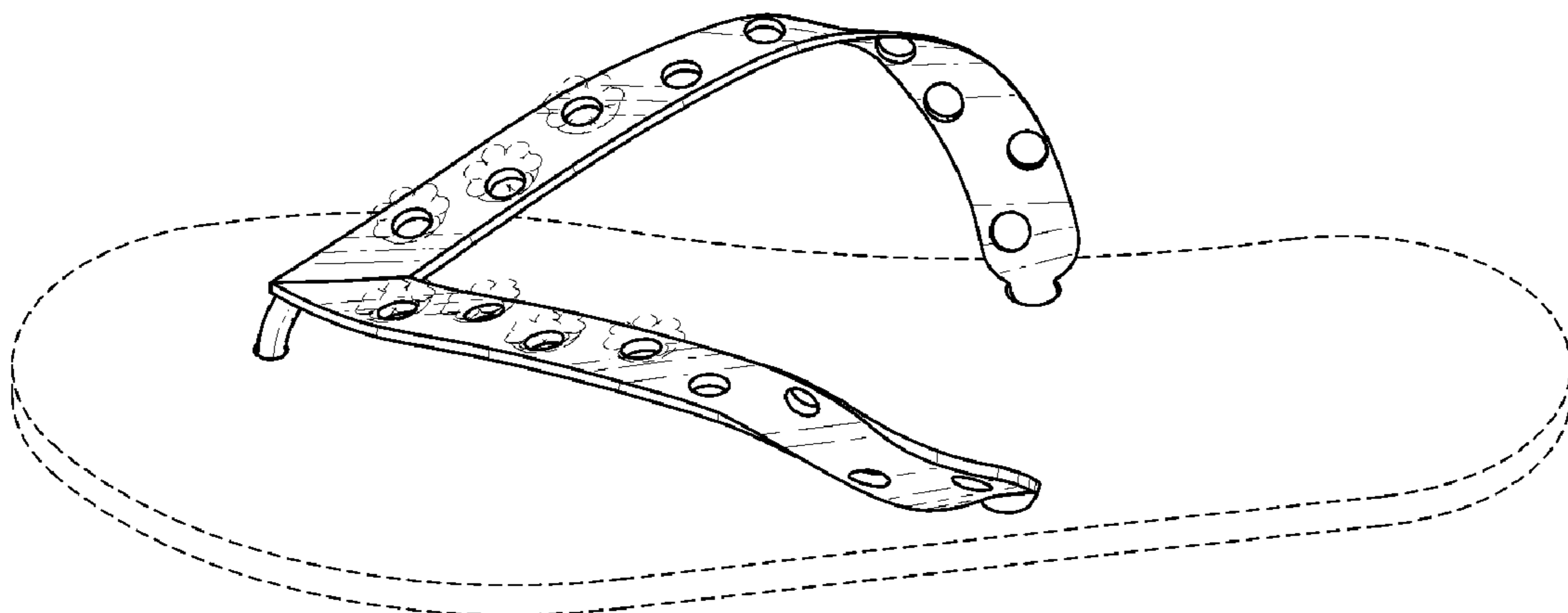


FIG. 3

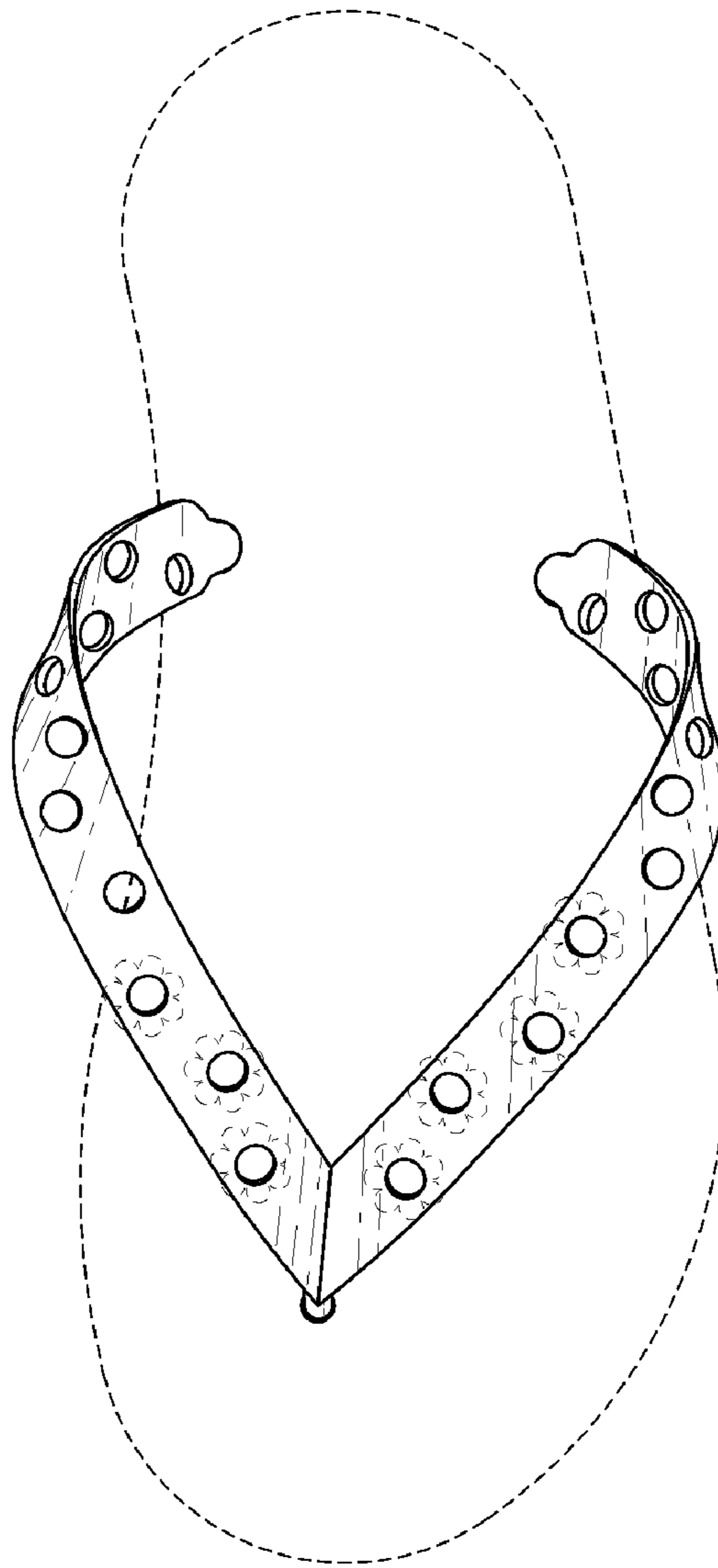


FIG. 4

