



US00D570082S

(12) **United States Design Patent**  
**Belley et al.**

(10) **Patent No.:** **US D570,082 S**  
(45) **Date of Patent:** **\*\* Jun. 3, 2008**

(54) **FOOTWEAR UPPER**

D551,836 S \* 10/2007 Matis et al. .... D2/969

(75) Inventors: **Manon Belley**, Laval (CA); **Martin W. F. Dean**, St. Albans (GB); **Grant A. Urie**, Shelburne, VT (US)

(73) Assignee: **Wolverine World Wide, Inc.**,  
Rockford, MI (US)

(\*\*) Term: **14 Years**

(21) Appl. No.: **29/260,079**

(22) Filed: **May 18, 2006**

(51) **LOC (8) Cl.** ..... **02-99**

(52) **U.S. Cl.** ..... **D2/969**

(58) **Field of Classification Search** ..... D2/902,  
D2/906-908, 943, 944, 969, 972-974, 946,  
D2/924, 926, 916; 36/45, 50.1, 83, 88, 113,  
36/114, 126-130, 11, 11.5

See application file for complete search history.

(56) **References Cited**

**U.S. PATENT DOCUMENTS**

D447,859 S *	9/2001	Matis et al. ....	D2/969
D460,855 S *	7/2002	Belley .....	D2/969
D476,144 S *	6/2003	Adams et al. ....	D2/969
D486,627 S	2/2004	Rogers et al.	
D505,000 S *	5/2005	Schoenborn et al. ....	D2/969
D506,599 S *	6/2005	Matis .....	D2/969
D546,044 S *	7/2007	Matis et al. ....	D2/969
D547,936 S *	8/2007	Masullo .....	D2/969
D550,442 S *	9/2007	Matis et al. ....	D2/969

**OTHER PUBLICATIONS**

Merrell Spring 2005 Catalog, pp. 21, 28, 29.

\* cited by examiner

*Primary Examiner*—Dominic Simone

(74) *Attorney, Agent, or Firm*—Warner Norcross & Judd LLP

(57) **CLAIM**

The ornamental design for footwear upper, as shown and described.

**DESCRIPTION**

FIG. 1 is a perspective view of the footwear upper embodying the new design;

FIG. 2 is a top view thereof;

FIG. 3 is a right side view thereof;

FIG. 4 is a left side view thereof;

FIG. 5 is a front view thereof; and,

FIG. 6 is a rear view thereof.

FIGS. 1-6 show features of an article of footwear in phantom lines. These features are shown for environmental purposes and do not form any part of the claimed design. Further, the phantom lines immediately adjacent the solid-line portions of the design form the boundary of the design, with the phantom lines forming no part of the claimed design.

**1 Claim, 4 Drawing Sheets**



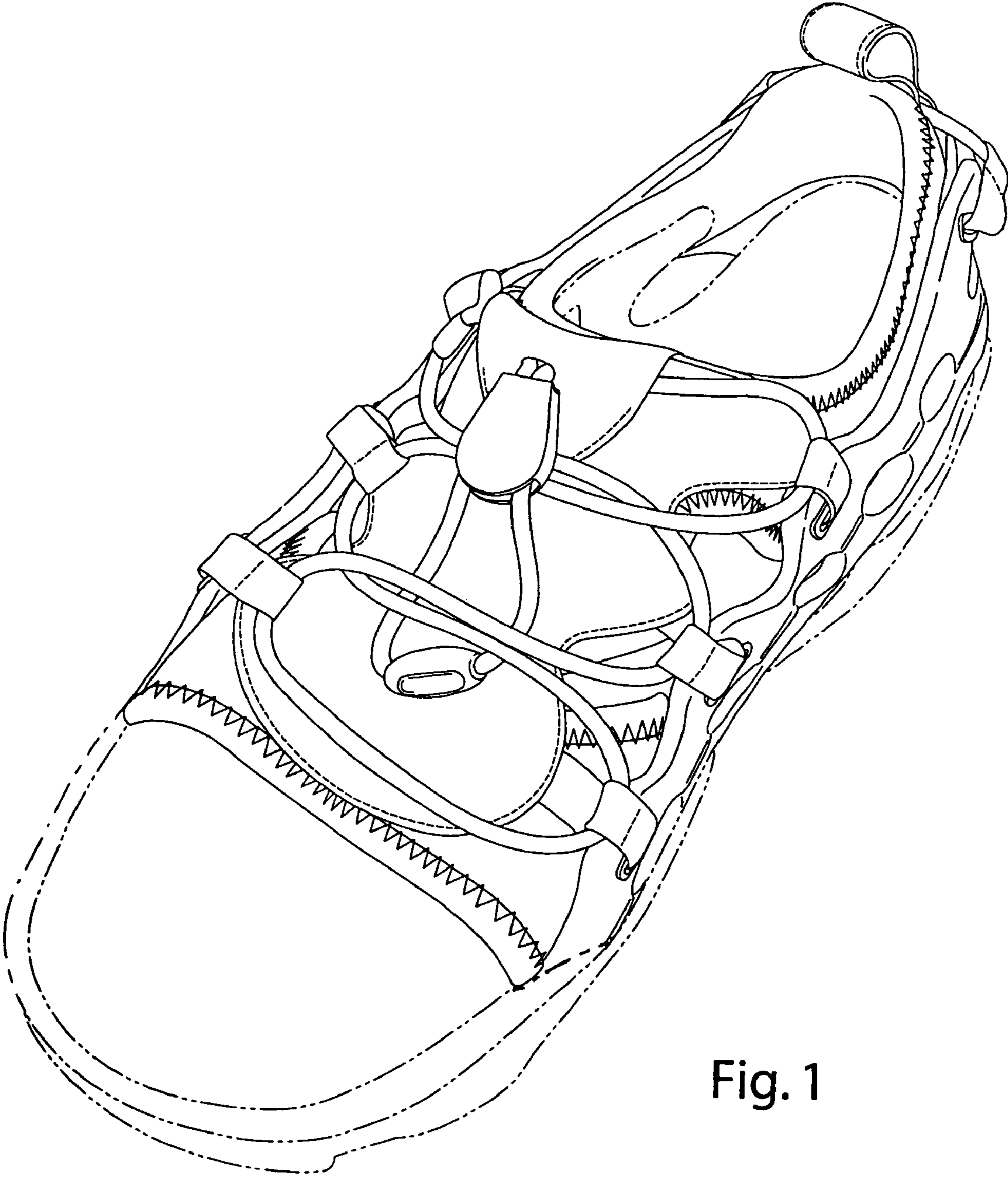


Fig. 1

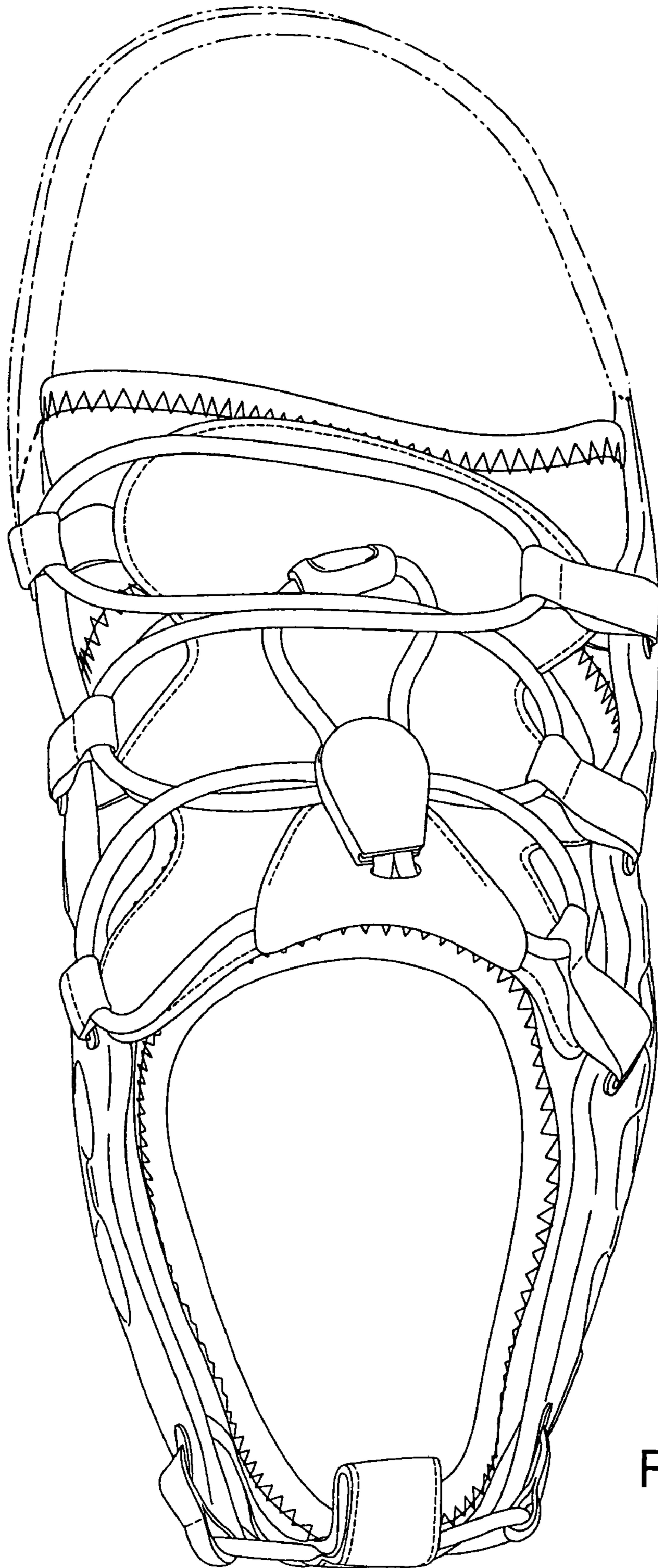


Fig. 2






Fig. 3




Fig. 4




Fig. 5

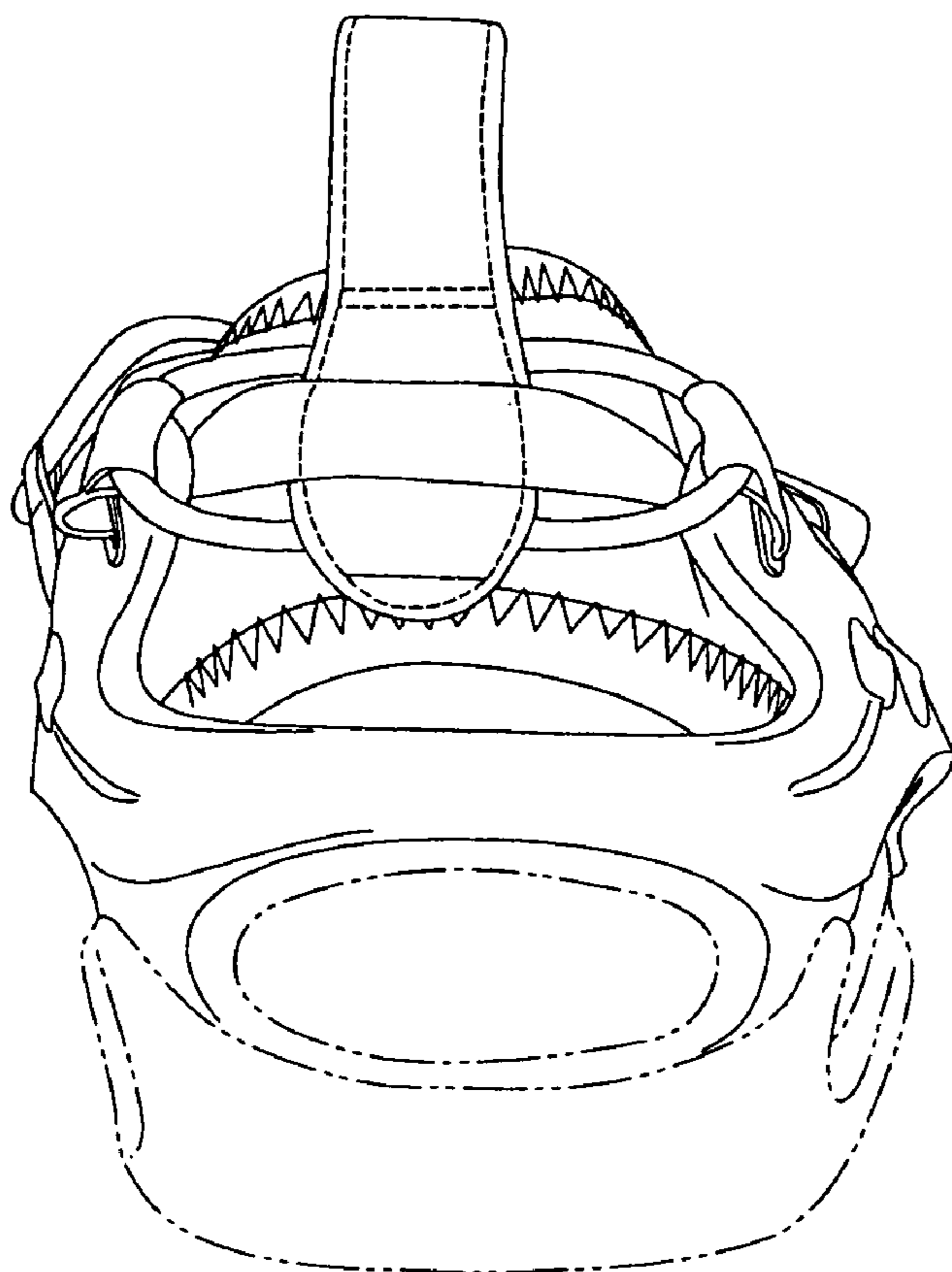


Fig. 6