

US00D570076S

(12) **United States Design Patent**
Roper

(10) **Patent No.:** **US D570,076 S**

(45) **Date of Patent:** **** Jun. 3, 2008**

(54) **MESSAGING DEVICE**

(76) Inventor: **William Roper**, 732 N. Clovis Ave.,
#111, Clovis, CA (US) 93611

(**) Term: **14 Years**

(21) Appl. No.: **29/256,682**

(22) Filed: **Mar. 23, 2006**

(51) **LOC (8) Cl.** **02-05**

(52) **U.S. Cl.** **D2/508**

(58) **Field of Classification Search** D2/741,
D2/823, 853, 610; 2/88, 270; D11/137,
D11/162; D99/25; 40/124.11, 124.1, 124.9;
428/54, 126

See application file for complete search history.

(56) **References Cited**

U.S. PATENT DOCUMENTS

D279,727	S	*	7/1985	Mitchell	D2/508
4,724,548	A	*	2/1988	London	2/338
D335,503	S	*	5/1993	Germeroth	D19/8
D377,815	S	*	2/1997	Deprima	D21/623
D396,055	S	*	7/1998	Ritchey	D19/29
D460,481	S	*	7/2002	Gravino	D19/6
D513,654	S	*	1/2006	Roper	D2/508
D527,171	S	*	8/2006	Frederick	D2/862
D546,384	S	*	7/2007	Connors	D19/8
2003/0150149	A1	*	8/2003	Quick	40/725

OTHER PUBLICATIONS

Hugs LLC, Accessed Mar. 25, 2008, "apersonalhug.com".*

* cited by examiner

Primary Examiner—Ian Simmons

Assistant Examiner—Melanie Levy

(74) *Attorney, Agent, or Firm*—Jeremy D. Clar

(57) **CLAIM**

The ornamental design for a messaging device, as shown and described.

DESCRIPTION

FIG. 1 is a front perspective view of the messaging device as shown in use.

FIG. 2 is a rear perspective view of the messaging device of FIG. 1 as shown in use.

FIG. 3 is a front side elevational view of the messaging device of FIG. 1.

FIG. 4 is a rear side elevational view of the messaging device of FIG. 1.

FIG. 5 is a top plan view of the messaging device of FIG. 1.


FIG. 6 is a bottom plan view of the messaging device of FIG. 1.

FIG. 7 is a left side elevational view of the messaging device of FIG. 1; and,

FIG. 8 is a right side elevational view of the messaging device of FIG. 1.

The broken lines in the figures are for illustrative purposes only and form no part of the claimed design.

1 Claim, 3 Drawing Sheets



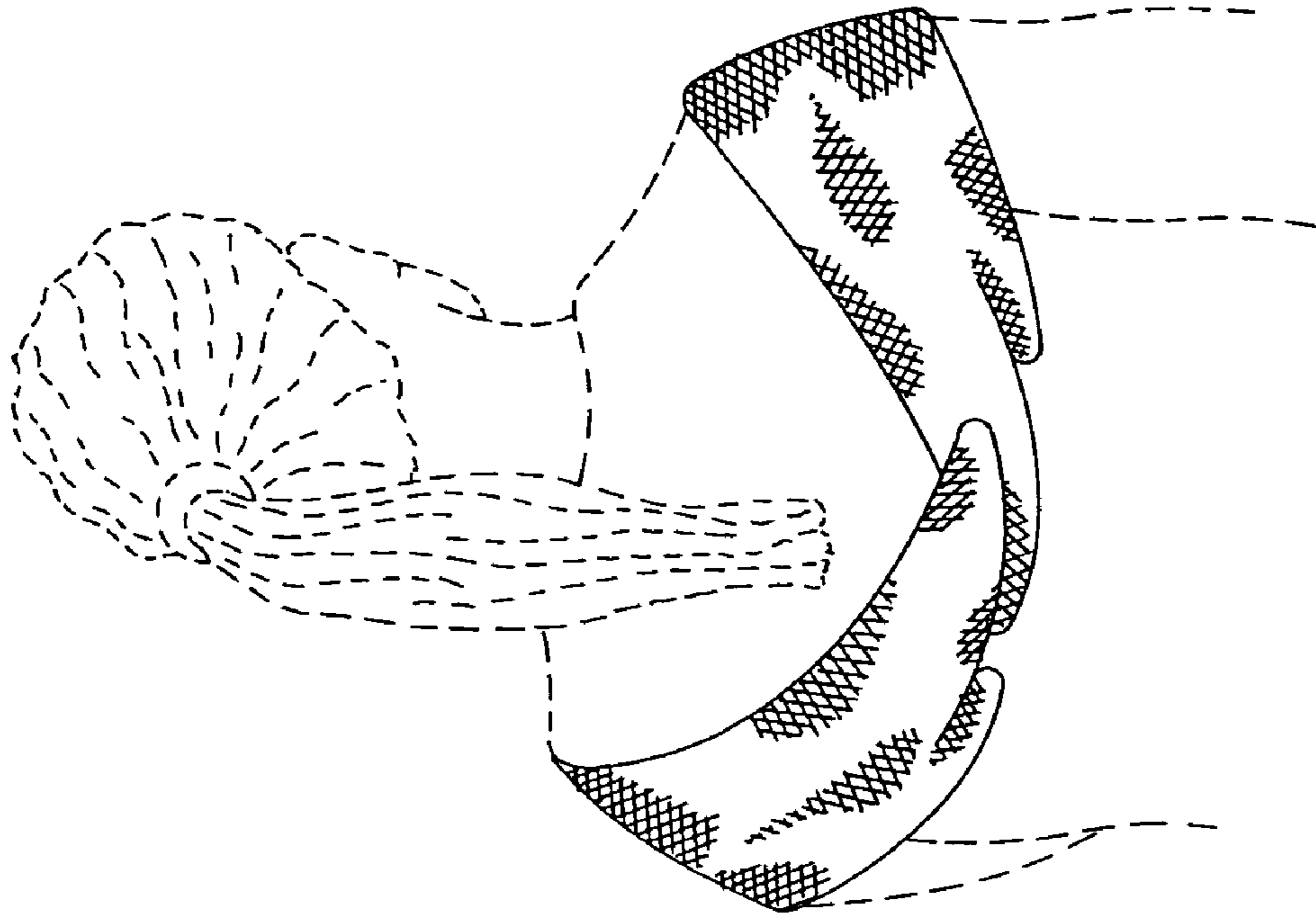


FIG. 2

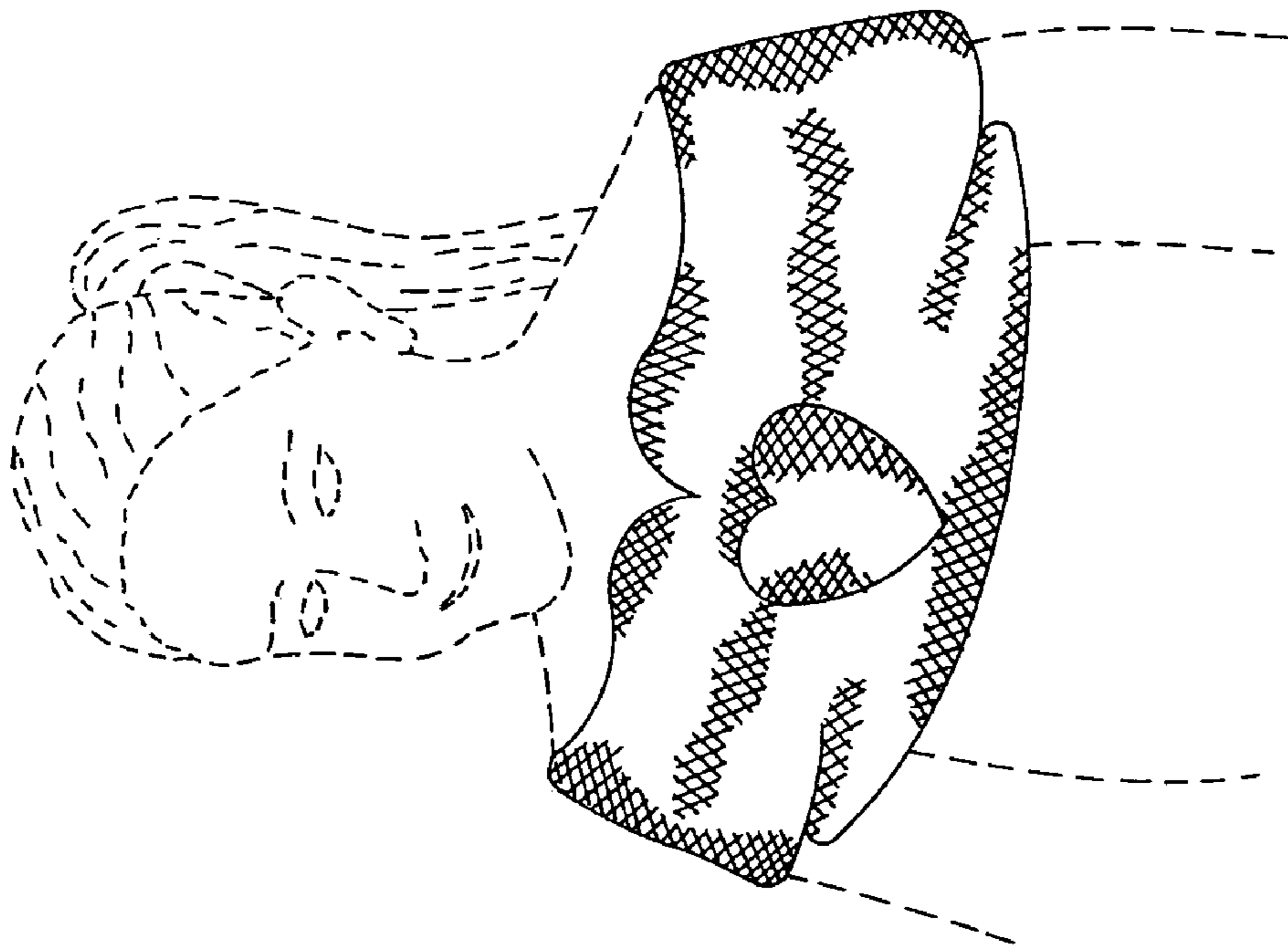


FIG. 1

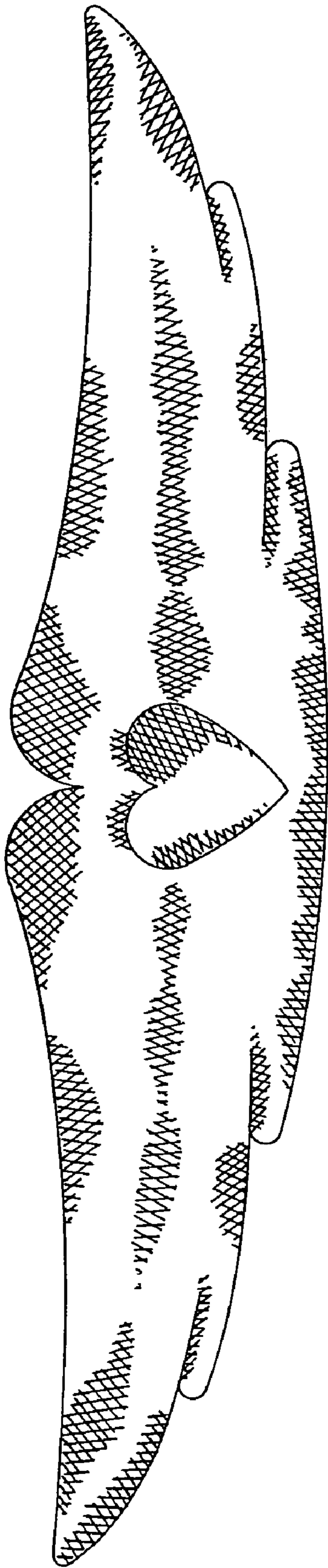


FIG. 3




FIG. 4



FIG. 5



FIG. 6



FIG. 7



FIG. 8