

US00D570062S

(12) **United States Design Patent**  
**Berryman**

(10) **Patent No.:** **US D570,062 S**

(45) **Date of Patent:** **\*\* May 27, 2008**

(54) **CLEANING SPONGE**

(75) Inventor: **Paul Berryman**, Pitstone (GB)

(73) Assignee: **Visorvision Ltd.** (GB)

(\*\*) Term: **14 Years**

(21) Appl. No.: **29/247,380**

(22) Filed: **Jun. 14, 2006**

(51) **LOC (8) Cl.** ..... **07-05**

(52) **U.S. Cl.** ..... **D32/40**

(58) **Field of Classification Search** ..... D32/40-43;  
D4/137; 206/209; 15/244.1-244.4, 118,  
15/104.94

See application file for complete search history.

(56) **References Cited**

**U.S. PATENT DOCUMENTS**

2,719,313	A *	10/1955	Smith	.....	15/118
3,570,036	A *	3/1971	Gilchrist et al.	.....	15/104.94
3,611,468	A *	10/1971	Michael	.....	15/104.93
4,813,094	A *	3/1989	Krotine	.....	15/244.1
4,864,677	A *	9/1989	Levy	.....	15/210.1
4,866,806	A *	9/1989	Bedford	.....	15/104.94
D340,079	S *	10/1993	Aaldenberg	.....	D19/90

D340,558	S *	10/1993	Winters	.....	D32/40
D392,079	S *	3/1998	Omerza	.....	D32/52
D406,426	S *	3/1999	Henrie	.....	D32/51
5,987,694	A *	11/1999	Large	.....	15/244.1
6,276,023	B1 *	8/2001	Grundy	.....	15/244.1
D476,785	S *	7/2003	Chezzi	.....	D32/40

\* cited by examiner

*Primary Examiner*—Pamela J. Burgess

(74) *Attorney, Agent, or Firm*—Hayes Soloway P.C.

(57) **CLAIM**

The ornamental design for a cleaning sponge, as shown and described.

**DESCRIPTION**

FIG. 1 is a perspective view of a cleaning sponge showing my design;

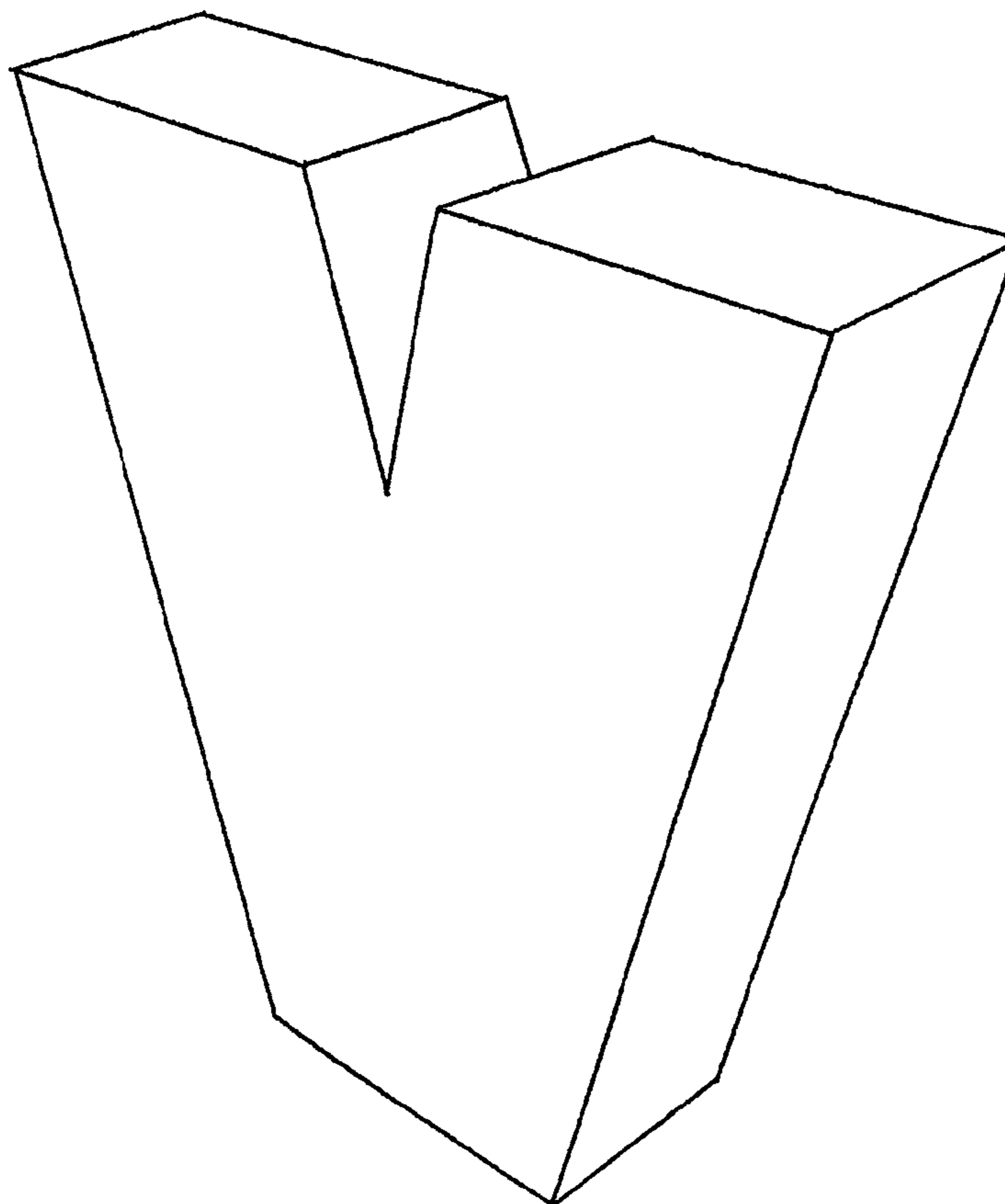
FIG. 2 is a side elevational view thereof;

FIG. 3 is a left side view thereof, the right side being a mirror image thereof;

FIG. 4 is a top plan view thereof; and,

FIG. 5 is a bottom plan view thereof.

**1 Claim, 2 Drawing Sheets**



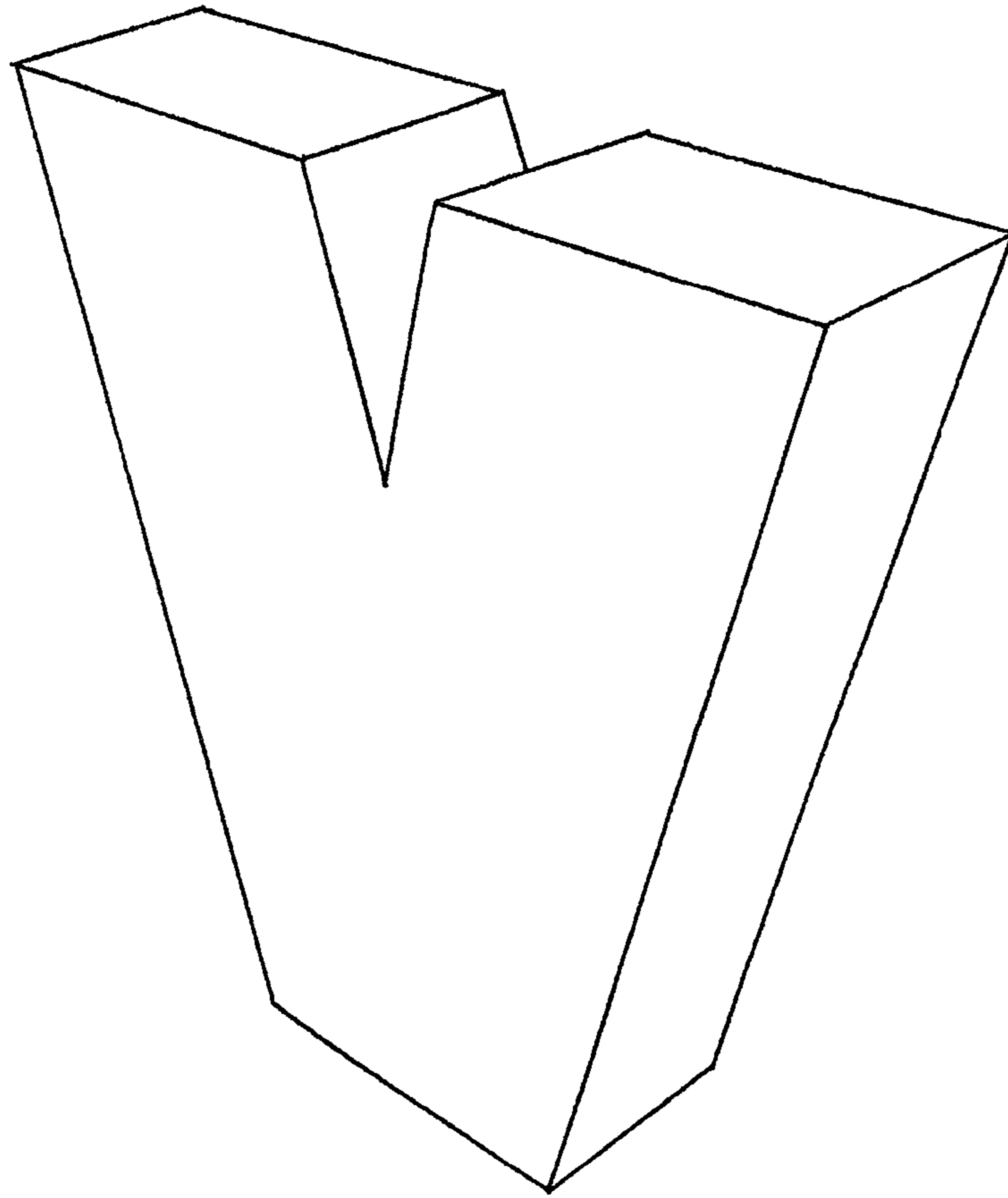


FIG. 1




FIG. 5

FIG. 4




FIG. 2

FIG. 3