



US00D570056S

(12) **United States Design Patent** (10) **Patent No.:** **US D570,056 S**  
**Metcalf** (45) **Date of Patent:** **\*\* May 27, 2008**

(54) **GOLF GLOVE**

*Primary Examiner*—Robert A Delehanty

(76) Inventor: **Donald L Metcalf**, 7113 S. Placita del Campo, Tucson, AZ (US) 85746

(57) **CLAIM**

(\*\*) Term: **14 Years**

The ornamental design for a golf glove, as shown and described.

(21) Appl. No.: **29/288,269**

**DESCRIPTION**

(22) Filed: **Jun. 6, 2007**

(51) **LOC (8) Cl.** ..... **29-02**

(52) **U.S. Cl.** ..... **D29/123**

(58) **Field of Classification Search** ..... D2/610,  
D2/612, 614–623; D29/113, 116.2, 117.1–119,  
D29/123; 2/16, 159, 161.1–161.8, 162, 198;  
D24/190; D28/63; D32/42–43  
See application file for complete search history.

FIG. 1 is a perspective view of the bottom portion of a golf glove embodying my new design;

FIG. 2 is a bottom elevated view thereof;

FIG. 3 is a top elevated view with a tab between the 2<sup>nd</sup> and 3<sup>rd</sup> fingers according to the present invention to assist in removing the golf glove thereof;

FIG. 4 is a side elevated view thereof; and,

FIG. 5 is an opposite side elevated view thereof.

The broken lines of FIGS. 1–5 showing the glove body and finger casings are for illustrative purposes only and form no part of the claimed design. Any showing of color contrast in FIGS. 1–5 is for illustrative purposes only and forms no part of the claimed design.

(56) **References Cited**

**U.S. PATENT DOCUMENTS**

D130,978 S \* 12/1941 Morrison ..... D29/113  
2,975,429 A \* 3/1961 Newman ..... 2/161.2  
2006/0150356 A1 \* 7/2006 Tayler et al. .... 15/227

\* cited by examiner

**1 Claim, 4 Drawing Sheets**

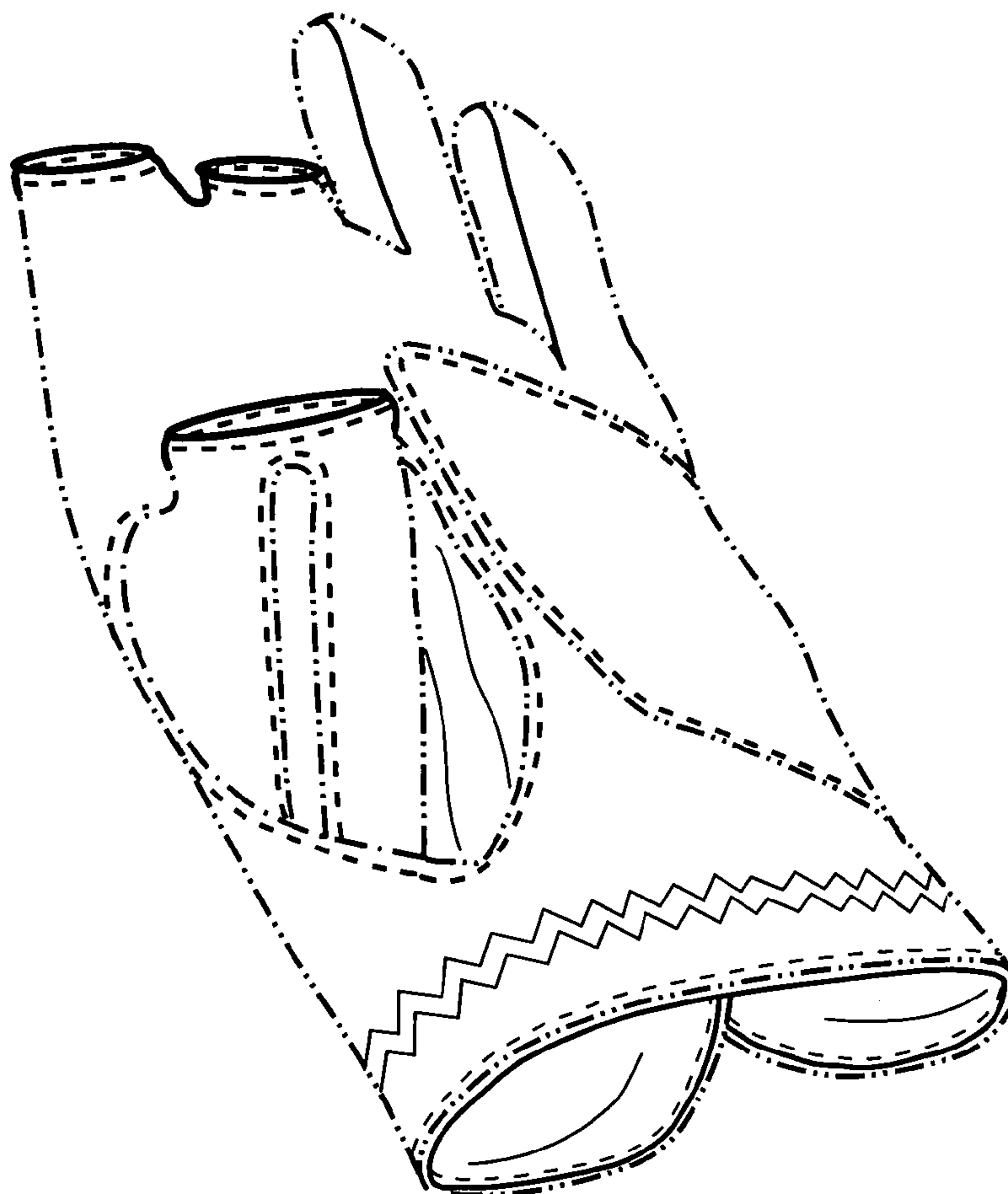


FIG. 1

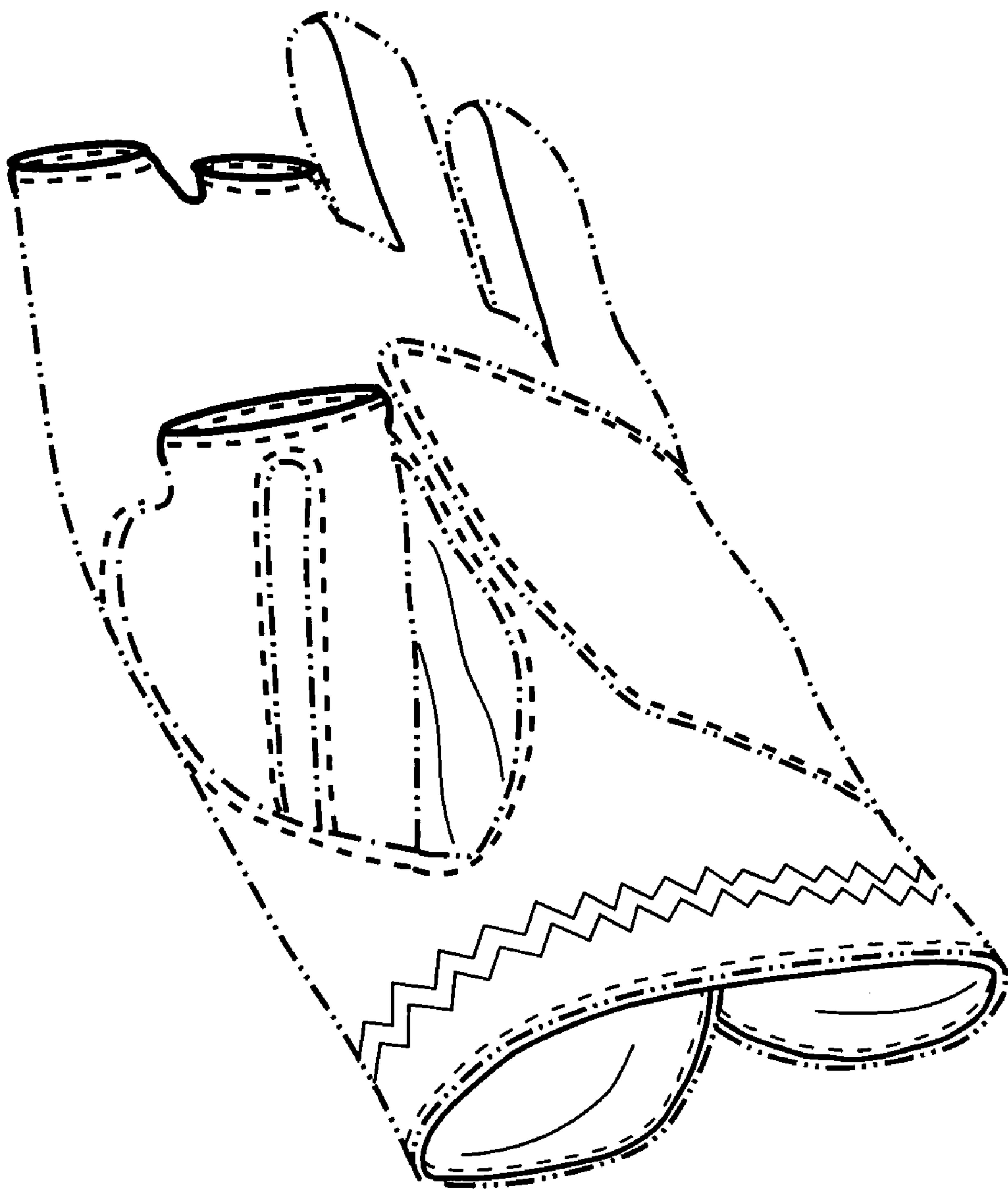


FIG. 2

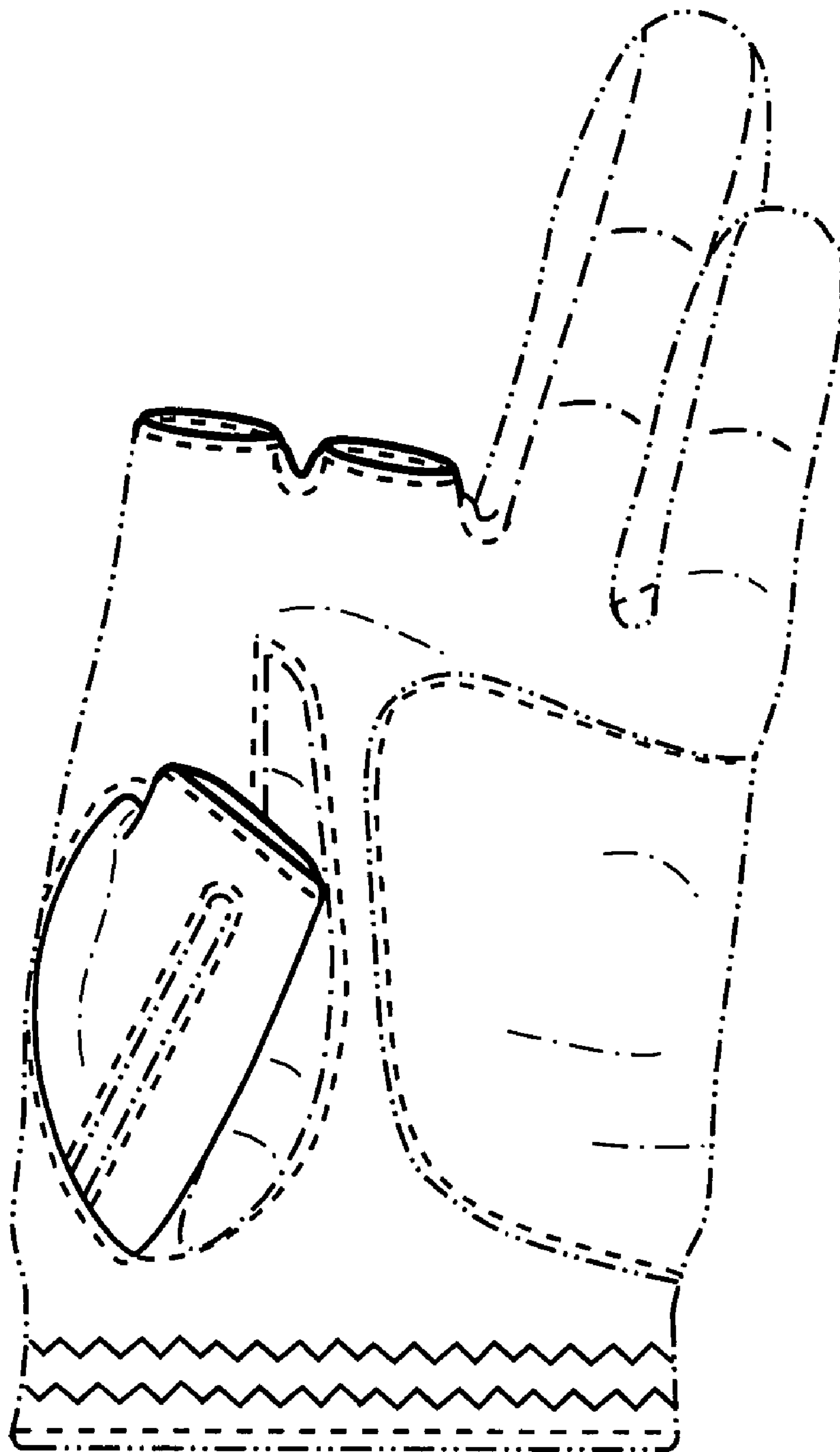


FIG. 3

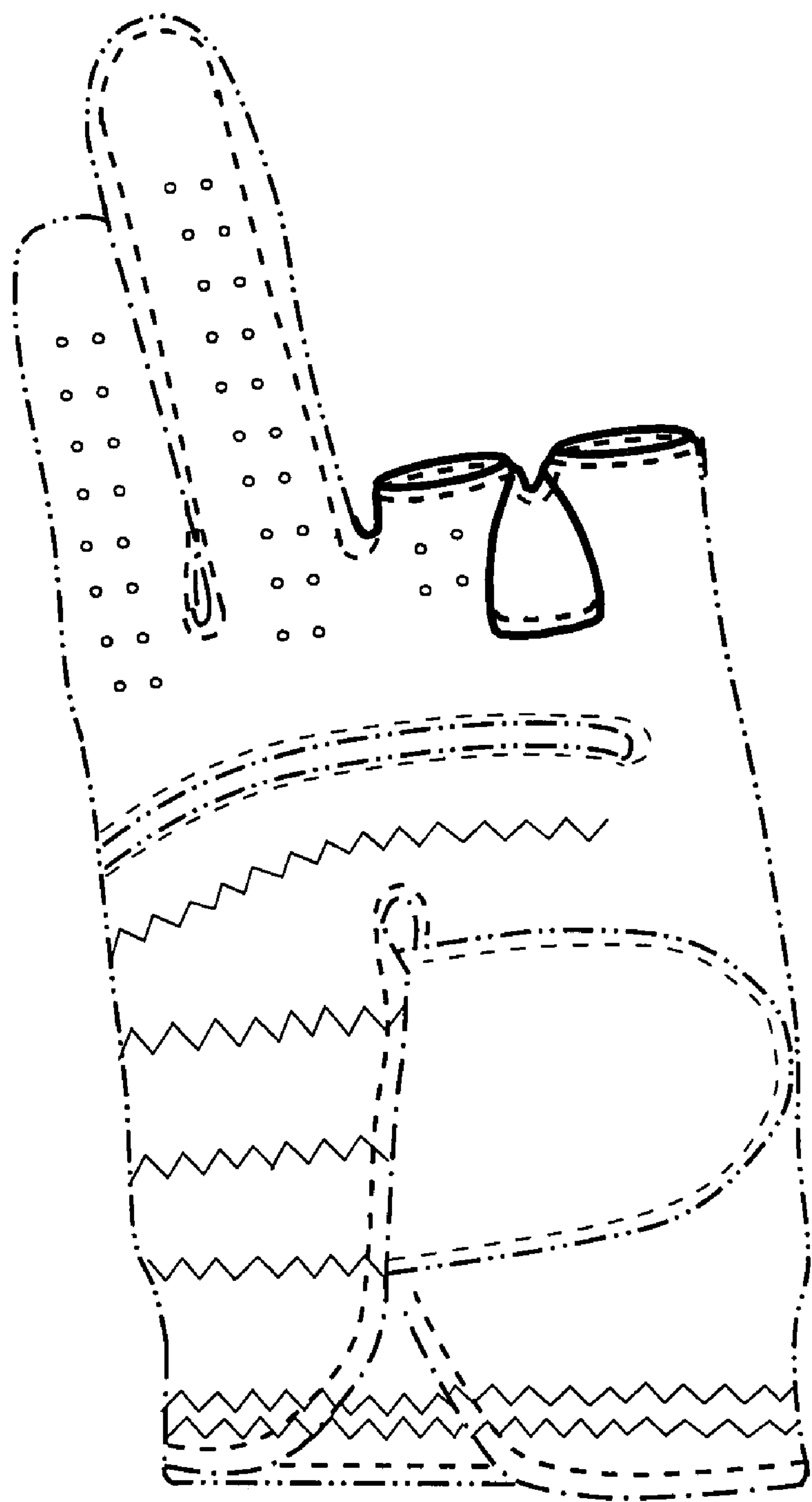


FIG. 4




FIG. 5

