



US00D570041S

(12) **United States Design Patent**
Smith

(10) **Patent No.:** **US D570,041 S**

(45) **Date of Patent:** **** May 27, 2008**

(54) **CIGAR CUTTING TOOL**

(76) Inventor: **Andrew Smith**, 32 Shore Rd., Pascoag,
RI (US) 02859

(**) Term: **14 Years**

(21) Appl. No.: **29/298,069**

(22) Filed: **Nov. 28, 2007**

(51) **LOC (8) Cl.** **27-99**

(52) **U.S. Cl.** **D27/195**

(58) **Field of Classification Search** D27/194,
D27/195; 131/248-255; 30/109-113
See application file for complete search history.

(56) **References Cited**

U.S. PATENT DOCUMENTS

1,336,724	A *	4/1920	Berberich	30/113
D223,879	S *	6/1972	Chernack	D27/194
D392,409	S *	3/1998	Davidoski	D27/195
5,765,569	A *	6/1998	Kemanjian	131/248
D414,893	S *	10/1999	Moore	D27/195
D417,525	S *	12/1999	Brushett	D27/195
D420,762	S *	2/2000	Harrington	D27/195

* cited by examiner

Primary Examiner—Jennifer Rivard

(74) *Attorney, Agent, or Firm*—Francis Marino

(57) **CLAIM**

The ornamental design for a cigar cutting tool, as shown and described.

DESCRIPTION

FIG. 1 is a perspective view of a cigar cutting tool according to my new design;

FIG. 2 is a left side elevation view of the tool of FIG. 1 (the right side view being a mirror image thereof);

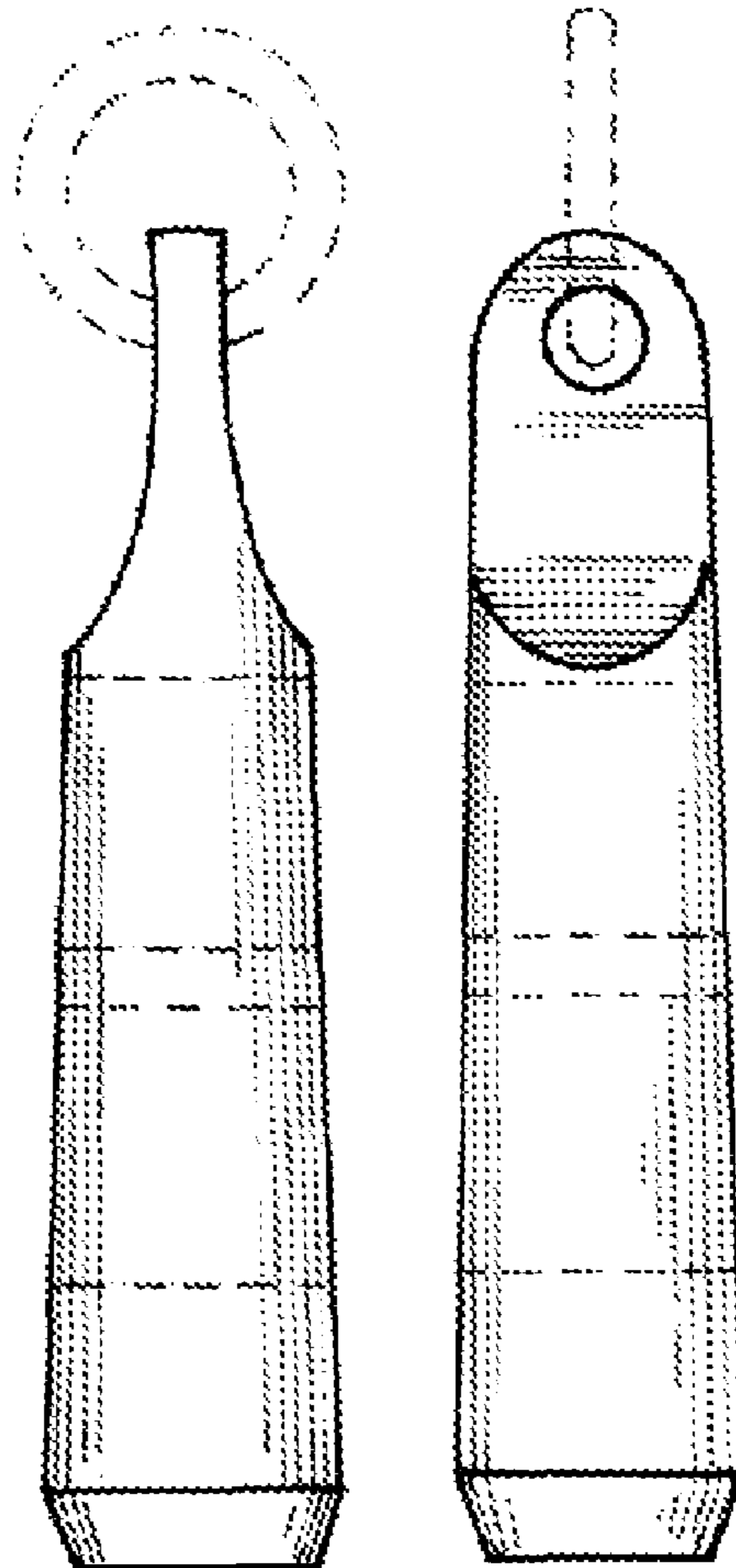
FIG. 3 is a front elevation view of the tool of FIG. 1 (the rear view being a mirror image thereof);

FIG. 4 is a top plan view of the tool of FIG. 1; and,

FIG. 5 is a bottom plan view of the tool of FIG. 1.

The broken lines are shown for illustrative purposes only and form no part of the claimed design.

1 Claim, 1 Drawing Sheet



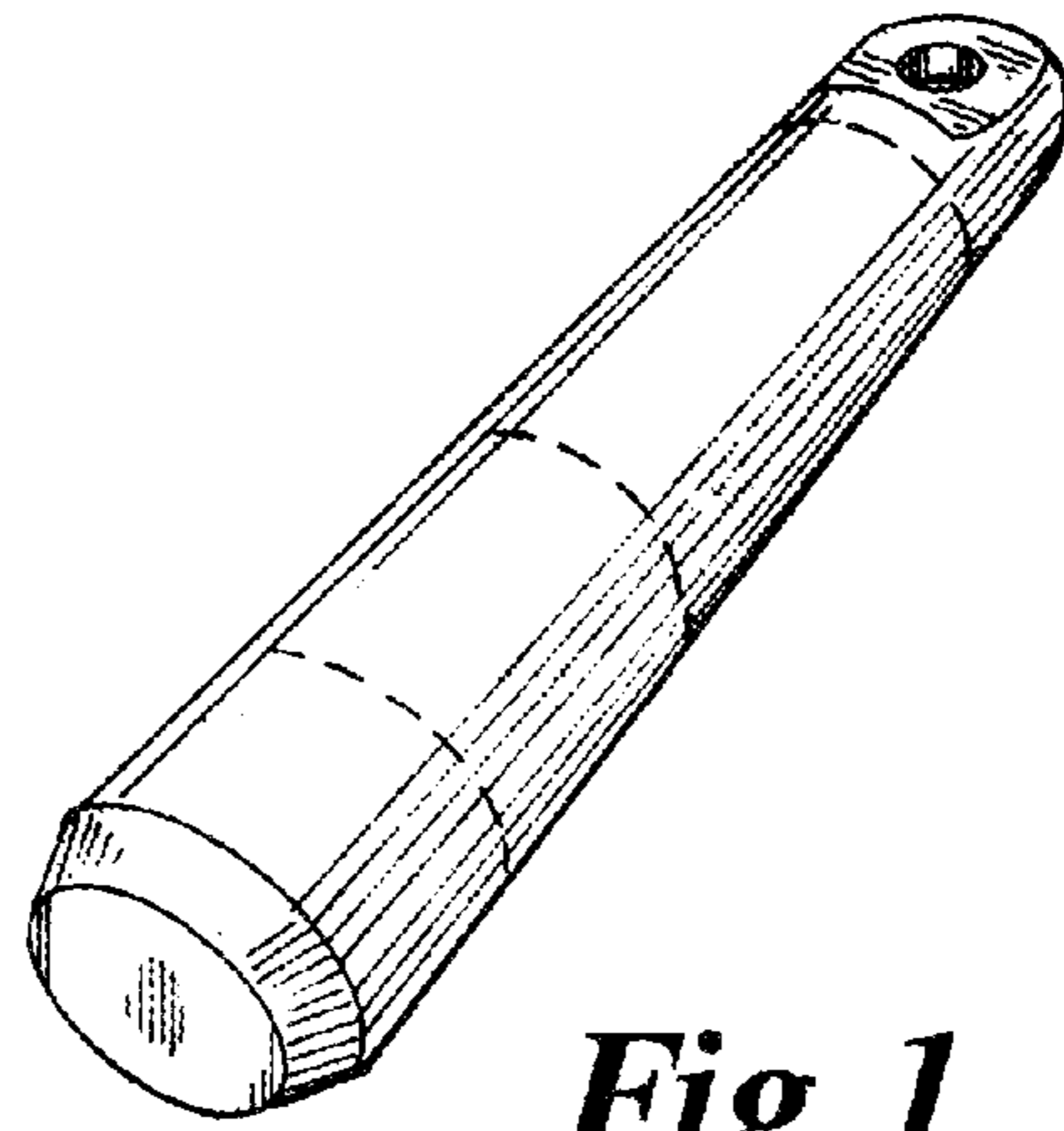


Fig. 1

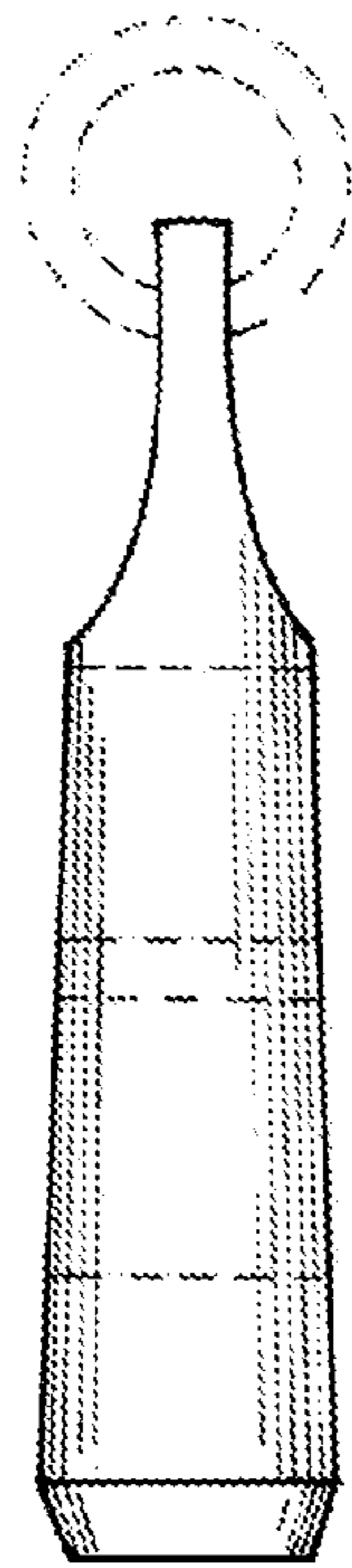


Fig. 2

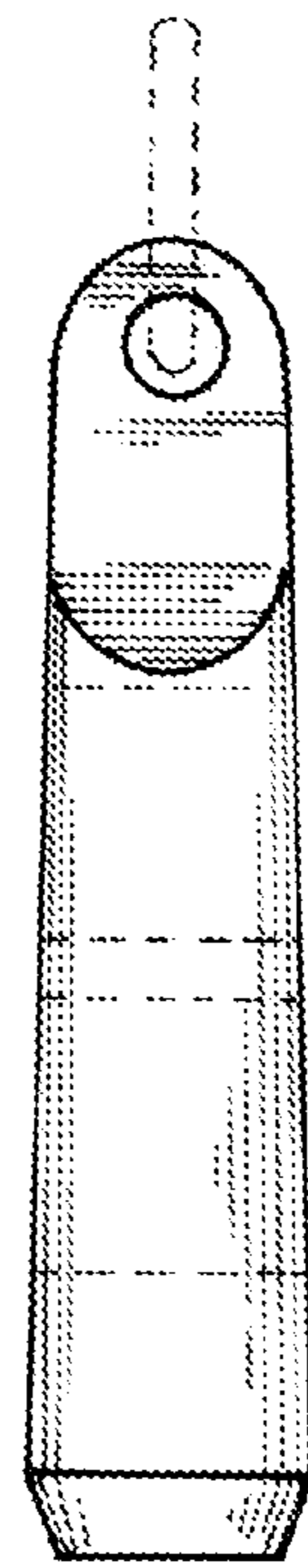


Fig. 3

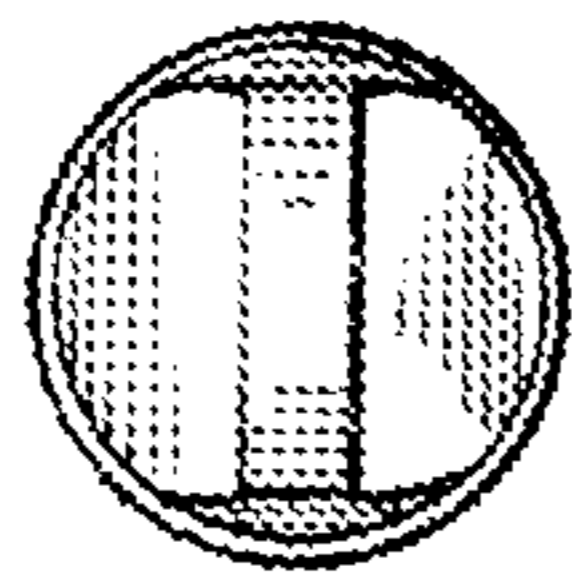


Fig. 4

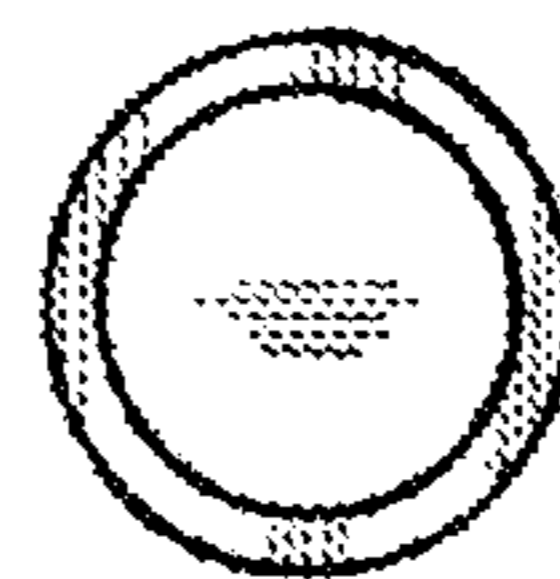


Fig. 5