



US00D570004S

(12) **United States Design Patent**
Hawkins et al.

(10) **Patent No.:** **US D570,004 S**
(45) **Date of Patent:** **** May 27, 2008**

(54) **LIGHT DISPLAY FIXTURE**

(75) Inventors: **Laura L. Hawkins**, Minneapolis, MN (US); **Donna L. Lein**, Centerville, MN (US)

(73) Assignee: **Target Brands, Inc.**, Minneapolis, MN (US)

(**) Term: **14 Years**

(21) Appl. No.: **29/264,602**

(22) Filed: **Aug. 11, 2006**

(51) **LOC (8) Cl.** **26-04**

(52) **U.S. Cl.** **D26/25; D26/80**

(58) **Field of Classification Search** D26/1, D26/25, 72, 80; 362/145, 152, 252, 249, 362/559, 576; 313/1

See application file for complete search history.

(56) **References Cited**

U.S. PATENT DOCUMENTS

D188,412 S *	7/1960	Dempsey	D26/104
3,504,172 A	3/1970	Liberman		
3,539,801 A *	11/1970	Bobrick	362/297
D220,580 S *	4/1971	Edenberg	D26/80
3,737,646 A	6/1973	Burrows		
D234,621 S *	3/1975	Muller	D26/80
4,259,709 A	3/1981	Eddings		
4,577,264 A	3/1986	Plumly		
4,775,921 A	10/1988	Foley		
5,142,460 A	8/1992	McAtee		
5,213,409 A	5/1993	Fisher		
5,513,081 A	4/1996	Byers		
6,070,991 A	6/2000	Rumpel		
6,072,171 A *	6/2000	Nakamura et al.	250/216

D441,884 S *	5/2001	Moriyama et al.	D26/25
6,318,886 B1 *	11/2001	Stopa et al.	362/555
6,371,637 B1 *	4/2002	Atchinson et al.	362/555
6,832,842 B2	12/2004	Sullivan		
D513,082 S *	12/2005	Hoshikawa et al.	D26/25
D537,186 S *	2/2007	Weddell	D26/80
2005/0141237 A1 *	6/2005	Goto	362/555

OTHER PUBLICATIONS

Photographs A and B of a Christmas light fixture on display at least as early as Sep. 18, 2005 (2 pgs.).

* cited by examiner

Primary Examiner—Clare E Hefflin

(74) *Attorney, Agent, or Firm*—Ingrassia Fisher & Lorenz, P.C.

(57) **CLAIM**

The ornamental design for a light display fixture, as shown and described.

DESCRIPTION

FIG. 1 is a perspective view of a light display fixture showing our new design;

FIG. 2 is a front view thereof

FIG. 3 is a rear view thereof;

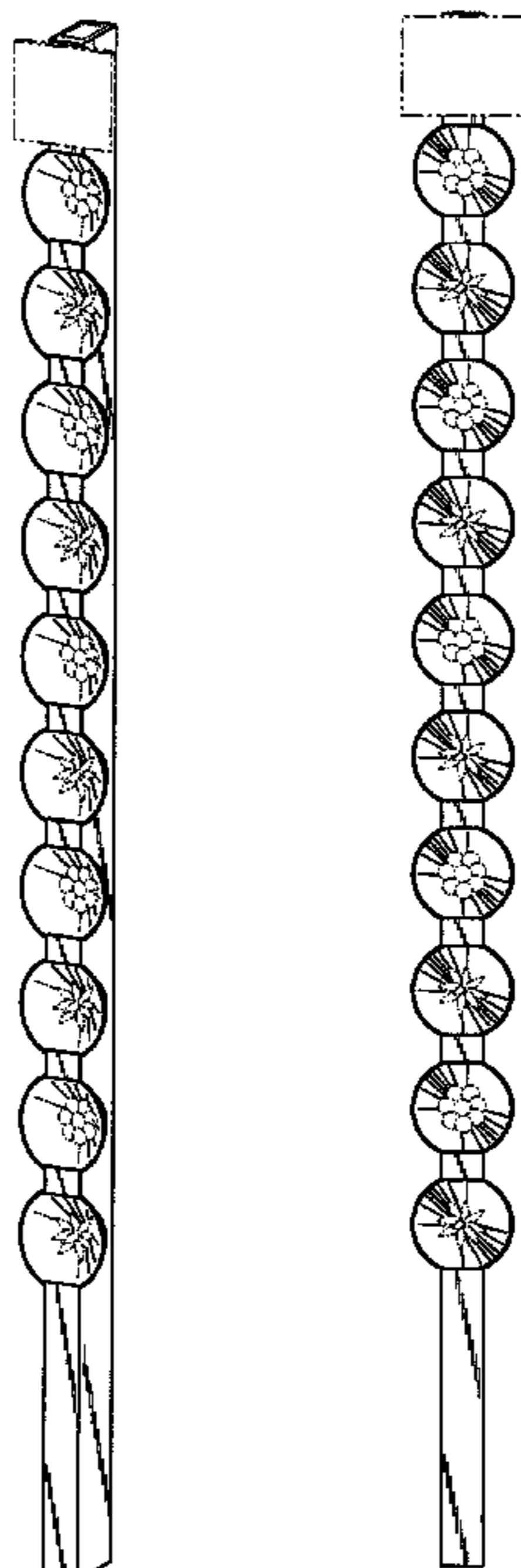
FIG. 4 is a right side view thereof, the left side view being a mirror image;

FIG. 5 is a top view thereof; and,

FIG. 6 is a bottom view thereof.

The broken lines shown in the figures are for illustrative purposes only and form no part of the claimed design.

1 Claim, 3 Drawing Sheets



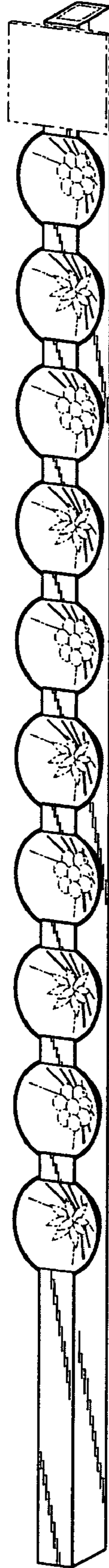


Fig. 1

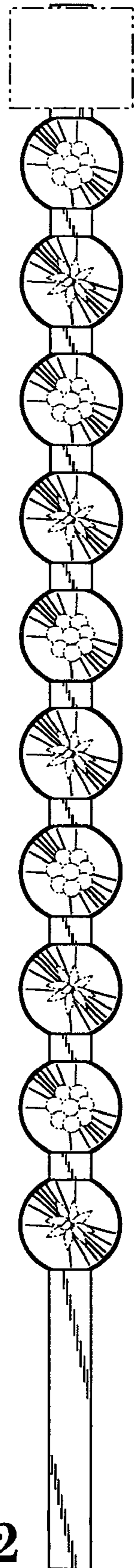


Fig. 2

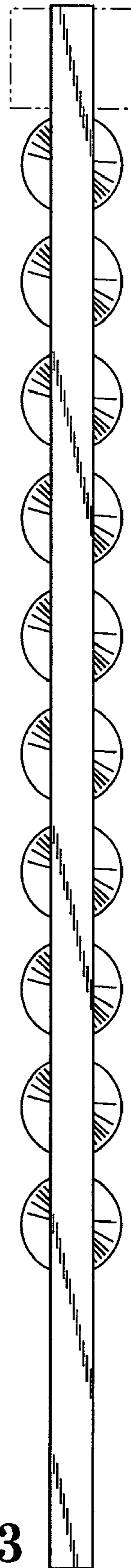


Fig. 3

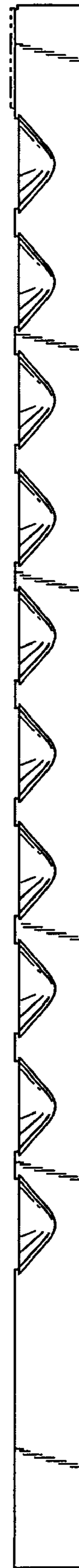


Fig. 4

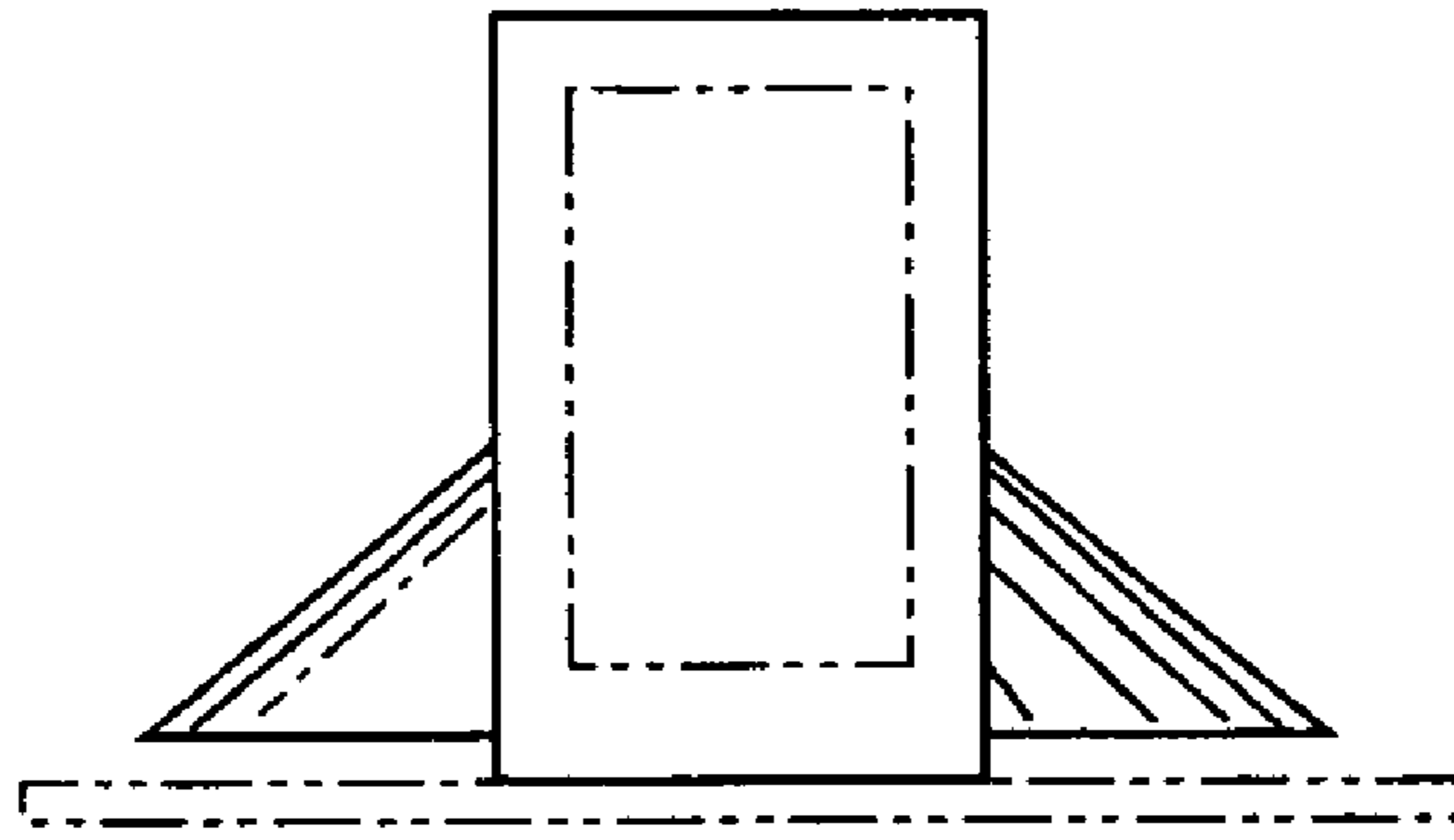


Fig. 5

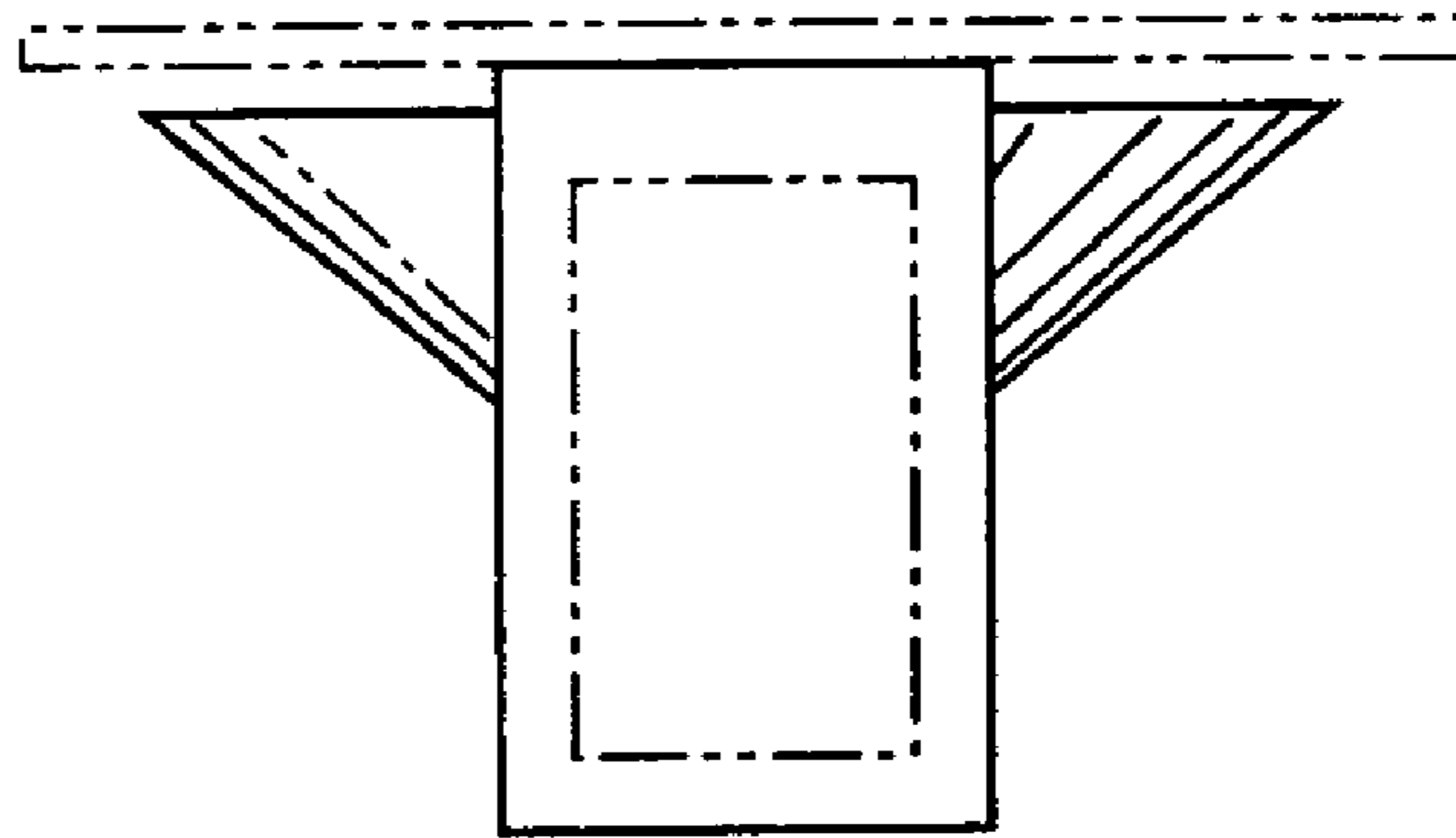


Fig. 6