



US00D569964S

(12) **United States Design Patent**
Ertze

(10) **Patent No.:** **US D569,964 S**
(45) **Date of Patent:** **** May 27, 2008**

- (54) **CEILING FAN BLADE HOLDER**
- (75) Inventor: **Pablo J. Ertze**, Ontario (CA)
- (73) Assignee: **Air Cool Industrial Co., Ltd.**,
Taichung (TW)
- (**) Term: **14 Years**
- (21) Appl. No.: **29/291,183**
- (22) Filed: **Aug. 17, 2007**
- (51) **LOC (8) Cl.** **23-04**
- (52) **U.S. Cl.** **D23/411**
- (58) **Field of Classification Search** D23/377,
D23/379, 385, 411, 413; 416/5
See application file for complete search history.

- D483,850 S 12/2003 Tai
- D484,588 S 12/2003 Tai
- D484,969 S 1/2004 Tai
- D485,344 S 1/2004 Tai
- D485,609 S 1/2004 Tai
- D485,611 S 1/2004 Tai
- D485,897 S 1/2004 Tai
- D490,888 S 6/2004 Tai
- D494,705 S 8/2004 Tai
- D501,578 S 2/2005 Tai
- D503,472 S 3/2005 Tai
- D503,473 S 3/2005 Tai
- D503,474 S 3/2005 Tai

(Continued)

(56) **References Cited**
U.S. PATENT DOCUMENTS

- 5,508,484 A 4/1996 Chen
- D396,530 S 7/1998 Tai
- D404,808 S 1/1999 Tai
- D404,809 S 1/1999 Tai
- D405,878 S 2/1999 Tai
- D408,073 S 4/1999 Tai
- D408,074 S 4/1999 Tai
- D408,516 S 4/1999 Tai
- D409,297 S 5/1999 Tai
- 6,059,531 A 5/2000 Tai
- 6,135,618 A 10/2000 Tai
- 6,259,025 B1 7/2001 Tai
- 6,379,116 B1 4/2002 Tai
- D457,947 S 5/2002 Tai
- 6,392,146 B1 5/2002 Tai
- D458,675 S 6/2002 Tai
- D478,381 S 8/2003 Tai
- D480,797 S * 10/2003 Young D23/411
- D481,455 S * 10/2003 Young D23/411
- D483,463 S 12/2003 Tai
- D483,464 S 12/2003 Tai
- D483,465 S 12/2003 Tai
- D483,847 S 12/2003 Tai
- D483,848 S 12/2003 Tai
- D483,849 S 12/2003 Tai

Primary Examiner—Lisa Lichtenstein
(74) *Attorney, Agent, or Firm*—Morrison & Foerster LLP

(57) **CLAIM**

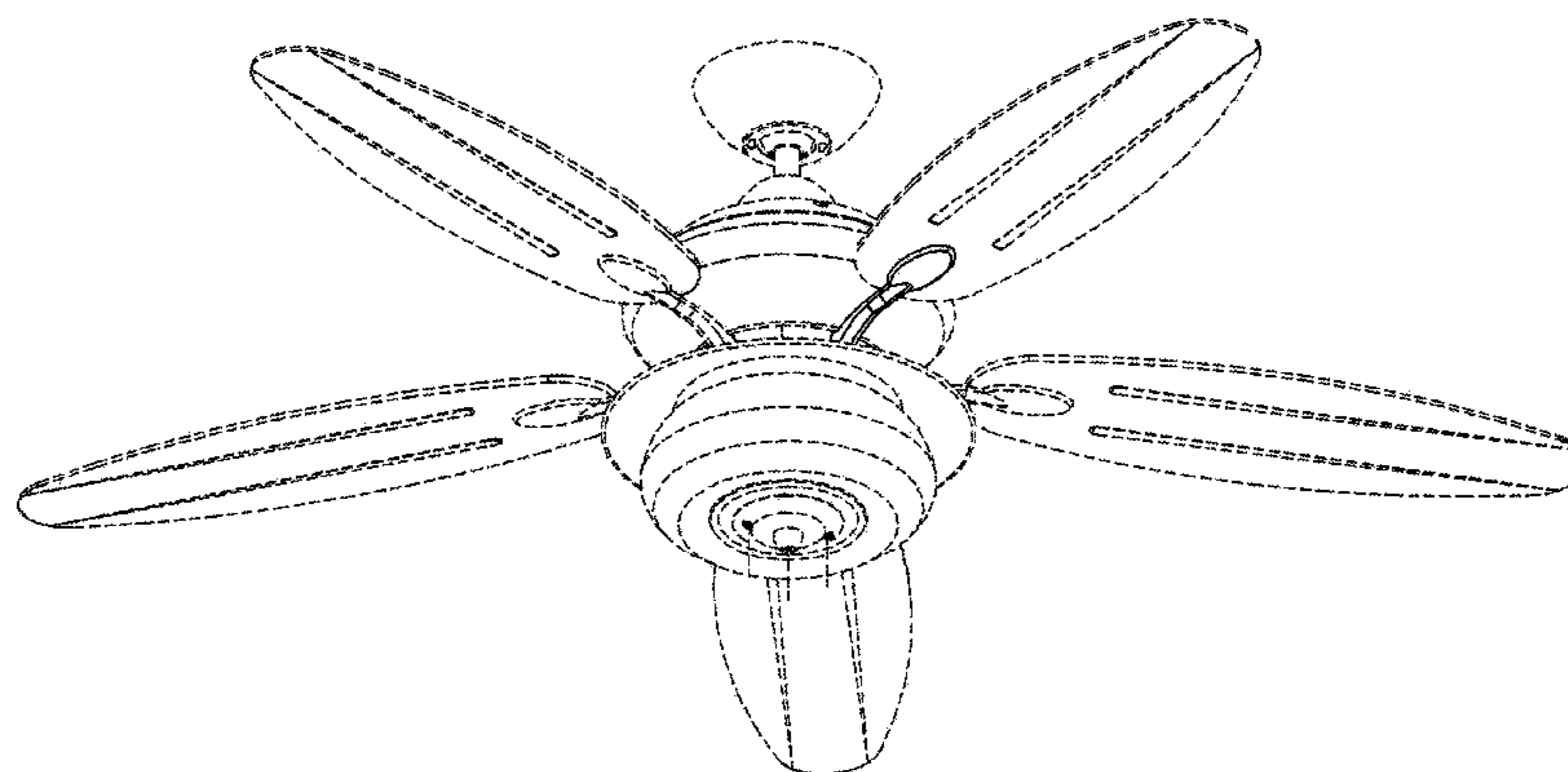
The ornamental design for a ceiling fan blade holder, as shown and described.

DESCRIPTION

FIG. 1 is a perspective view of a ceiling fan blade holder shown in use;
 FIG. 2 is a side view of a blade holder in accordance with the present invention;
 FIG. 3 is a perspective view of the blade holder in accordance with the present invention; and,
 FIG. 4 is a bottom view of the blade holder in accordance with the present invention.

The broken line showing of the ceiling fan blades, other blade irons, motor housing, canopy support rod and light fixture is included for the purpose of illustrating environmental structure and forms no part of the claimed design.

1 Claim, 4 Drawing Sheets



US D569,964 S

Page 2

U.S. PATENT DOCUMENTS

D503,475 S	3/2005	Tai	D533,267 S	12/2006	Pan
D503,476 S	3/2005	Tai	D536,466 S	2/2007	Pan
D503,795 S	4/2005	Tai	D539,896 S	4/2007	Pan
D504,173 S	4/2005	Cohen	D541,409 S	4/2007	Ertze
D505,197 S	5/2005	Tai	D541,410 S	4/2007	Ertze
D505,724 S	5/2005	Tai	D543,268 S	5/2007	Ertze
D507,644 S	7/2005	Tai	D543,302 S	5/2007	Ertze
D507,830 S	7/2005	Pan	D545,422 S	6/2007	Glasbrenner
D518,567 S *	4/2006	Hidalgo D23/411	D546,439 S	7/2007	Glasbrenner
D530,811 S	10/2006	Ertze	D546,936 S	7/2007	Ertze
D531,722 S	11/2006	Ertze	D547,435 S	7/2007	Lee
D532,901 S	11/2006	Ertze	D547,857 S	7/2007	Lee

* cited by examiner

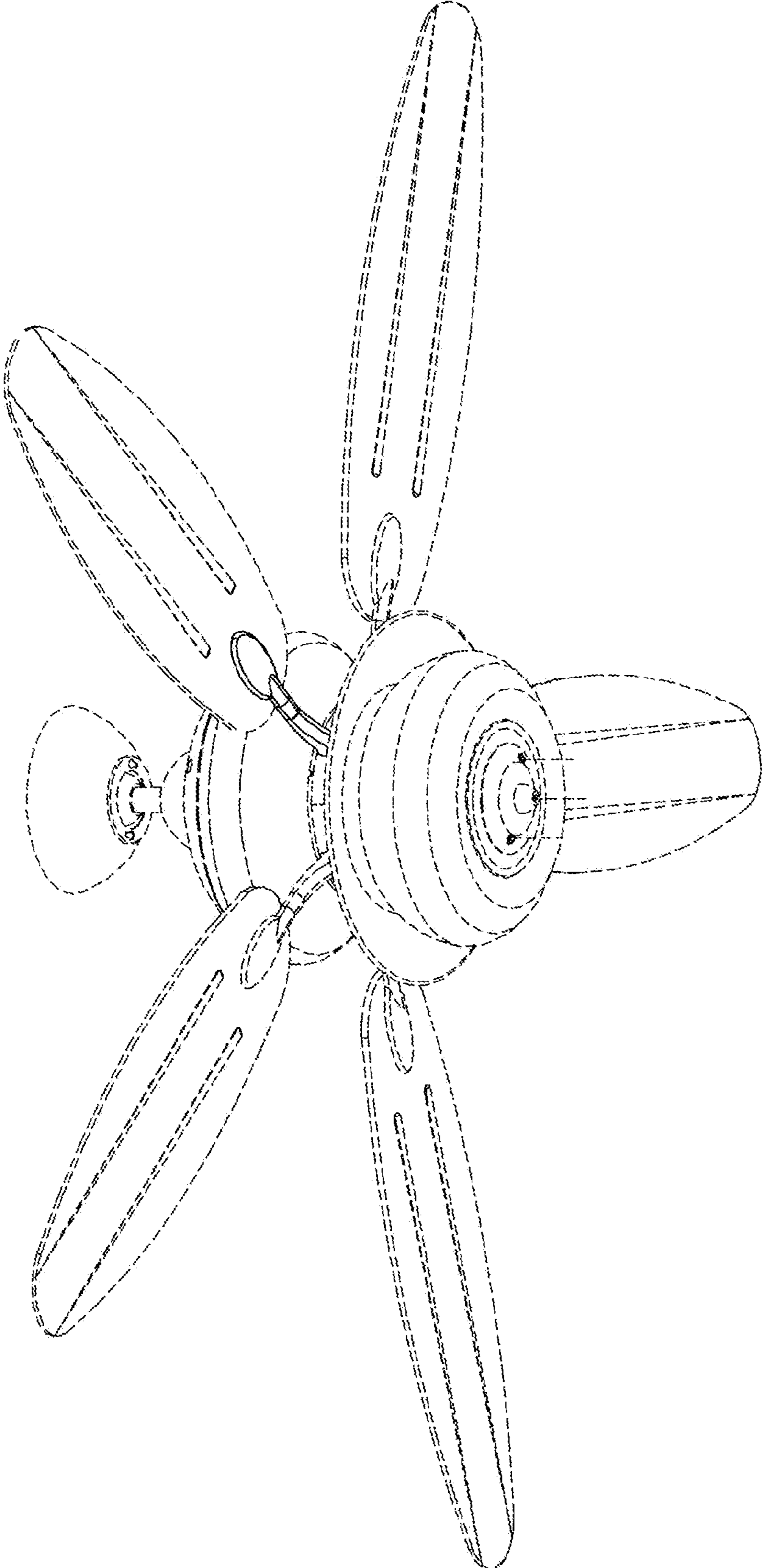


FIG. 1

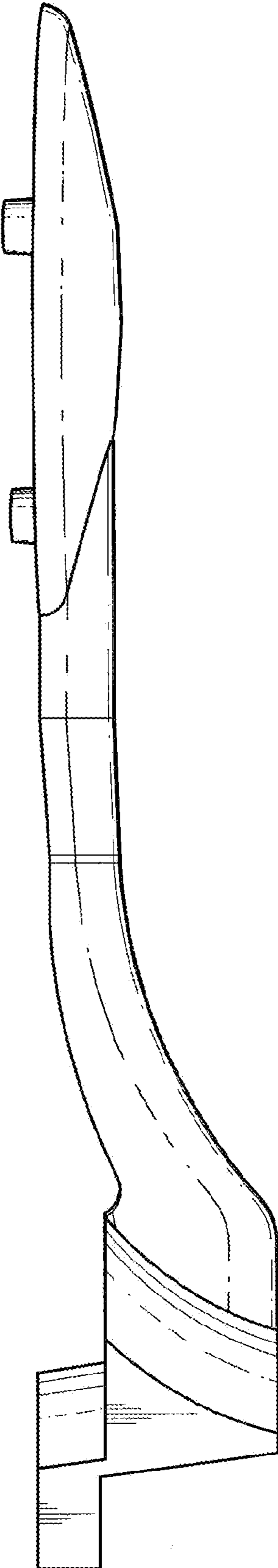


FIG. 2

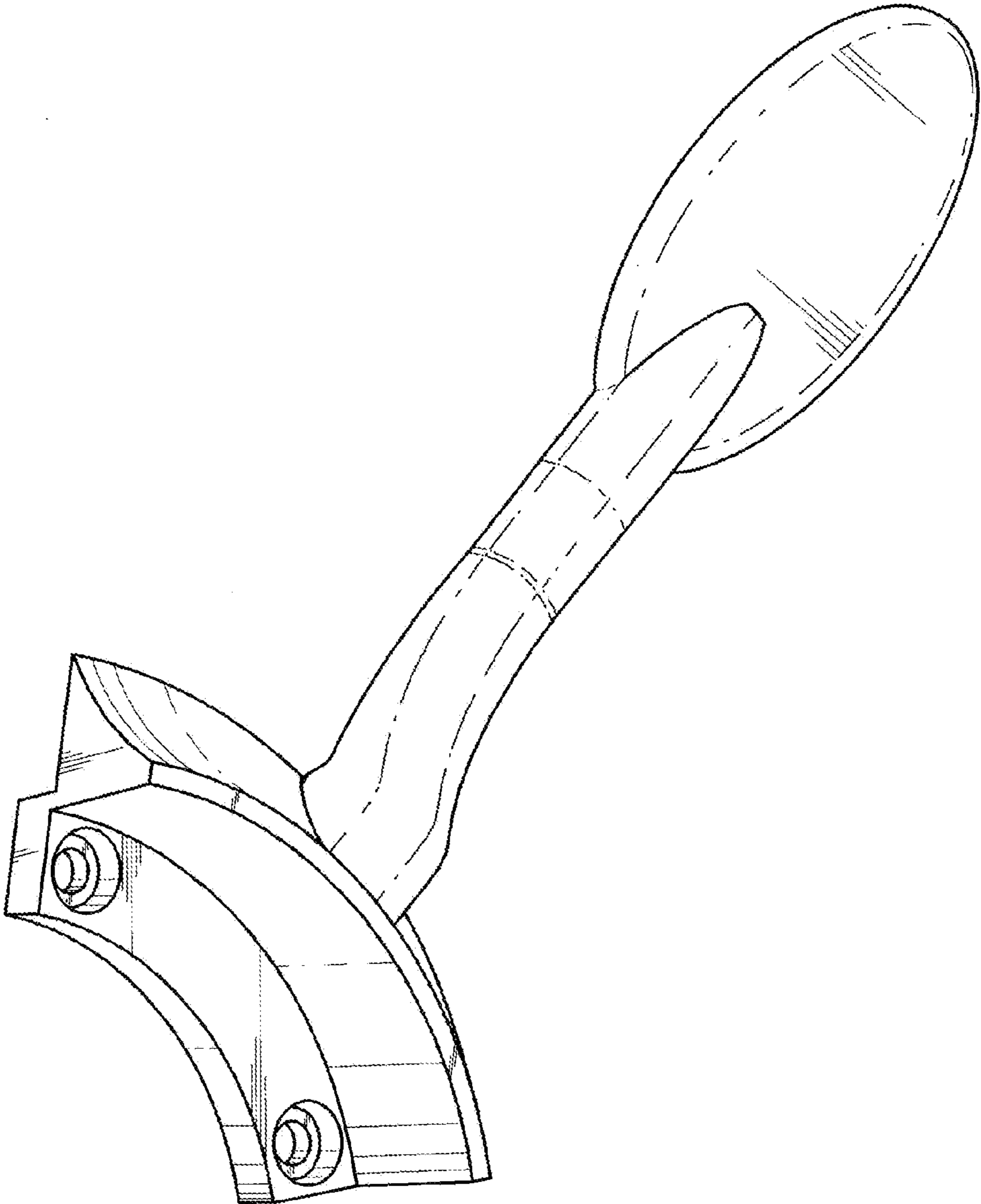


FIG. 3

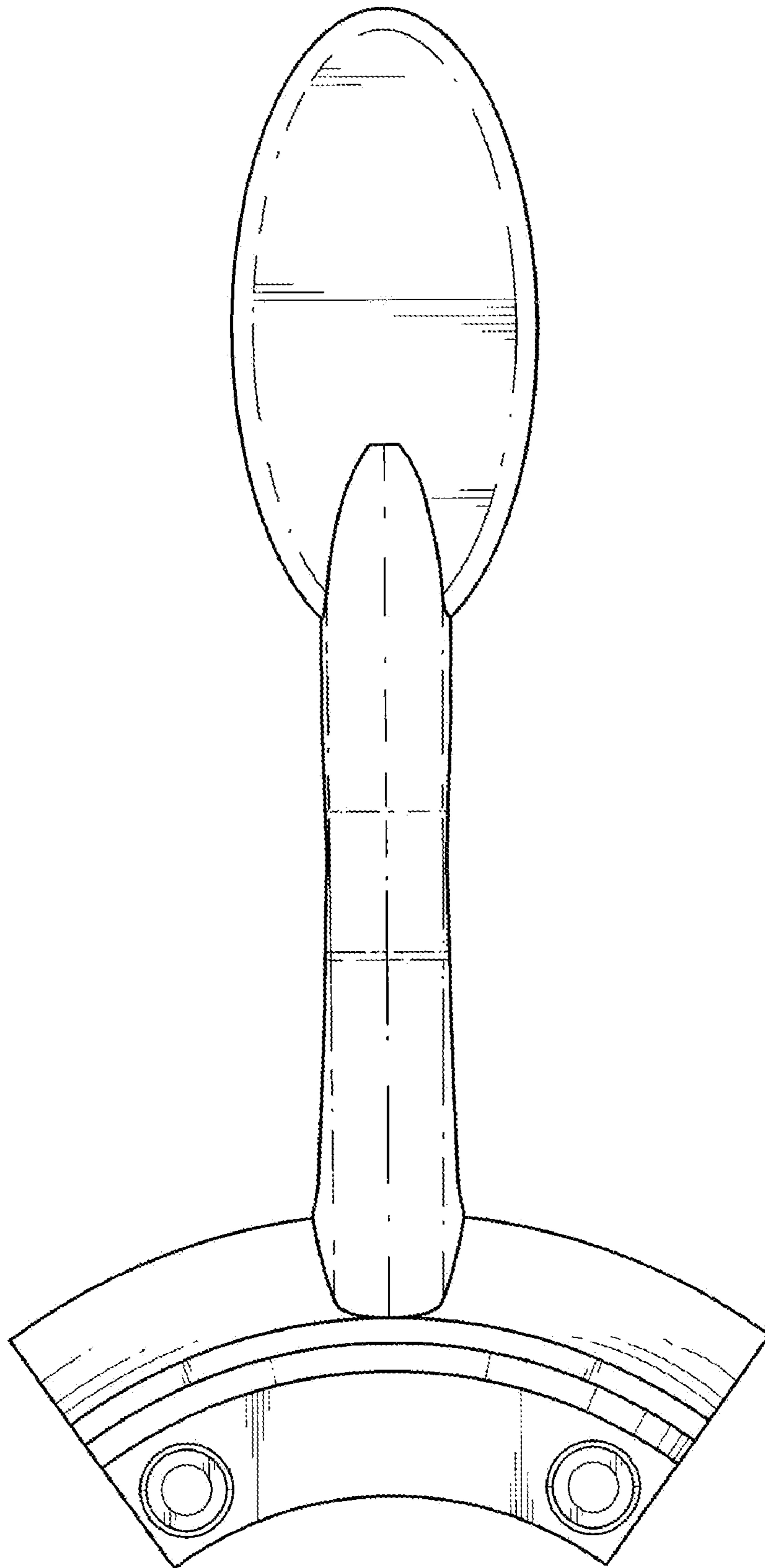


FIG. 4