



US00D569942S

(12) **United States Design Patent**
Jertson et al.

(10) **Patent No.:** **US D569,942 S**

(45) **Date of Patent:** **** *May 27, 2008**

(54) **GOLF CLUB FACE**

(75) Inventors: **Marty R. Jertson**, Cave Creek, AZ (US); **Anthony D. Serrano**, Anthem, AZ (US); **John A. Solheim**, Phoenix, AZ (US); **Bradley D. Schweigert**, Anthem, AZ (US); **Michael R. Nicolette**, Scottsdale, AZ (US); **Xiaojian Chen**, Phoenix, AZ (US)

(73) Assignee: **Karsten Manufacturing Corporation**, Phoenix, AZ (US)

(*) Notice: This patent is subject to a terminal disclaimer.

(**) Term: **14 Years**

(21) Appl. No.: **29/277,172**

(22) Filed: **Feb. 16, 2007**

(51) **LOC (8) Cl.** **21-02**

(52) **U.S. Cl.** **D21/759**

(58) **Field of Classification Search** D21/733, D21/752, 759; 473/324-331, 343-346
See application file for complete search history.

(56) **References Cited**

U.S. PATENT DOCUMENTS

D443,323 S	*	6/2001	Solheim	D21/759
D487,126 S	*	2/2004	Sanchez et al.	D21/759
D487,787 S	*	3/2004	Cleveland et al.	D21/759
D503,761 S	*	4/2005	Tuerschmann et al.	D21/759
D511,361 S	*	11/2005	Brookshire-Herron et al.	.	D21/759

D513,052 S	*	12/2005	Tuerschmann et al.	D21/759
D521,585 S	*	5/2006	Hasebe	D21/759
D522,597 S		6/2006	Sanchez		
D524,391 S	*	7/2006	Hasebe	D21/759
D527,780 S		9/2006	Sanchez et al.		
D530,763 S	*	10/2006	Evans et al.	D21/759
D532,473 S		11/2006	Chen et al.		
D534,977 S	*	1/2007	Evans	D21/759
D538,870 S	*	3/2007	Chick et al.	D21/759
D544,937 S	*	6/2007	Serrano et al.	D21/759
2007/0026966 A1		2/2007	Sanchez		

* cited by examiner

Primary Examiner—Mitchell I Siegel

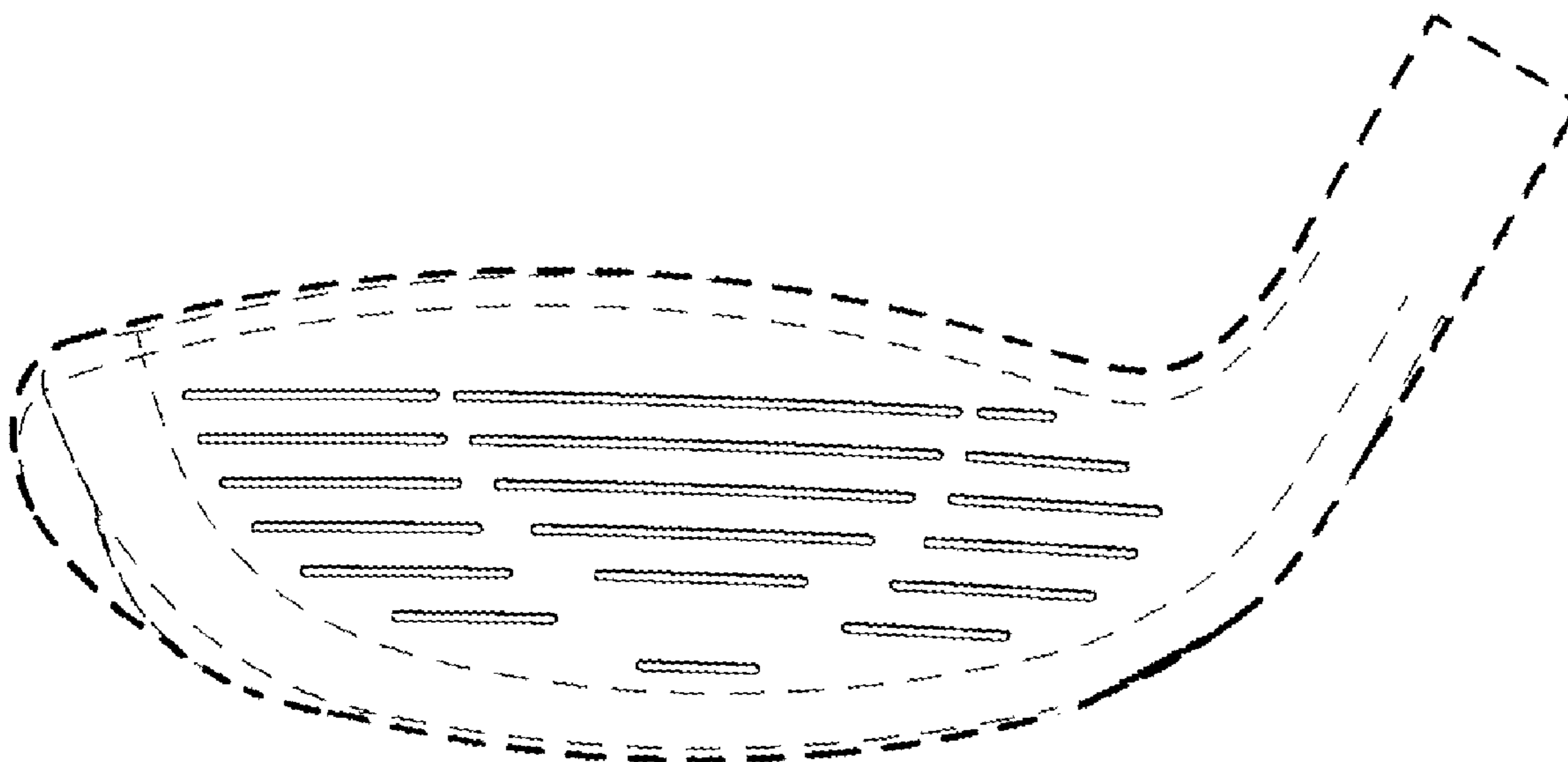
(57) **CLAIM**

The ornamental design for a golf club face, as shown and described.

DESCRIPTION

FIG. 1 is a front perspective view of a golf club face;
FIG. 2 is a front elevational view of the golf club face of FIG. 1;
FIG. 3 is a top view of the golf club face of FIG. 1;
FIG. 4 is a heel end view of the golf club face of FIG. 1; and,
FIG. 5 is a toe end view of the golf club face of FIG. 1.
The broken lines shown in the above figure(s) are for illustrative purposes only and form no part of the claimed design.

1 Claim, 2 Drawing Sheets



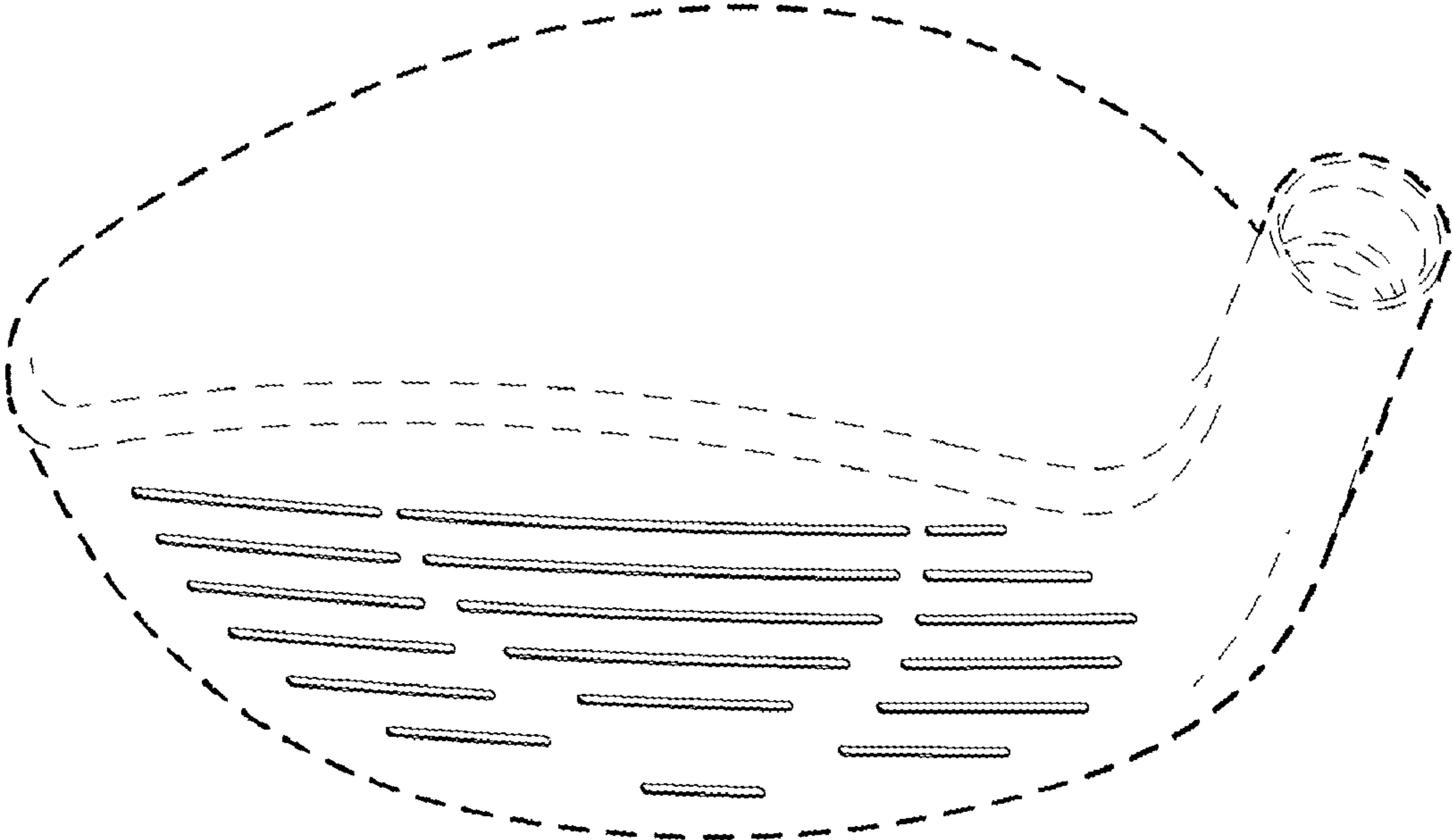


Fig. 1

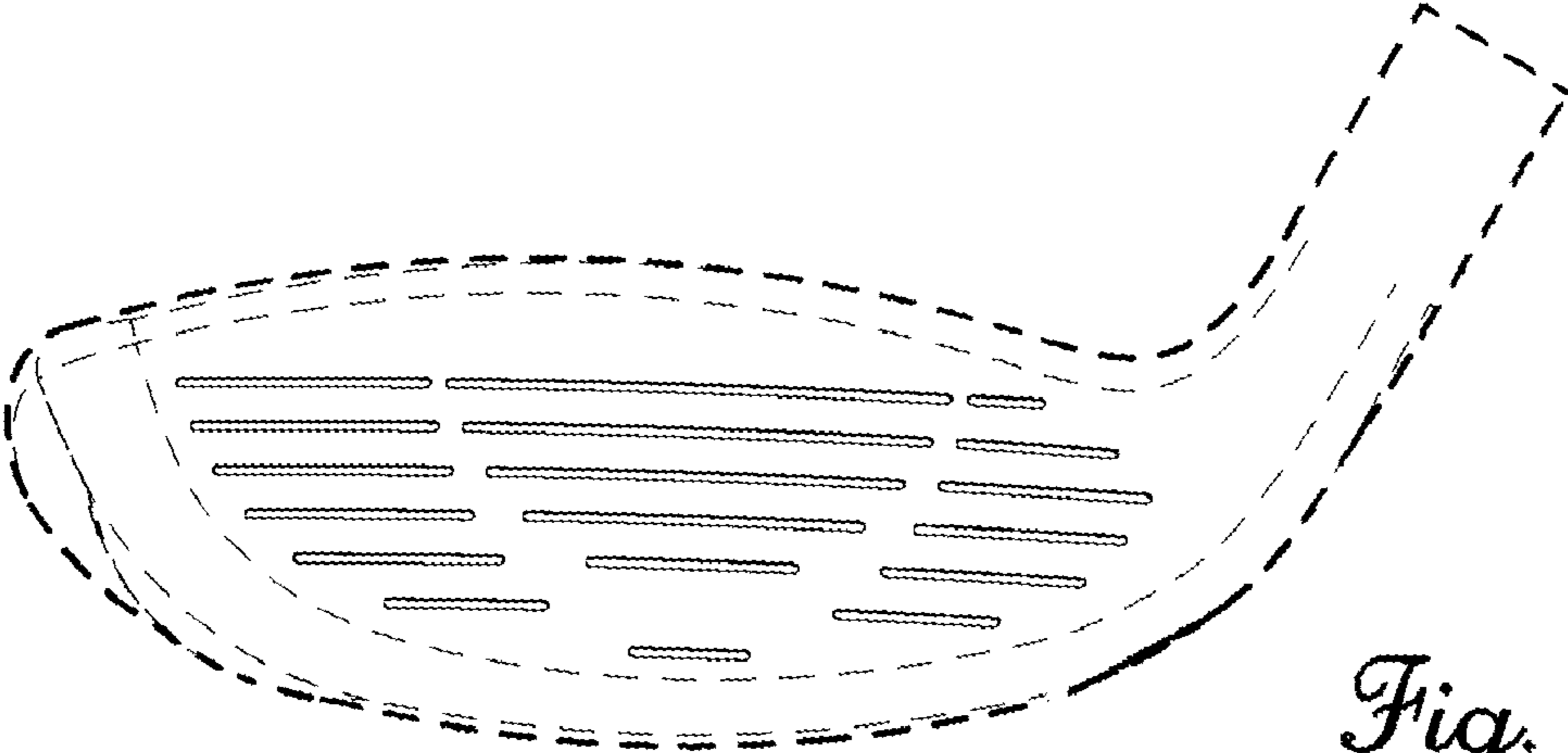


Fig. 2

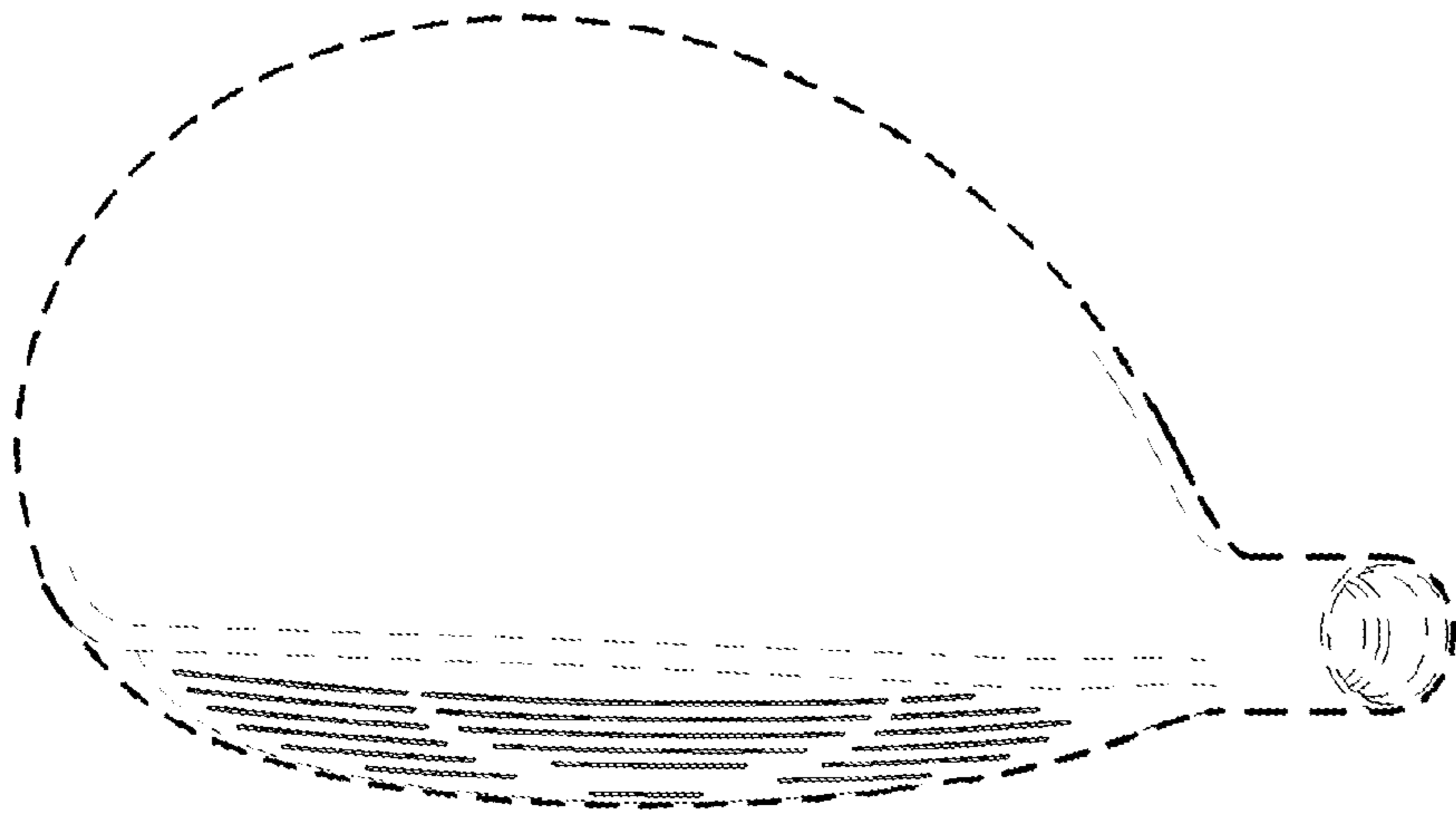


Fig. 3

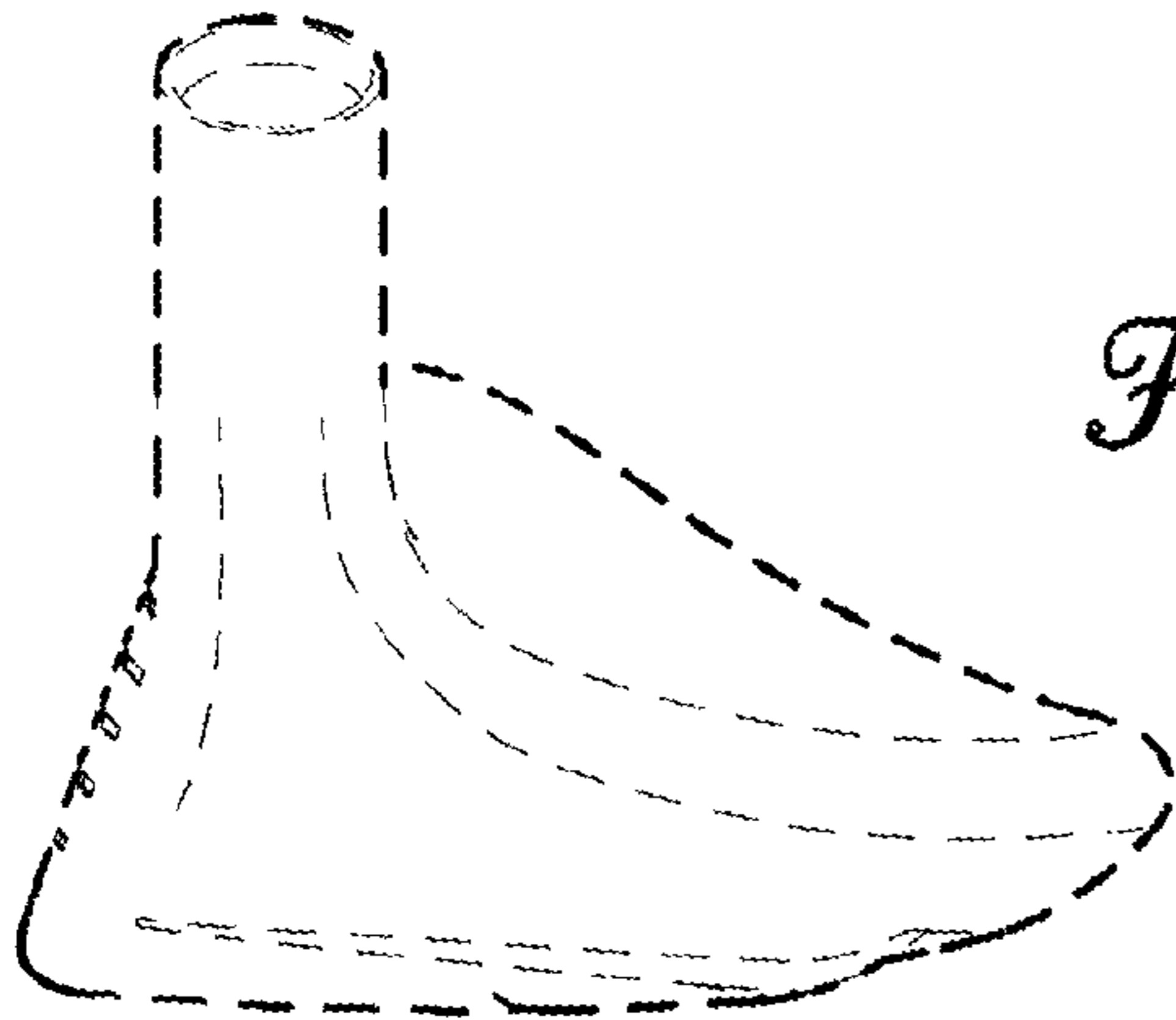


Fig. 4

Fig. 5

