



US00D569936S

(12) **United States Design Patent**
Schweigert et al.

(10) **Patent No.:** **US D569,936 S**

(45) **Date of Patent:** **** *May 27, 2008**

(54) **GOLF DRIVER HEAD**

(75) Inventors: **Bradley D. Schweigert**, Anthem, AZ
(US); **Xiaojian Chen**, Phoenix, AZ
(US); **John A. Solheim**, Phoenix, AZ
(US)

(73) Assignee: **Karsten Manufacturing Corporation**,
Phoenix, AZ (US)

(*) Notice: This patent is subject to a terminal disclaimer.

(**) Term: **14 Years**

(21) Appl. No.: **29/277,595**

(22) Filed: **Mar. 2, 2007**

(51) **LOC (8) Cl.** **21-02**

(52) **U.S. Cl.** **D21/752**

(58) **Field of Classification Search** D21/733,
D21/752, 759; 473/324–331, 343–346
See application file for complete search history.

(56) **References Cited**

U.S. PATENT DOCUMENTS

D240,748 S *	7/1976	Bock	D21/752
4,930,781 A	6/1990	Allen	
D351,442 S *	10/1994	Asabuki et al.	D21/752
D366,080 S *	1/1996	Chou et al.	D21/752
D366,684 S *	1/1996	Lin	D21/752
D367,094 S *	2/1996	Williams, Jr.	D21/752
D371,817 S *	7/1996	Olsavsky et al.	D21/752
5,575,725 A	11/1996	Olsavsky	
D379,391 S	5/1997	Moore	
D382,615 S	8/1997	Schaeffer et al.	
D387,830 S	12/1997	Gilbert	
5,797,807 A	8/1998	Moore	
D398,682 S	9/1998	Moore	
D426,268 S	6/2000	Ortiz	
6,257,991 B1	7/2001	Ortiz	
D472,950 S	4/2003	Burnett et al.	
D482,089 S *	11/2003	Burrows	D21/752
D482,092 S *	11/2003	Imamoto	D21/759

D482,420 S *	11/2003	Burrows	D21/752
D508,274 S *	8/2005	Burrows	D21/752
D515,160 S *	2/2006	Smith et al.	D21/759
D519,589 S	4/2006	Barez et al.	
D520,586 S	5/2006	Bingman	

(Continued)

OTHER PUBLICATIONS

Marty R. Jertson, et al., "Golf Fairway Wood Head," U.S. Appl. No. 29/277,584, filed Mar. 2, 2007.

Marty R. Jertson, et al., "Golf Fairway Wood Head," U.S. Appl. No. 29/277,590, filed Mar. 2, 2007.

Marty R. Jertson, et al., "Golf Fairway Wood Head," U.S. Appl. No. 29/277,591, filed Mar. 2, 2007.

(Continued)

Primary Examiner—Mitchell I Siegel

(57) **CLAIM**

The ornamental design for a golf driver head, as shown and described.

DESCRIPTION

FIG. 1 is a front perspective view of a golf driver head;

FIG. 2 is a bottom perspective view of the golf driver head of FIG. 1;

FIG. 3 is a front elevational view of the golf driver head of FIG. 1;

FIG. 4 is a rear elevational view of the golf driver head of FIG. 1;

FIG. 5 is a top view of the golf driver head of FIG. 1;

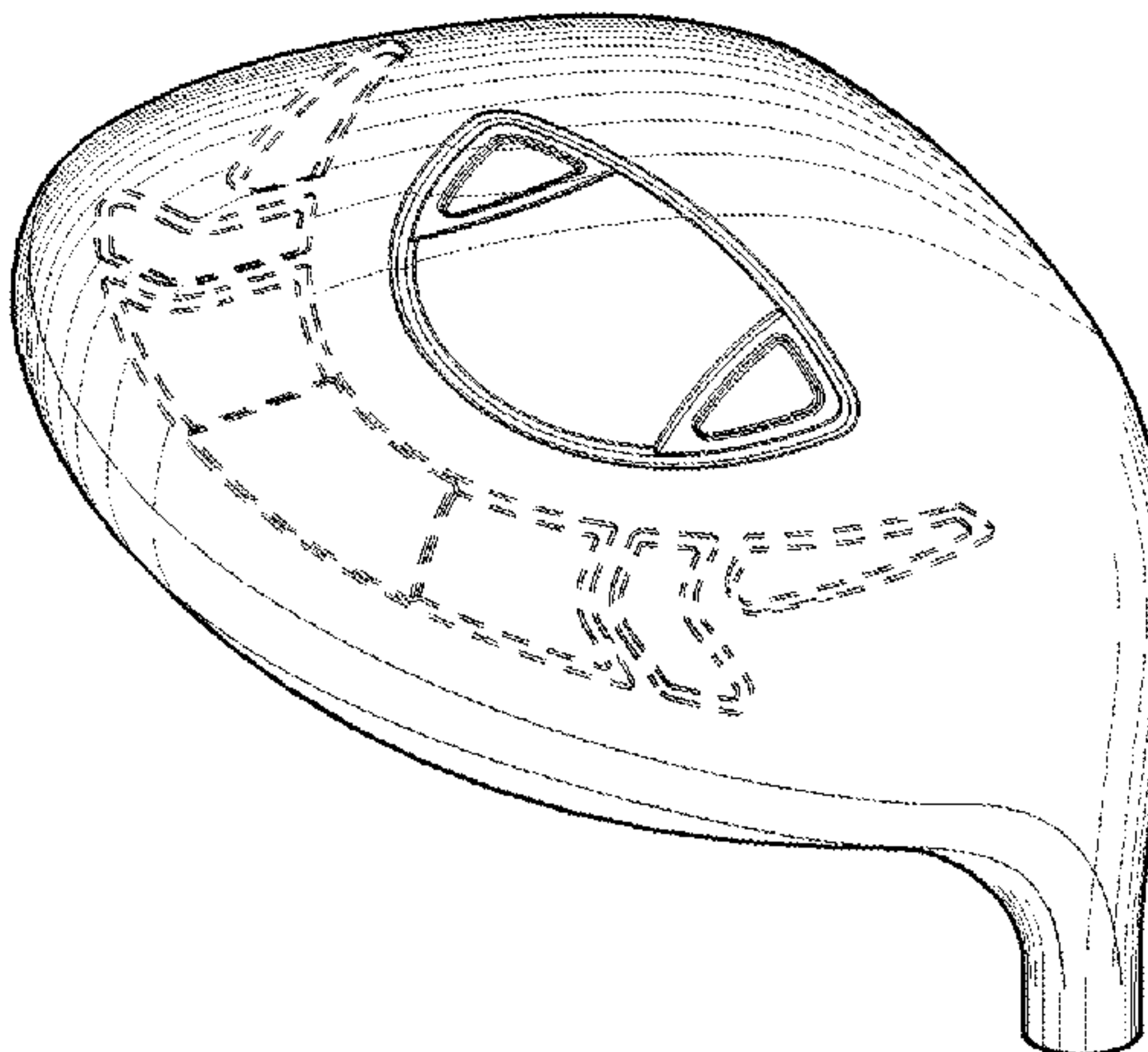
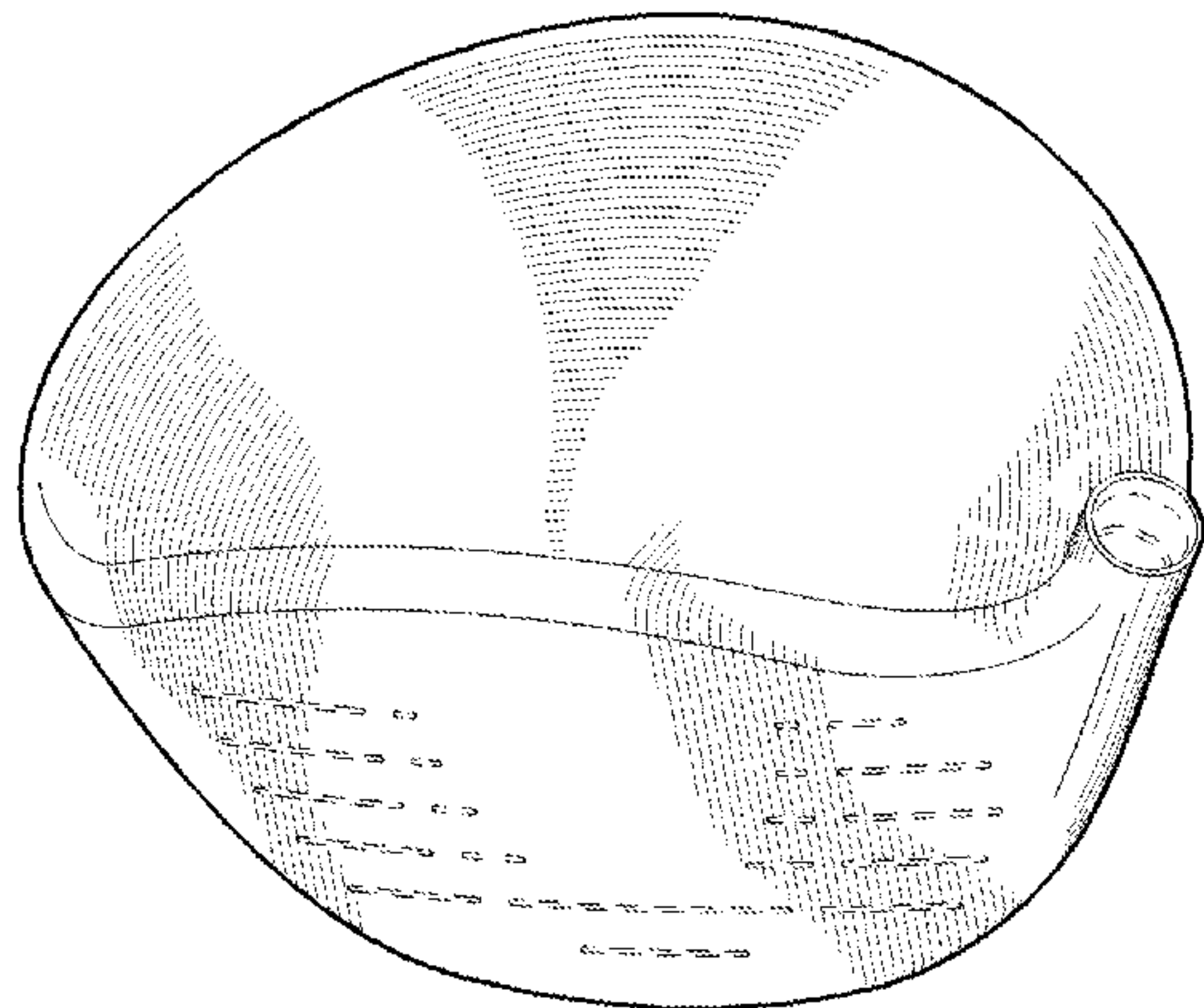
FIG. 6 is a bottom view of the golf driver head of FIG. 1;

FIG. 7 is a heel end view of the golf driver head of FIG. 1; and,

FIG. 8 is a toe end view of the golf driver head of FIG. 1.

The broken lines shown in the above figure(s) are for illustrative purposes only and form no part of the claimed design.

1 Claim, 3 Drawing Sheets



US D569,936 S

Page 2

U.S. PATENT DOCUMENTS

D521,090 S * 5/2006 Burrows D21/752
D522,077 S * 5/2006 Schweigert et al. D21/752
D522,601 S * 6/2006 Schweigert et al. D21/752
D523,104 S * 6/2006 Hasebe D21/752
D526,374 S * 8/2006 Kawami D21/759
D529,111 S 9/2006 Cleveland et al.
D530,383 S * 10/2006 Evans et al. D21/752
D532,473 S * 11/2006 Chen et al. D21/759
D532,474 S * 11/2006 Bennett et al. D21/759
D532,852 S * 11/2006 Tang et al. D21/752
D536,401 S * 2/2007 Kawami D21/759
7,186,190 B1 3/2007 Beach et al.
D543,602 S 5/2007 Hoffman et al.
D545,931 S 7/2007 Barez et al.
D552,701 S * 10/2007 Ruggiero et al. D21/759
D557,363 S * 12/2007 Jertson et al. D21/752
D558,287 S * 12/2007 Jertson et al. D21/752
D558,288 S * 12/2007 Jertson et al. D21/752
2005/0272527 A1 12/2005 Sugimoto
2006/0052181 A1 3/2006 Serrano et al.

OTHER PUBLICATIONS

Bradley D. Schweigert, et al., "Golf Driver Head," U.S. Appl. No. 29/277,593, filed Mar. 2, 2007.
Bradley D. Schweigert, et al., "Golf Driver Head," U.S. Appl. No. 29/277,594, filed Mar. 2, 2007.
Marty R. Jertson, et al., "Golf Hybrid Head," U.S. Appl. No. 29/277,597, filed Mar. 2, 2007.
Marty R. Jertson, et al., "Golf Hybrid Head," U.S. Appl. No. 29/277,586, filed Mar. 2, 2007.
Marty R. Jertson, et al., "Golf Hybrid Head," U.S. Appl. No. 29/277,587, filed Mar. 2, 2007.
U.S. Appl. No. 29/239,841, filed Oct. 4, 2005, Schweigert et al.
U.S. Appl. No. 29/239,853, filed Oct. 4, 2005, Schweigert et al.
U.S. Appl. No. 29/256,242, filed Mar. 17, 2006, Chen et al.
U.S. Appl. No. 29/261,867, filed Jun. 21, 2006, Chen et al.
U.S. Appl. No. 29/266,927, filed Sep. 29, 2006, Morales et al.
U.S. Appl. No. 29/266,936, filed Sep. 29, 2006, Serrano et al.

* cited by examiner

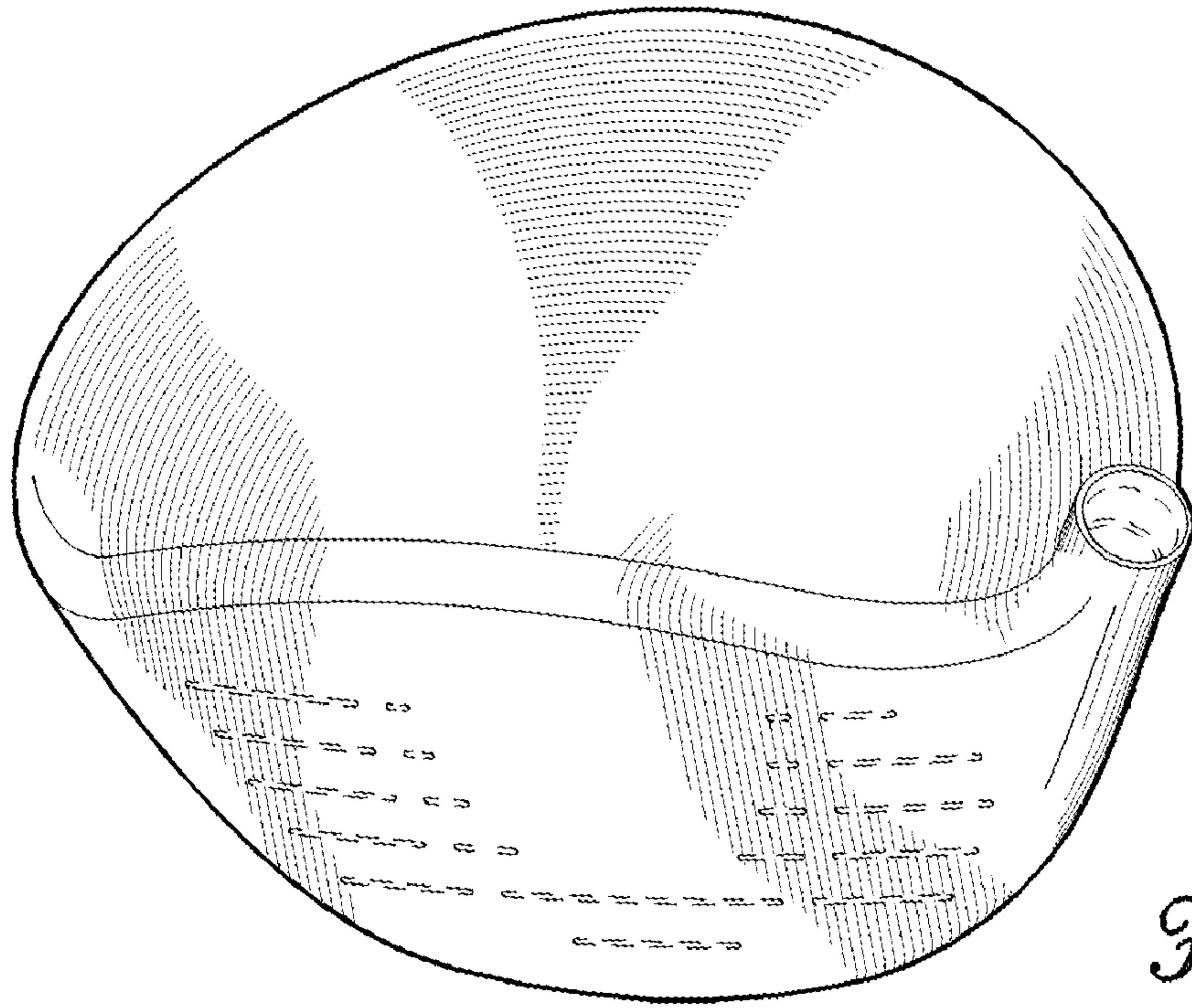


Fig. 1

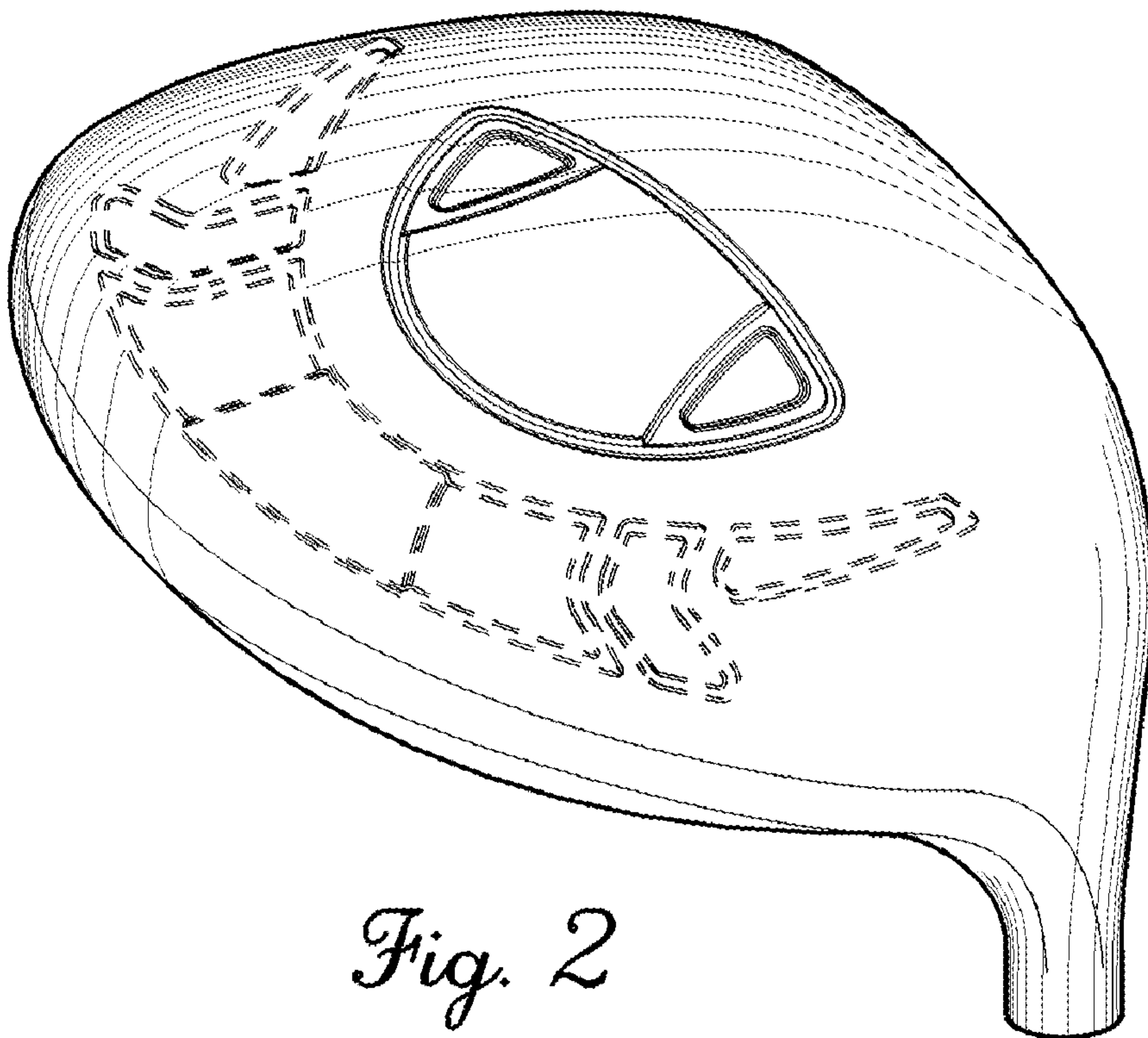


Fig. 2

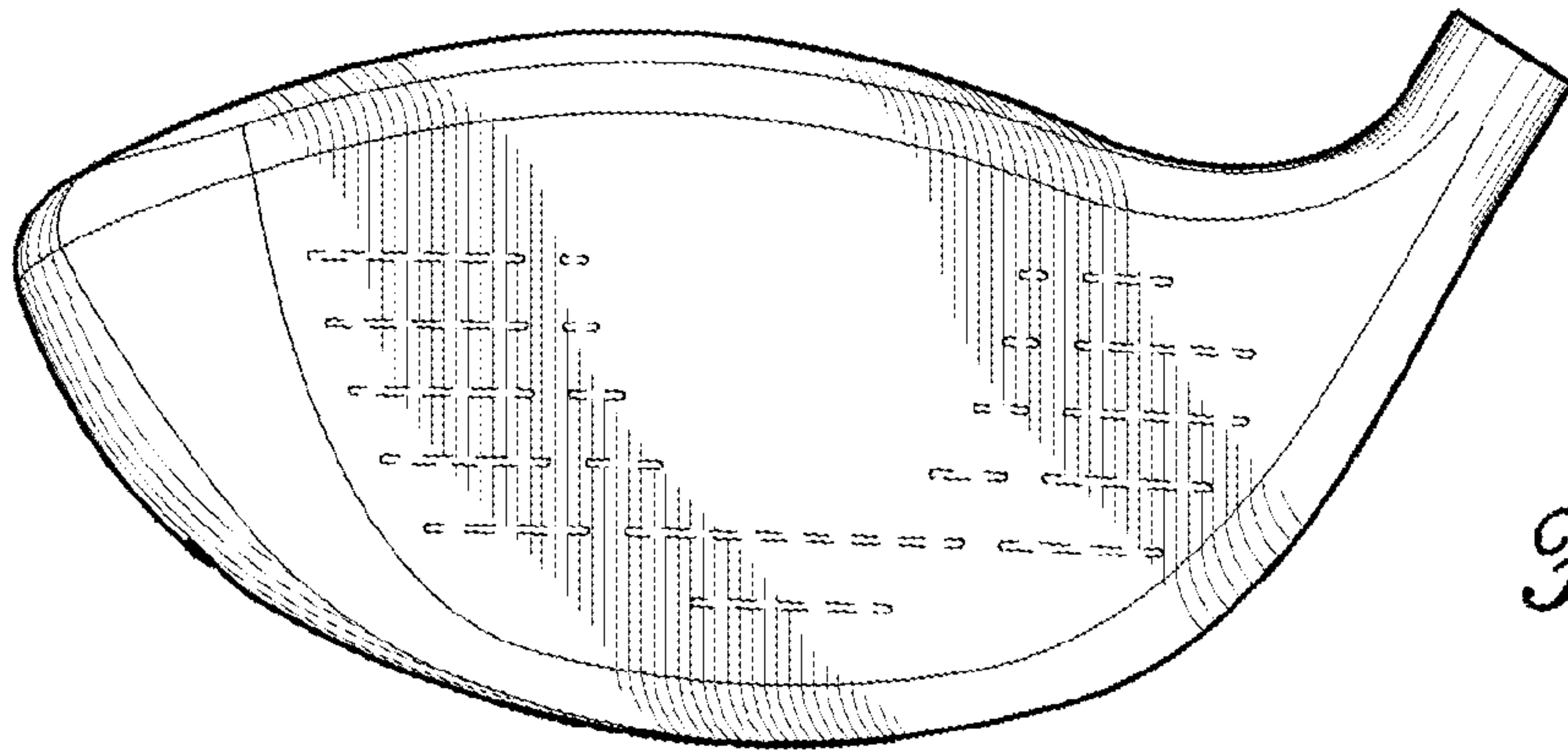


Fig. 3

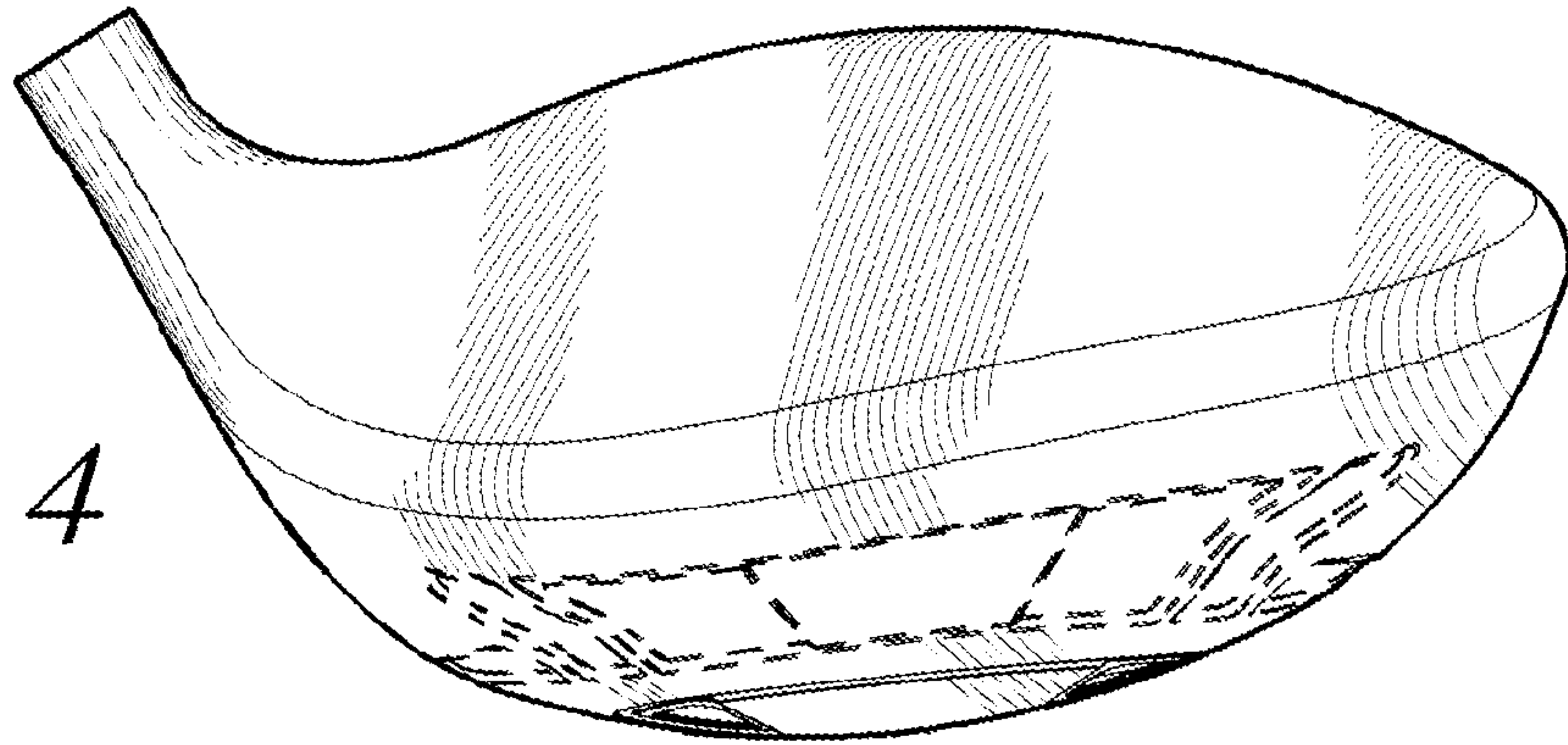


Fig. 4

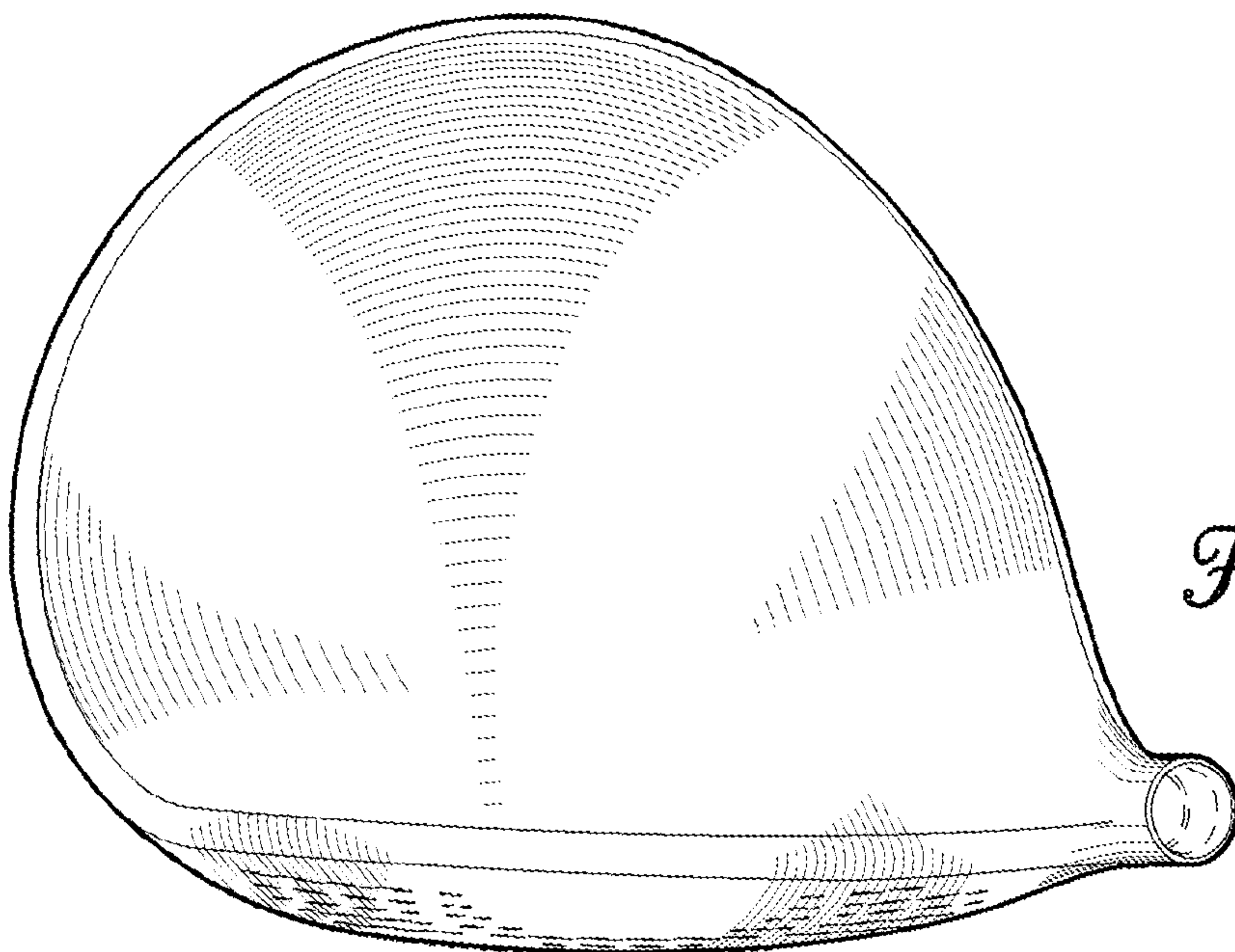


Fig. 5

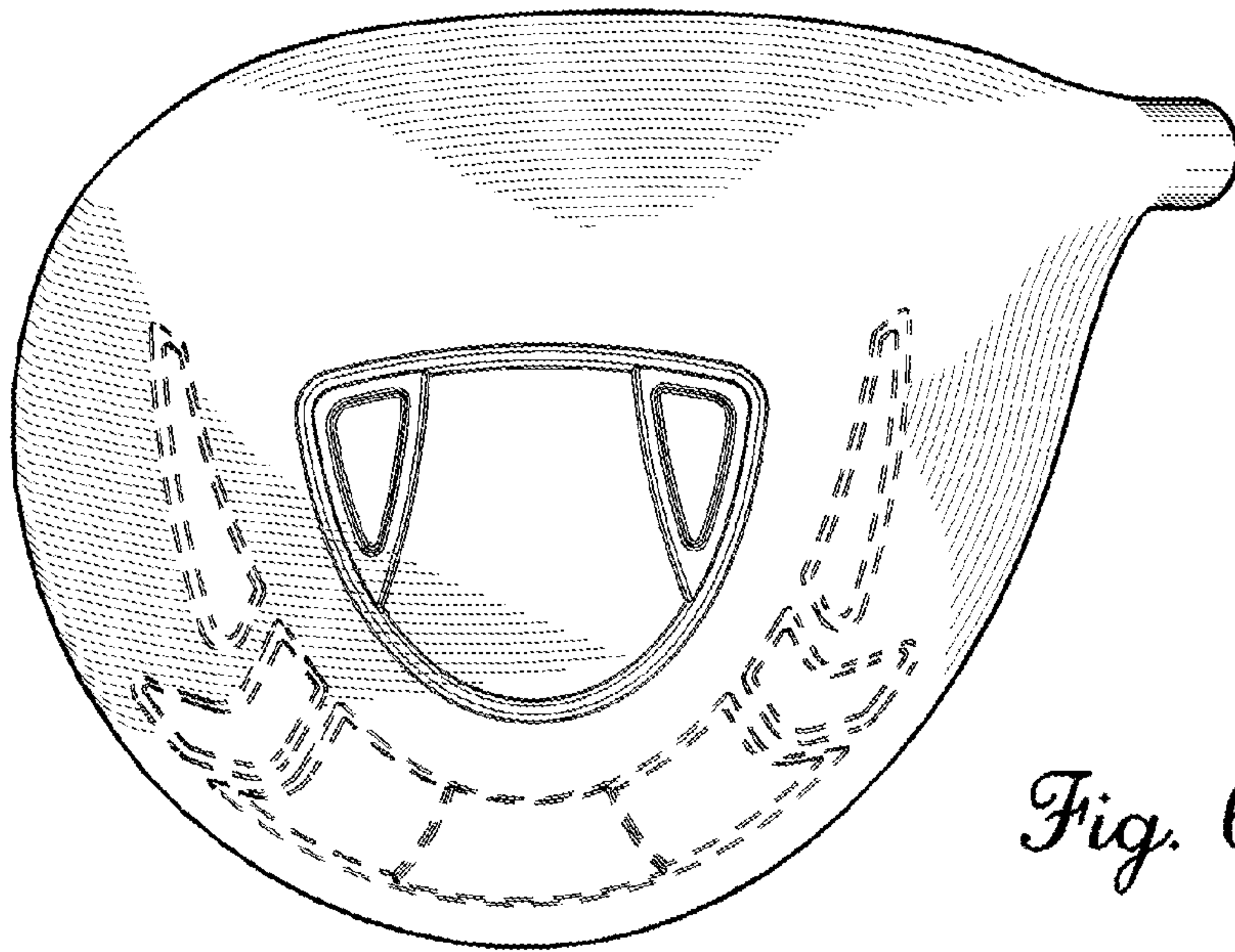


Fig. 6

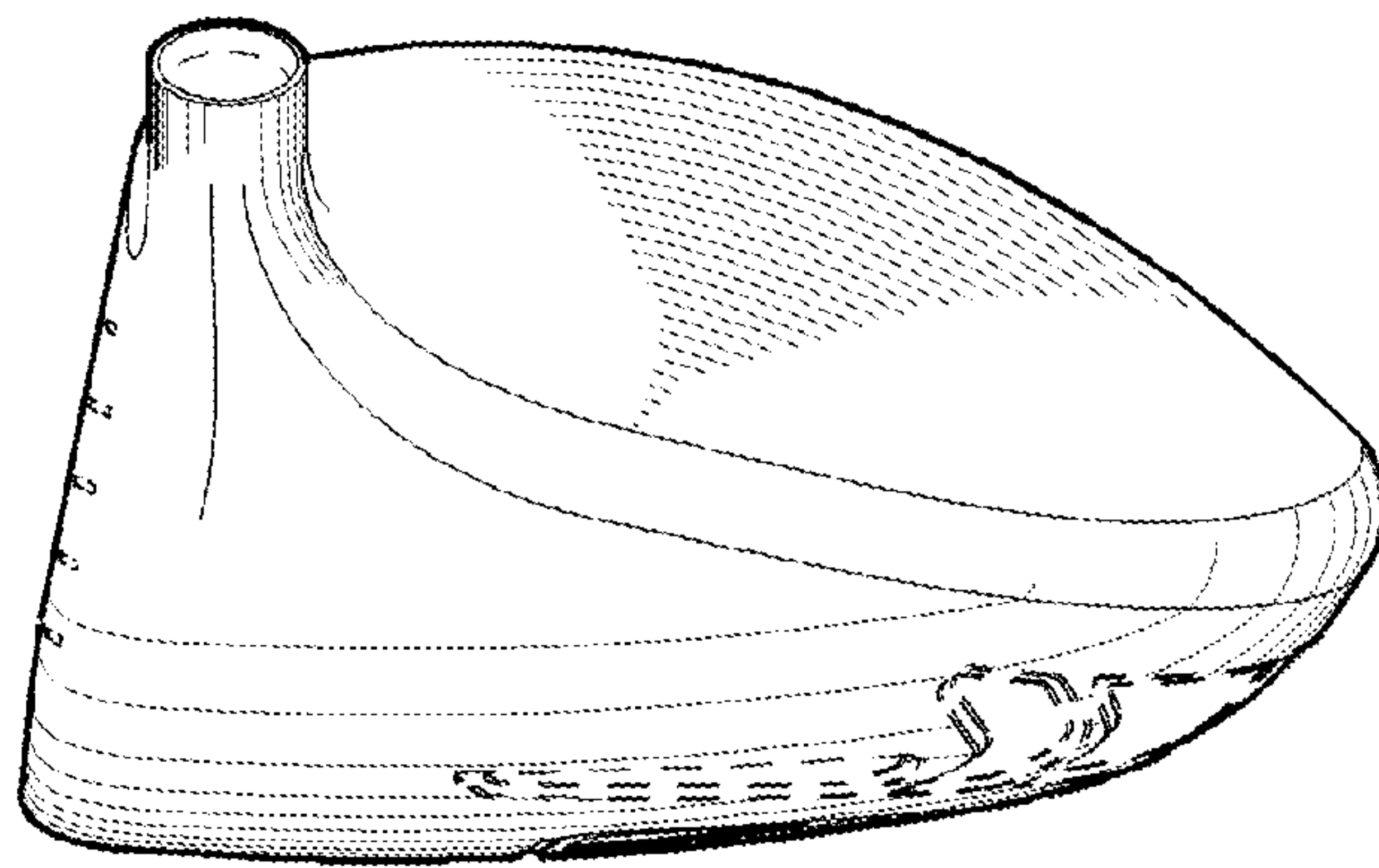


Fig. 7

Fig. 8

