



US00D569916S

(12) **United States Design Patent**  
**Garfinkle**

(10) **Patent No.:** **US D569,916 S**

(45) **Date of Patent:** **\*\* May 27, 2008**

(54) **TAG HOLDER AND BASE COMBINATION**

(76) Inventor: **Benjamin L. Garfinkle**, 1120 Portal Ave., Piedmont, CA (US) 94610

(\*\*) Term: **14 Years**

(21) Appl. No.: **29/297,357**

(22) Filed: **Nov. 9, 2007**

(51) **LOC (8) Cl.** ..... **20-03**

(52) **U.S. Cl.** ..... **D20/43**

(58) **Field of Classification Search** ..... D20/10,  
D20/19, 40, 42-44, 99; 40/360, 584, 606.01,  
40/606.1, 607.11, 619, 620, 642.01, 642.02,  
40/644, 651, 658, 661, 661.03, 662, 666,  
40/700, 745, 765, 791; 283/56, 81; 248/231.81,  
248/441.1

See application file for complete search history.

(56) **References Cited**

**U.S. PATENT DOCUMENTS**

- 1,648,103 A \* 11/1927 Ball ..... 40/658
- 4,318,236 A \* 3/1982 Giulini ..... 40/360
- D325,401 S \* 4/1992 Garfinkle ..... D20/43
- D426,584 S \* 6/2000 Czalkiewicz ..... D20/43

- D438,259 S \* 2/2001 Florance ..... D20/43
- 6,493,976 B2 \* 12/2002 Kenney ..... 40/661
- D546,892 S \* 7/2007 Bruegmann ..... D20/44

\* cited by examiner

*Primary Examiner*—Caron D. Veynar  
*Assistant Examiner*—Mary Ann Calabrese

(57) **CLAIM**

The ornamental design for a tag holder and base combination, as shown and described.

**DESCRIPTION**

FIG. 1 is a perspective view of a tag holder and base combination showing the present invention;

FIG. 2 is a right side plan view of the tag holder and base combination;

FIG. 3 is a left side plan view thereof;


FIG. 4 is a front plan view thereof;

FIG. 5 is a back plan view thereof;

FIG. 6 is a top plan view thereof; and,

FIG. 7 is a bottom plan view thereof.

**1 Claim, 4 Drawing Sheets**






FIG. 1

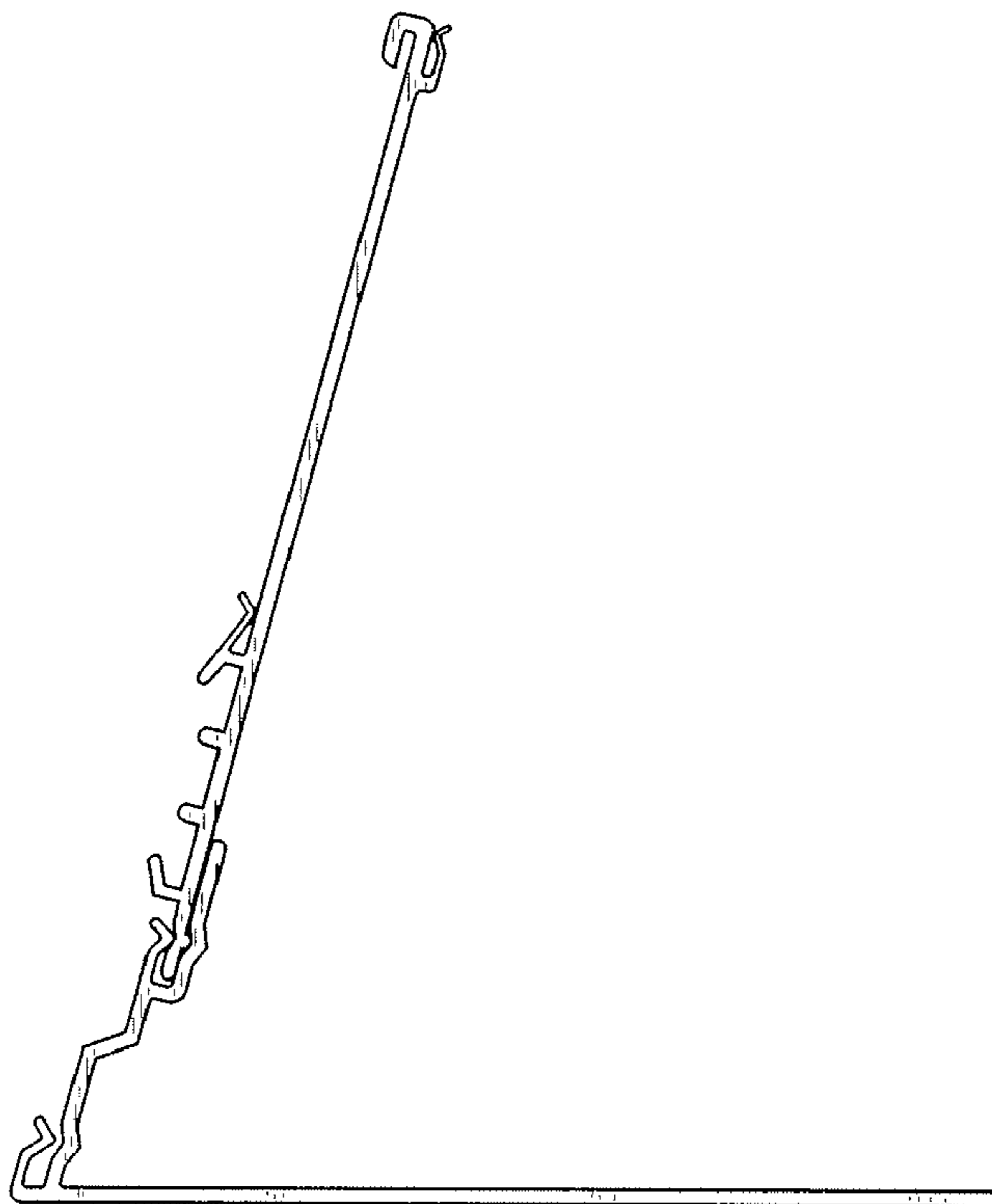


FIG. 2

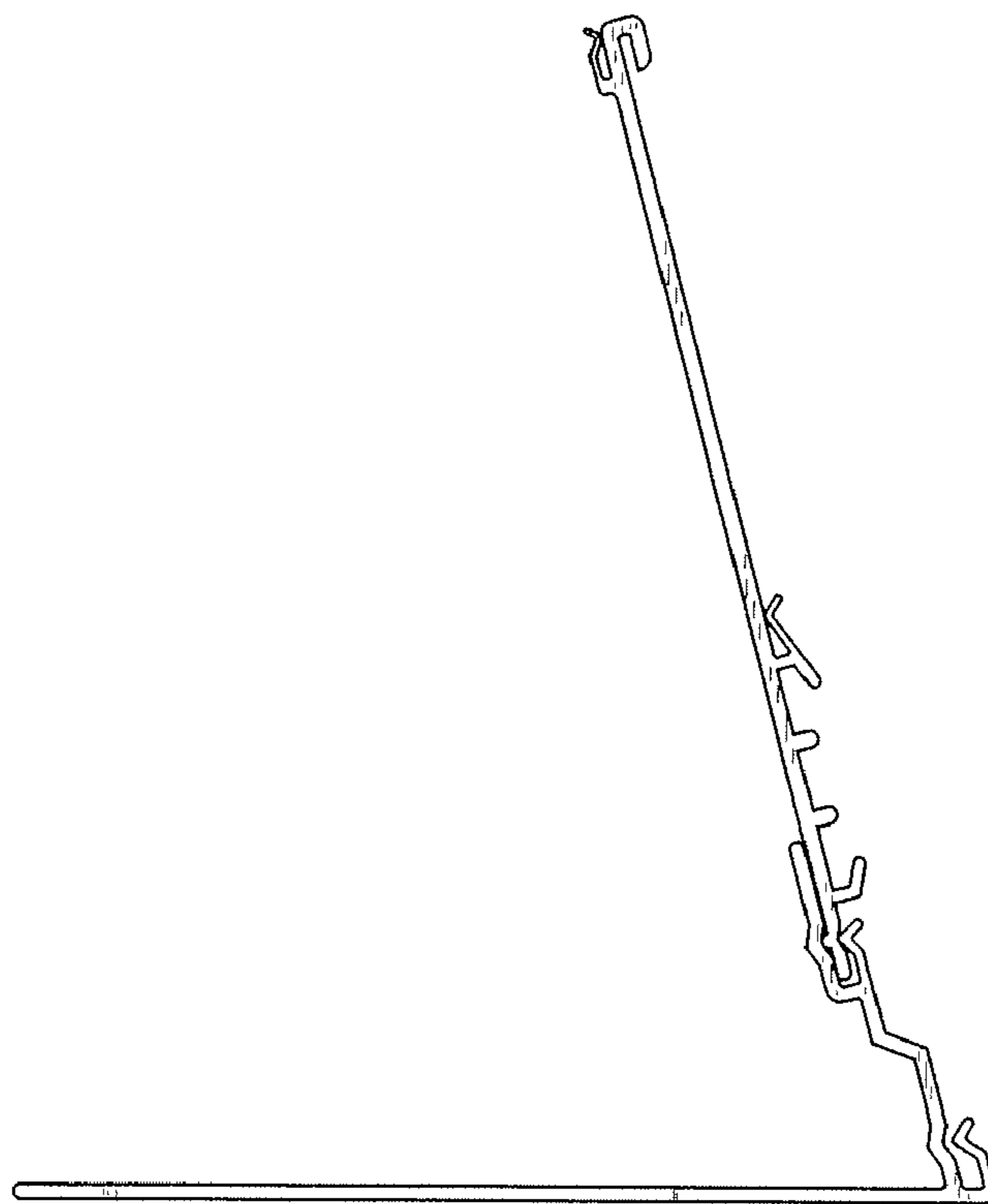

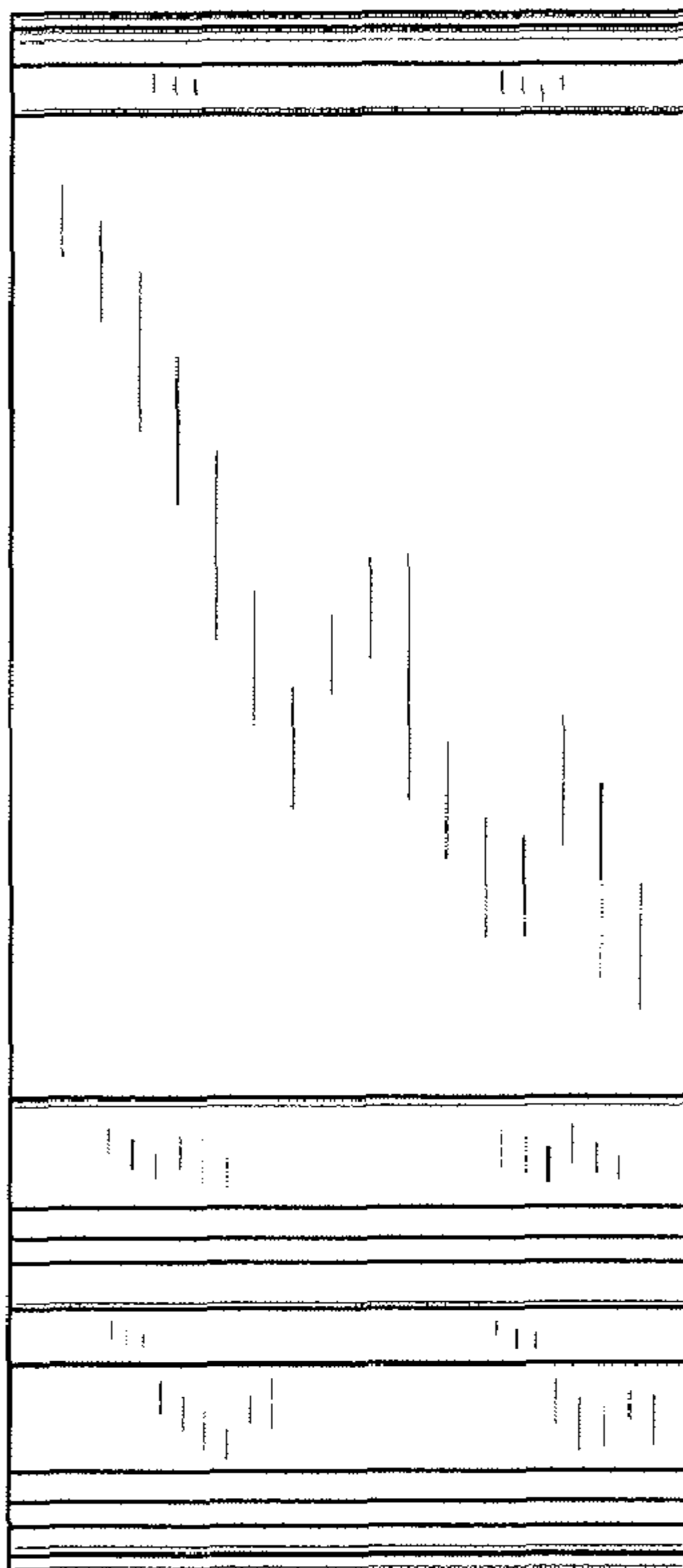



FIG. 3




**FIG. 4**



**FIG. 5**



**FIG. 6**



**FIG. 7**