



US00D569908S

(12) **United States Design Patent**
Rolion et al.

(10) **Patent No.:** **US D569,908 S**

(45) **Date of Patent:** **** May 27, 2008**

(54) **WRITING INSTRUMENT**

(76) Inventors: **Franck Rolion**, 1, Allée Monet,
Belloy-en-France (FR) 95270; **Juliette**
Bonnamour, 38, rue d'Alsace, Clichy
(FR) 92110

(**) Term: **14 Years**

(21) Appl. No.: **29/250,038**

(22) Filed: **Oct. 31, 2006**

(30) **Foreign Application Priority Data**

May 2, 2006 (EM) 000521430-0001

(51) **LOC (8) Cl.** **19-06**

(52) **U.S. Cl.** **D19/51**

(58) **Field of Classification Search** D19/35,
D19/36, 41-51, 53-57; 24/11 R, 11 F, 11 P;
401/52, 99, 100, 104, 105, 106, 107, 108,
401/109, 192, 195, 196

See application file for complete search history.

(56) **References Cited**

U.S. PATENT DOCUMENTS

761,428 A * 5/1904 Tucker 7/160
1,975,531 A * 10/1934 Aronson 431/127
2,190,910 A * 2/1940 Nichols 401/52
D179,615 S * 1/1957 Spatz D28/4

D216,925 S * 3/1970 Lanoie D19/46
D338,915 S * 8/1993 Willat D19/51
D432,167 S * 10/2000 Chodat D19/47
D464,653 S * 10/2002 Nagai et al. D14/411
D501,880 S * 2/2005 Collin D19/43
D546,385 S * 7/2007 Bhavnani D19/41

* cited by examiner

Primary Examiner—Elizabeth A. Albert

(74) *Attorney, Agent, or Firm*—The H.T. Than Law Group

(57) **CLAIM**

The ornamental design for a writing instrument, as shown and described.

DESCRIPTION

FIG. 1 is a front right perspective view of a writing instrument according to the present invention;

FIG. 2 is a front elevational view thereof;

FIG. 3 is a back elevational view thereof;

FIG. 4 is a right side elevational view thereof;

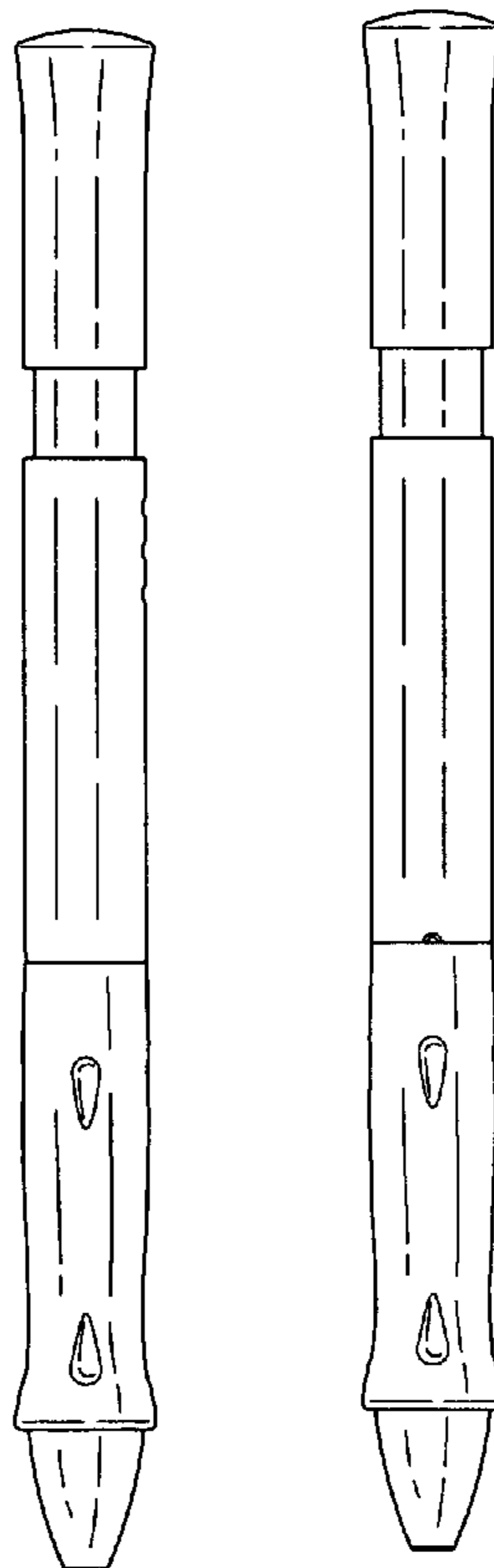
FIG. 5 is a left side elevational view thereof;

FIG. 6 is a top plan view thereof; and,

FIG. 7 is a bottom plan view thereof.

All portions shown in broken lines are environmental and illustrative only and form no part of the claimed design.

1 Claim, 7 Drawing Sheets



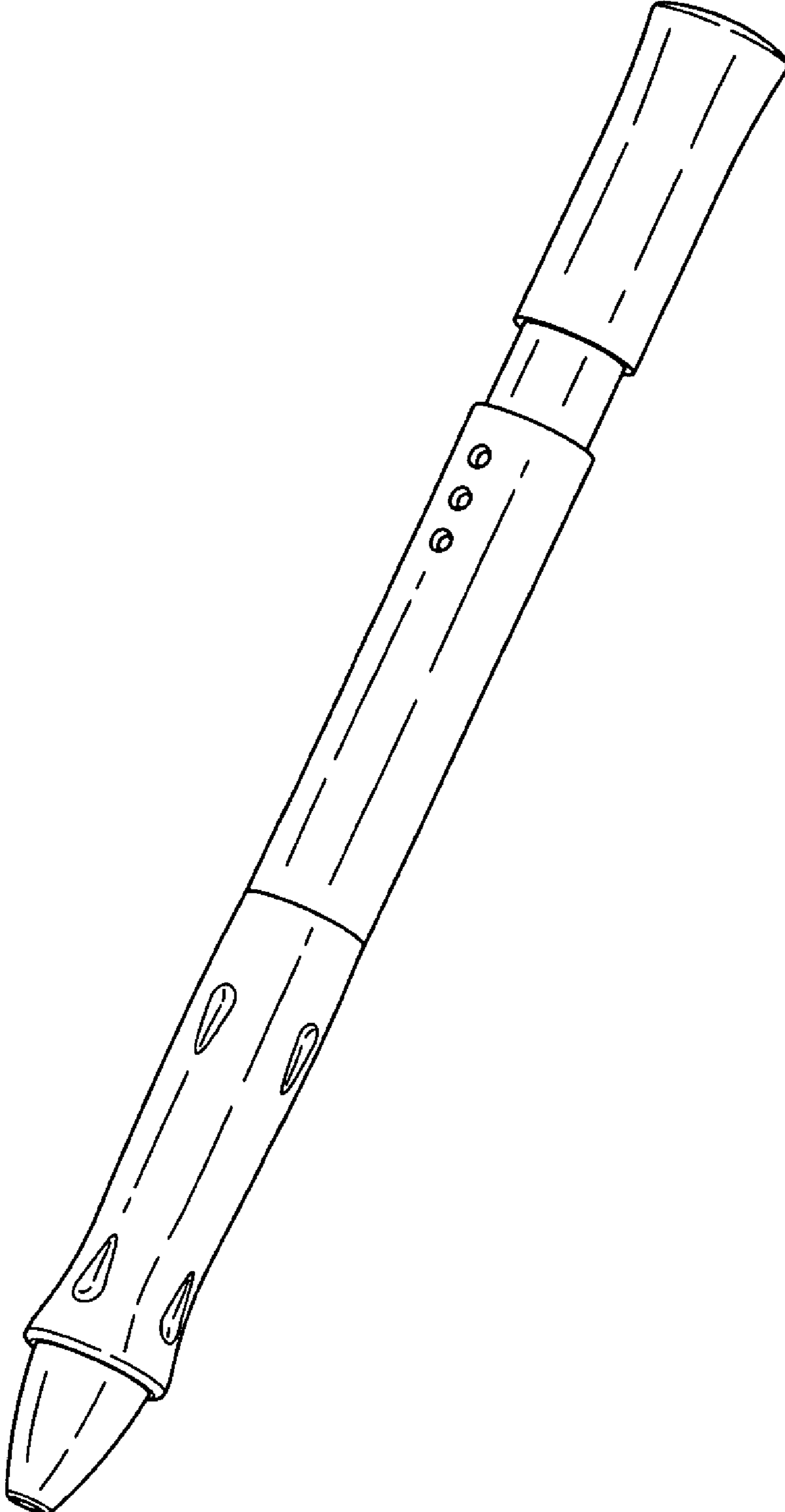


FIG. 1

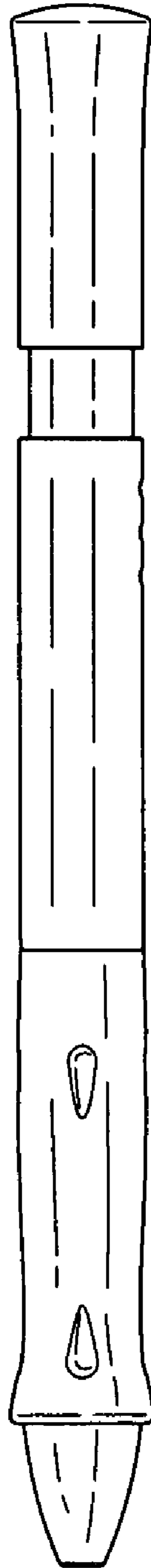


FIG. 2

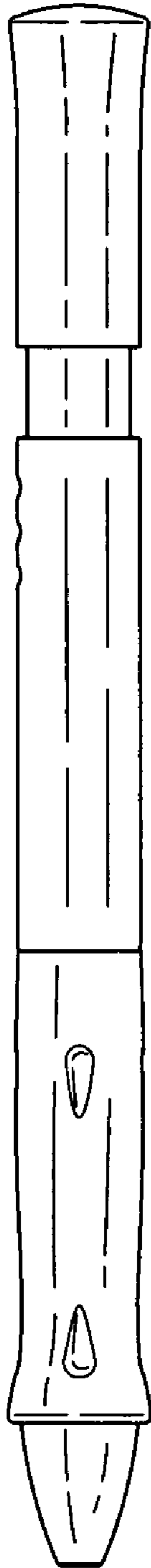


FIG. 3

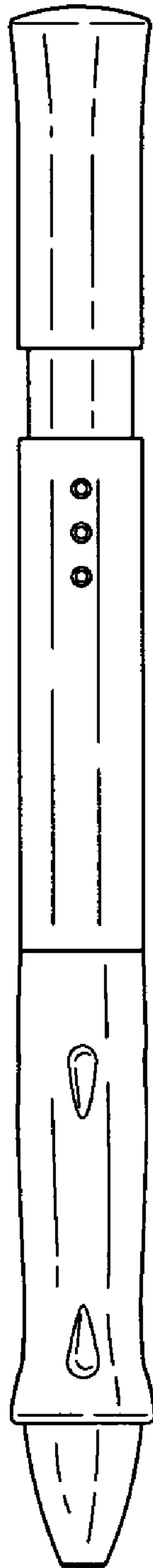


FIG. 4




FIG. 5

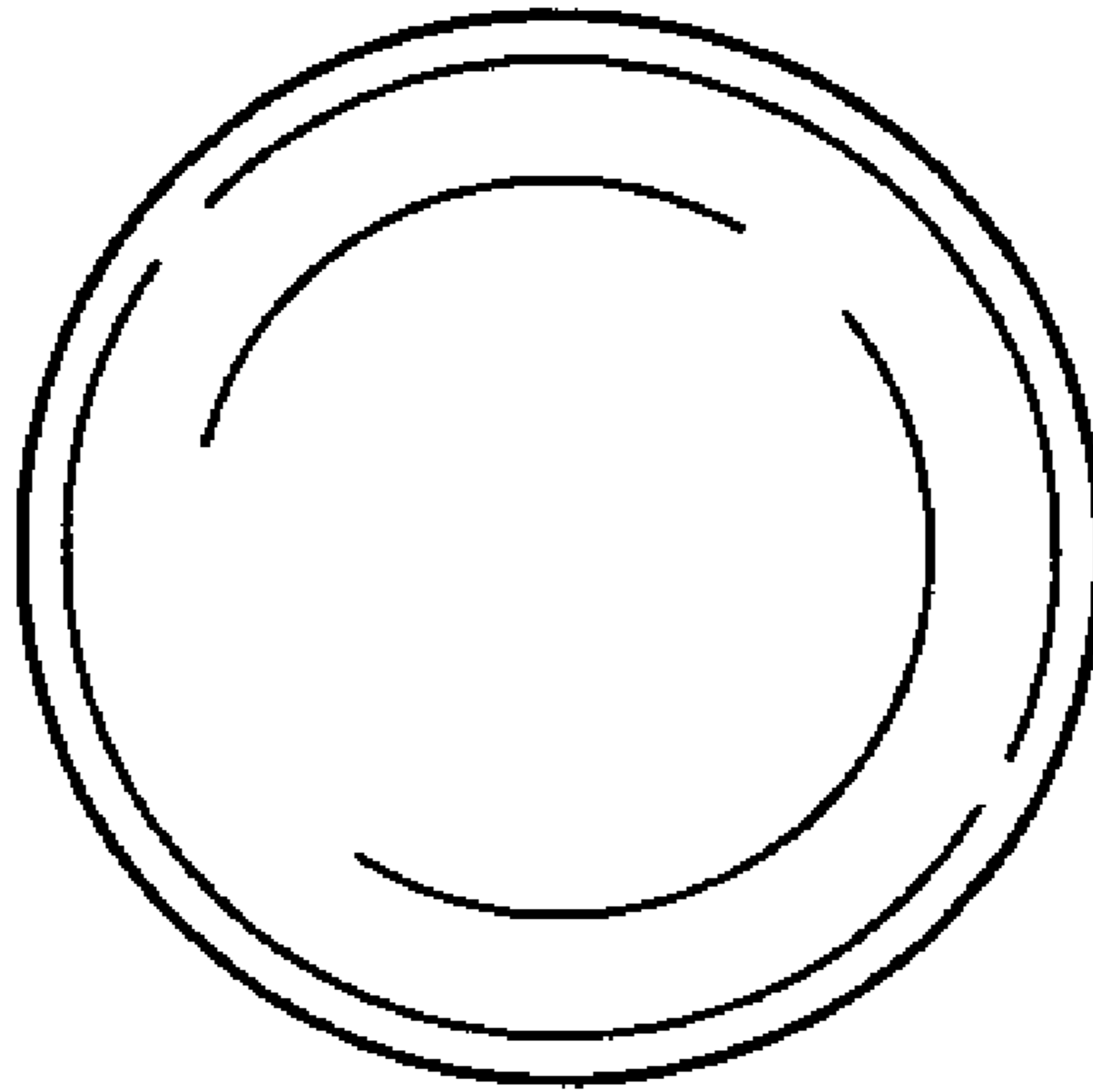


FIG. 6

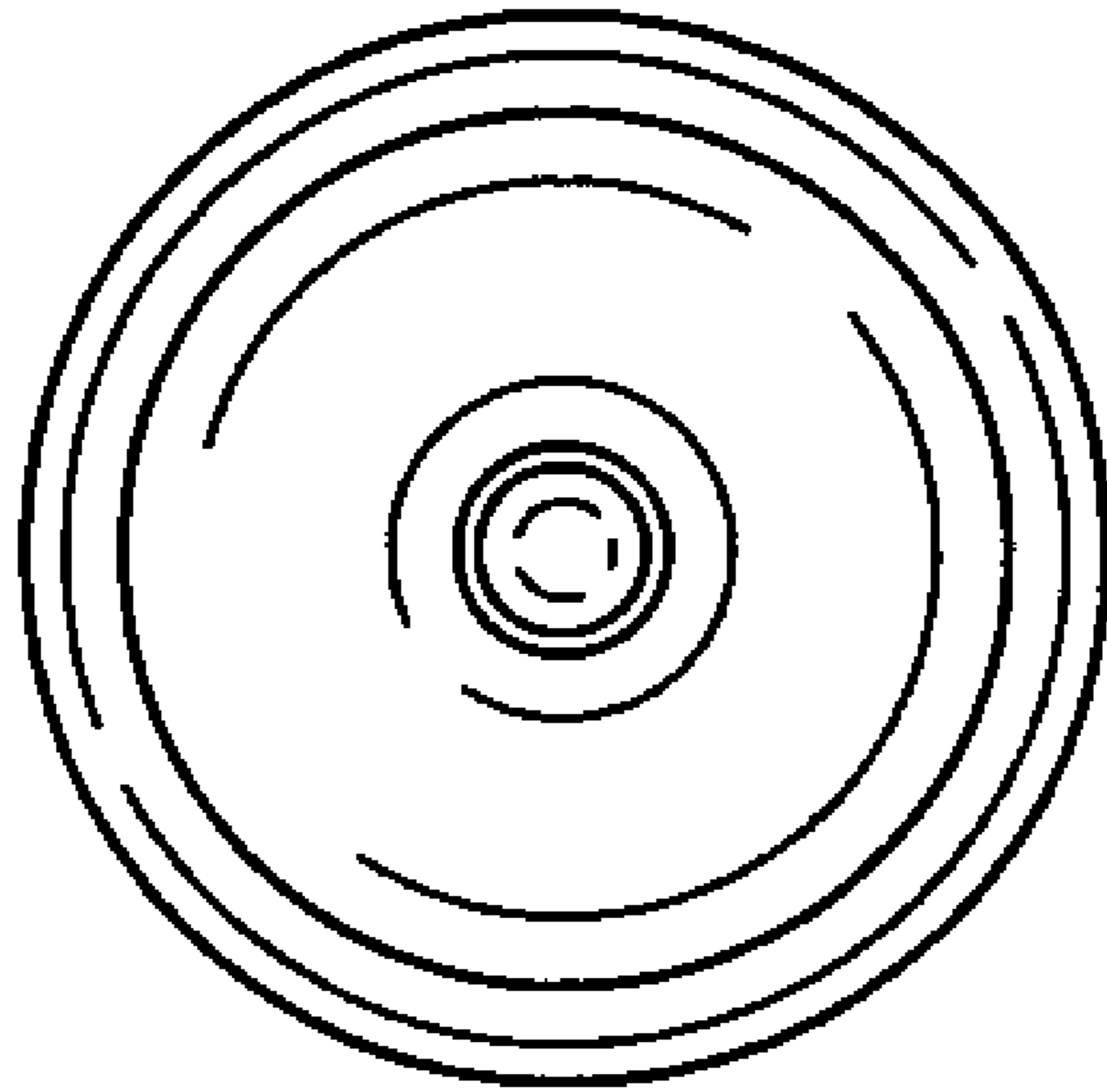


FIG. 7