



US00D569906S

(12) **United States Design Patent**
Cetera

(10) **Patent No.:** **US D569,906 S**

(45) **Date of Patent:** **** May 27, 2008**

(54) **PEN**

(75) Inventor: **Carl Cetera**, Tenafly, NJ (US)

(73) Assignee: **Cotapaxi Custom Design and Manufacturing, LLC**, Carlstadt, NJ (US)

(**) Term: **14 Years**

(21) Appl. No.: **29/249,895**

(22) Filed: **Oct. 25, 2006**

(51) **LOC (8) Cl.** **19-06**

(52) **U.S. Cl.** **D19/48**

(58) **Field of Classification Search** D19/35,
D19/36, 41, 42, 43, 44, 45, 46, 47, 48, 49,
D19/50, 51, 53, 54, 55, 56, 57; 24/11 R,
24/11 F, 11 P; 401/6, 52, 99, 100, 104, 105,
401/106, 107, 108, 109, 192, 195, 196, 243,
401/244, 245, 246, 247

See application file for complete search history.

(56) **References Cited**

U.S. PATENT DOCUMENTS

- 3,544,227 A * 12/1970 Green 401/52
- D324,072 S * 2/1992 von Edler et al. D19/51
- D329,823 S * 9/1992 Francisco D10/104
- D339,378 S * 9/1993 Verhaegue D19/51
- D352,311 S * 11/1994 Waldinger D19/51
- D355,440 S * 2/1995 Lin D19/51
- D360,433 S * 7/1995 Payne et al. D19/51
- D362,020 S * 9/1995 Waldinger D19/48
- D363,309 S * 10/1995 Carpani et al. D19/49
- D367,887 S * 3/1996 Compte D19/51
- 5,617,304 A * 4/1997 Huang 362/118
- D383,494 S * 9/1997 Polenberg D19/48
- D389,866 S * 1/1998 Boix Gacia D19/51
- D390,601 S * 2/1998 Irby D19/49
- D390,872 S * 2/1998 Sunaga D19/36

- D394,086 S * 5/1998 Compte D19/51
- D430,208 S * 8/2000 Veillon D19/50
- D436,375 S * 1/2001 Rosenbaum D19/51
- D451,957 S * 12/2001 Trenti D19/51
- D459,393 S * 6/2002 Verhaeghe D19/43
- D495,364 S * 8/2004 Cetera D19/51
- D500,338 S * 12/2004 Kommer D19/43
- D500,794 S * 1/2005 Conklin et al. D19/51
- D501,881 S * 2/2005 Shimizu D19/43
- D503,428 S * 3/2005 Chen D19/36
- D504,698 S * 5/2005 Delaney D19/51
- D545,896 S * 7/2007 Qiu D19/36
- D553,679 S * 10/2007 Tien D19/48
- 2005/0191114 A1* 9/2005 Smith et al. 401/195
- 2007/0231053 A1* 10/2007 Chan 401/195

FOREIGN PATENT DOCUMENTS

- WO DM/066262 * 2/2004
- WO DM/054831 * 1/2006

* cited by examiner

Primary Examiner—Elizabeth A. Albert
Assistant Examiner—Karen E Eldridge Powers
(74) *Attorney, Agent, or Firm*—The Soni Law Firm

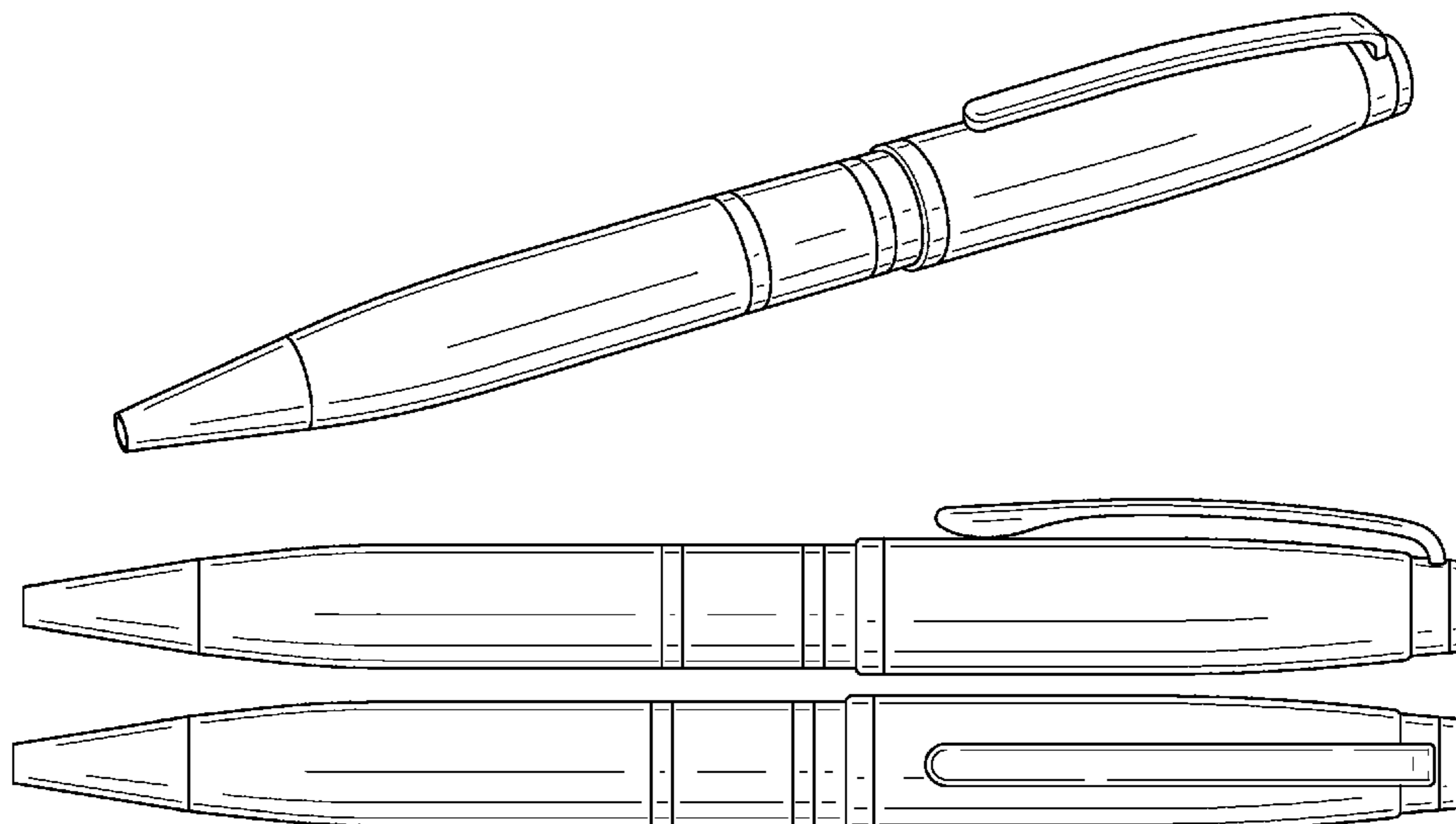
(57) **CLAIM**

The ornamental design for a pen, as shown and described.

DESCRIPTION

FIG. 1 is a front side perspective view of a pen, showing my new design.
FIG. 2 is a right side elevational view thereof which is a mirror image of the left side thereof;
FIG. 3 is a front elevational view thereof;
FIG. 4 is a back elevational view thereof;
FIG. 5 is a bottom plan view thereof; and,
FIG. 6 is a top plan view thereof.

1 Claim, 2 Drawing Sheets



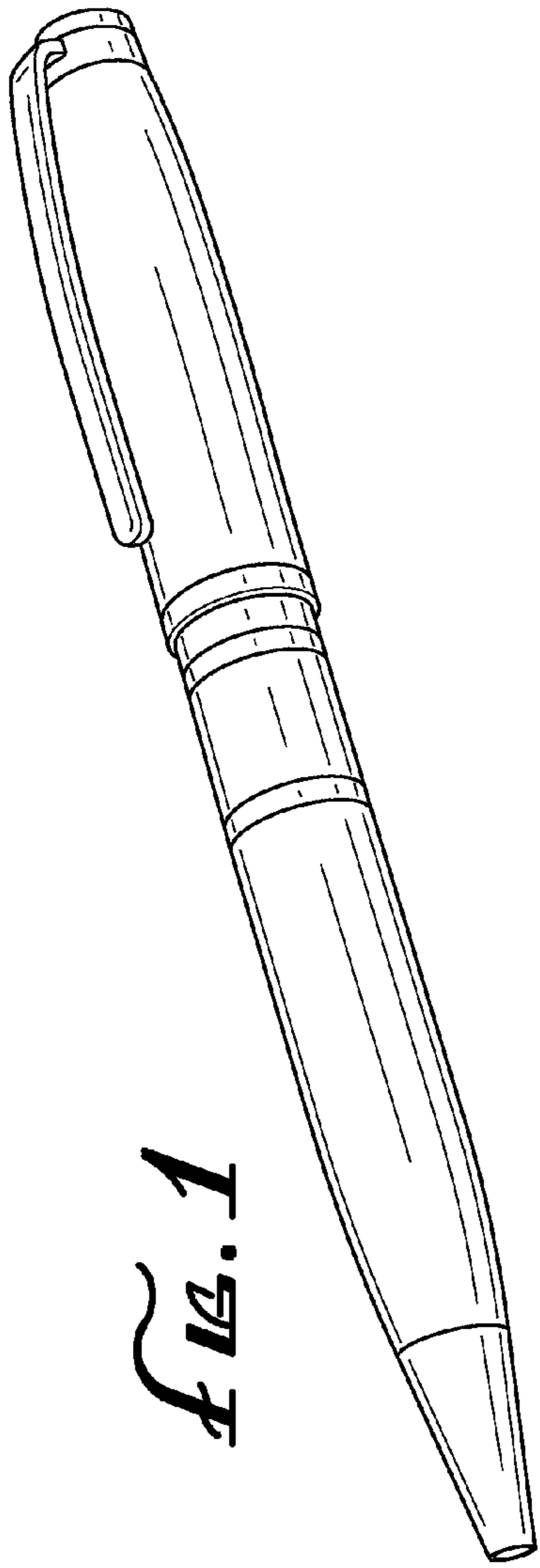


FIG. 1

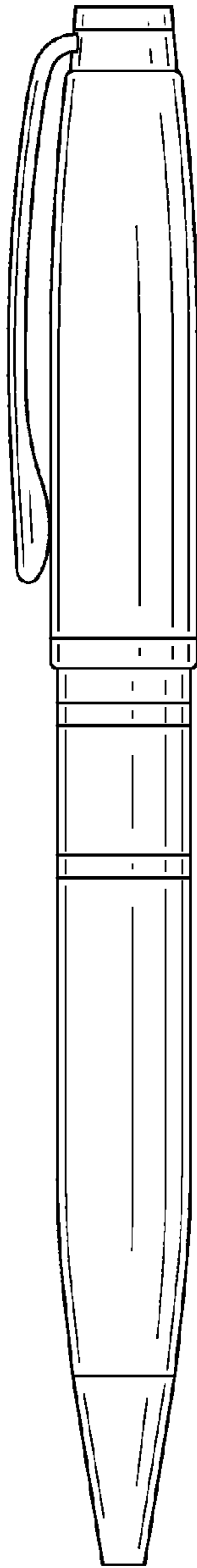


FIG. 2

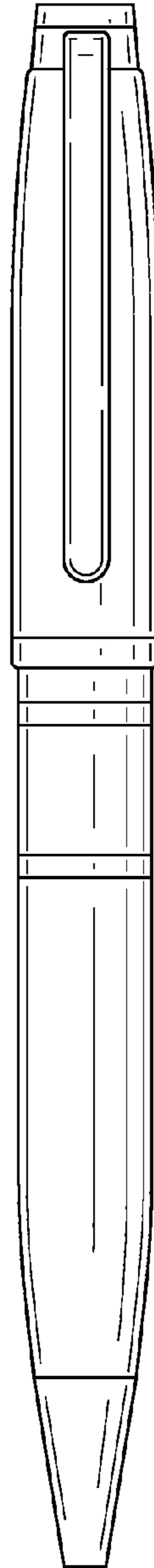


FIG. 3

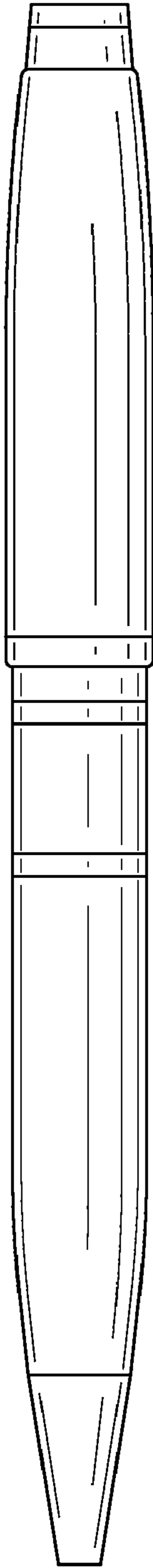


FIG. 4

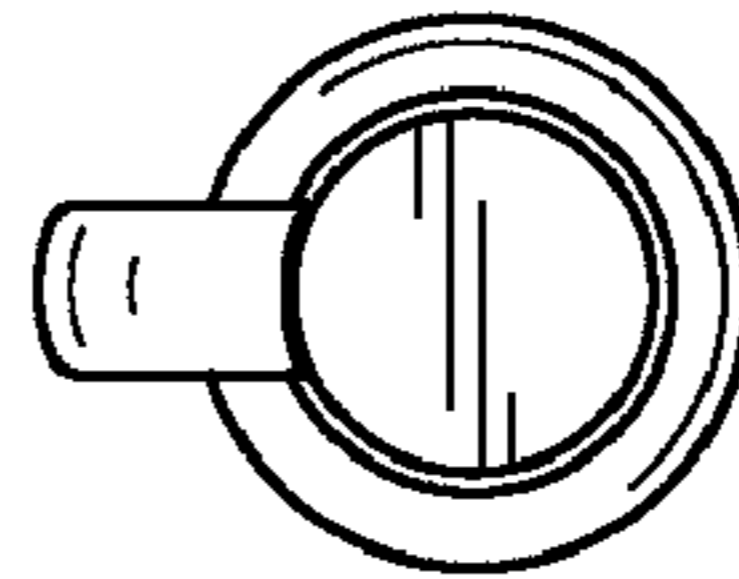


FIG. 5

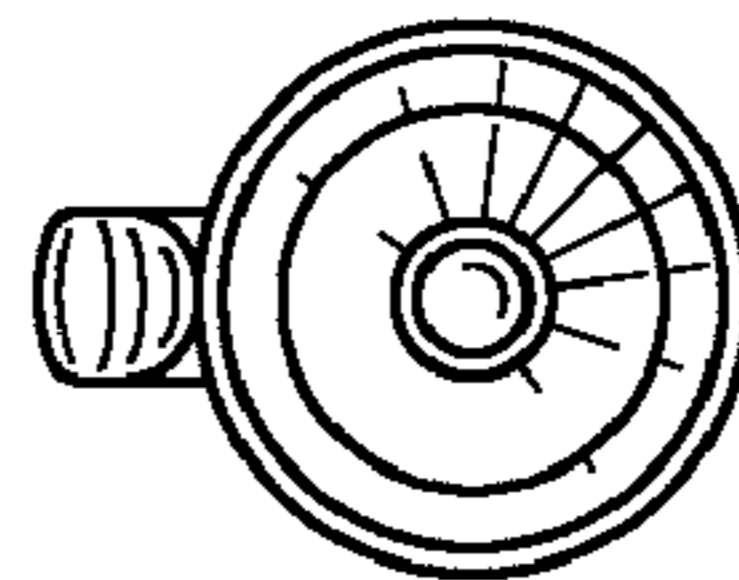


FIG. 6