



US00D569859S

(12) **United States Design Patent** (10) **Patent No.:** **US D569,859 S**  
**Nuovo** (45) **Date of Patent:** **\*\* May 27, 2008**

(54) **SET OF KEY BUTTONS FOR A HANDSET**

D543,530 S \* 5/2007 Ahn et al. .... D14/138  
D544,474 S \* 6/2007 Kim et al. .... D14/247  
D550,220 S \* 9/2007 Lyles ..... D14/247  
D550,661 S \* 9/2007 Fahlgren ..... D14/247  
2004/0180703 A1\* 9/2004 Kim et al. .... 455/575.1

(75) Inventor: **Frank Nuovo**, Los Angeles, CA (US)

(73) Assignee: **Nokia Corporation**, Espoo (FI)

(\*\*) Term: **14 Years**

**FOREIGN PATENT DOCUMENTS**

(21) Appl. No.: **29/280,551**

EM 2002 00376 6/2002  
EM 000086129-0001 9/2005  
EM 000086129-0002 9/2005  
EM 000086129-0003 9/2005  
EM 000086129-0004 9/2005

(22) Filed: **May 31, 2007**

**Related U.S. Application Data**

**OTHER PUBLICATIONS**

(63) Continuation of application No. 29/246,359, filed on Apr. 3, 2006.

Bird M11, announced 1Q 2006, <URL:www.gsmarena.com>, retrieved from internet Dec. 4, 2007.\*

(51) **LOC (8) Cl.** ..... **14-03**

Sagem My V-85, announced 4Q 2005, <URL:www.gsmarena.com>, retrieved from internet Dec. 4, 2007.\*

(52) **U.S. Cl.** ..... **D14/247**

(58) **Field of Classification Search** ..... D14/137-138, D14/147-148, 156, 218, 247-248, 341-347, D14/496, 390, 399, 455, 456; D16/208; D21/329, 331, 333, 517; 348/14.01-14.02; 361/814; 379/433.01-433.13; 455/90.3, 455/556.1-556.2, 566, 575.1, 575.3, 575.4; D13/164, 168; 439/165; 343/702

\* cited by examiner

*Primary Examiner*—Ian Simmons

*Assistant Examiner*—Carla Wright

(74) *Attorney, Agent, or Firm*—Banner & Witcoff, Ltd.

See application file for complete search history.

(57) **CLAIM**

The ornamental design for a set of key buttons for a handset, as shown and described.

(56) **References Cited**

**DESCRIPTION**

**U.S. PATENT DOCUMENTS**

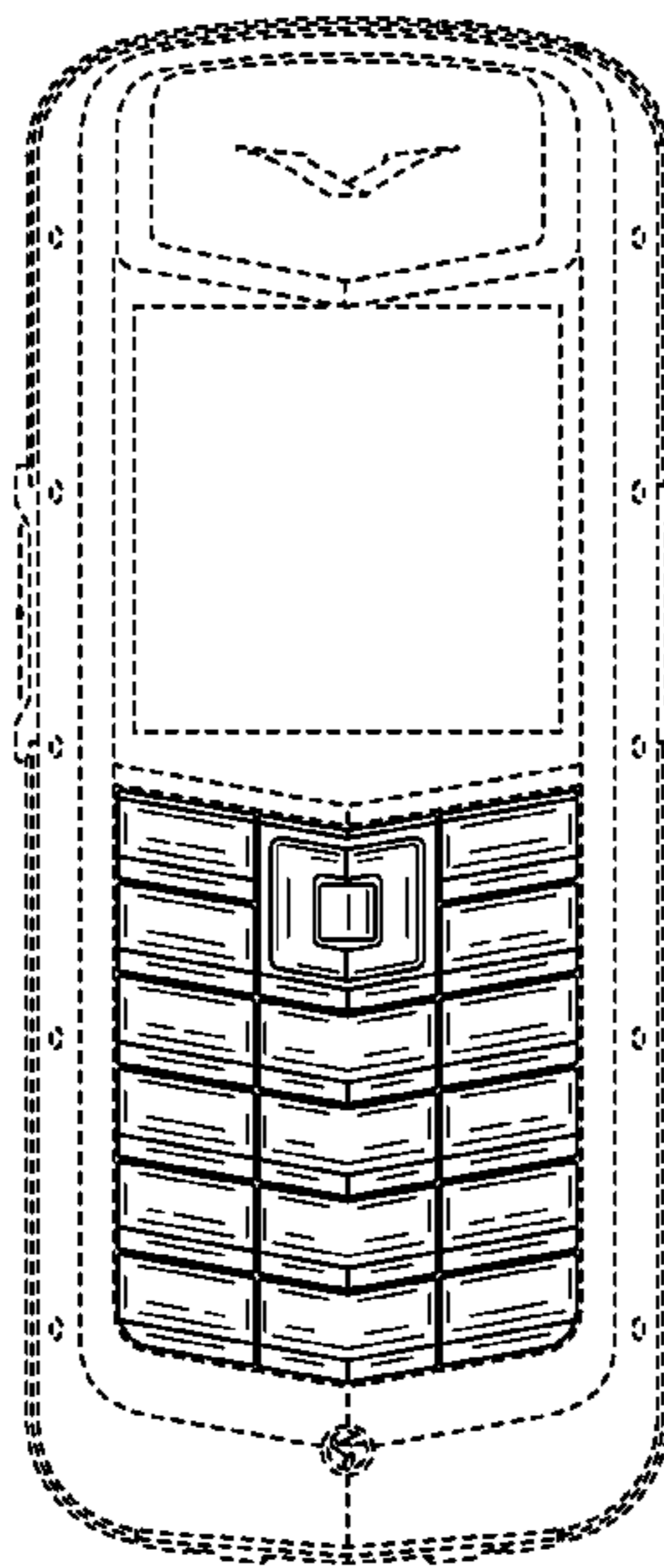
D465,482 S 11/2002 Nuovo  
D465,774 S \* 11/2002 Nuovo ..... D14/138  
D466,890 S 12/2002 Nuovo  
D484,873 S \* 1/2004 Salmi ..... D14/247  
D491,929 S \* 6/2004 Nuovo et al. .... D14/247  
D524,276 S \* 7/2006 Kim et al. .... D14/138  
D539,791 S \* 4/2007 Sheu ..... D14/247  
D541,246 S \* 4/2007 Kim et al. .... D14/138  
D543,186 S \* 5/2007 Kim et al. .... D14/138  
D543,199 S \* 5/2007 Majanen et al. .... D14/247

FIG. 1 is a front view of a set of key buttons for the handset showing my new design; and,

FIG. 2 is a perspective front view thereof.

The broken line showing disclaimed regions in the figures are for illustrative purposes only and form no part of the claimed design.

**1 Claim, 2 Drawing Sheets**



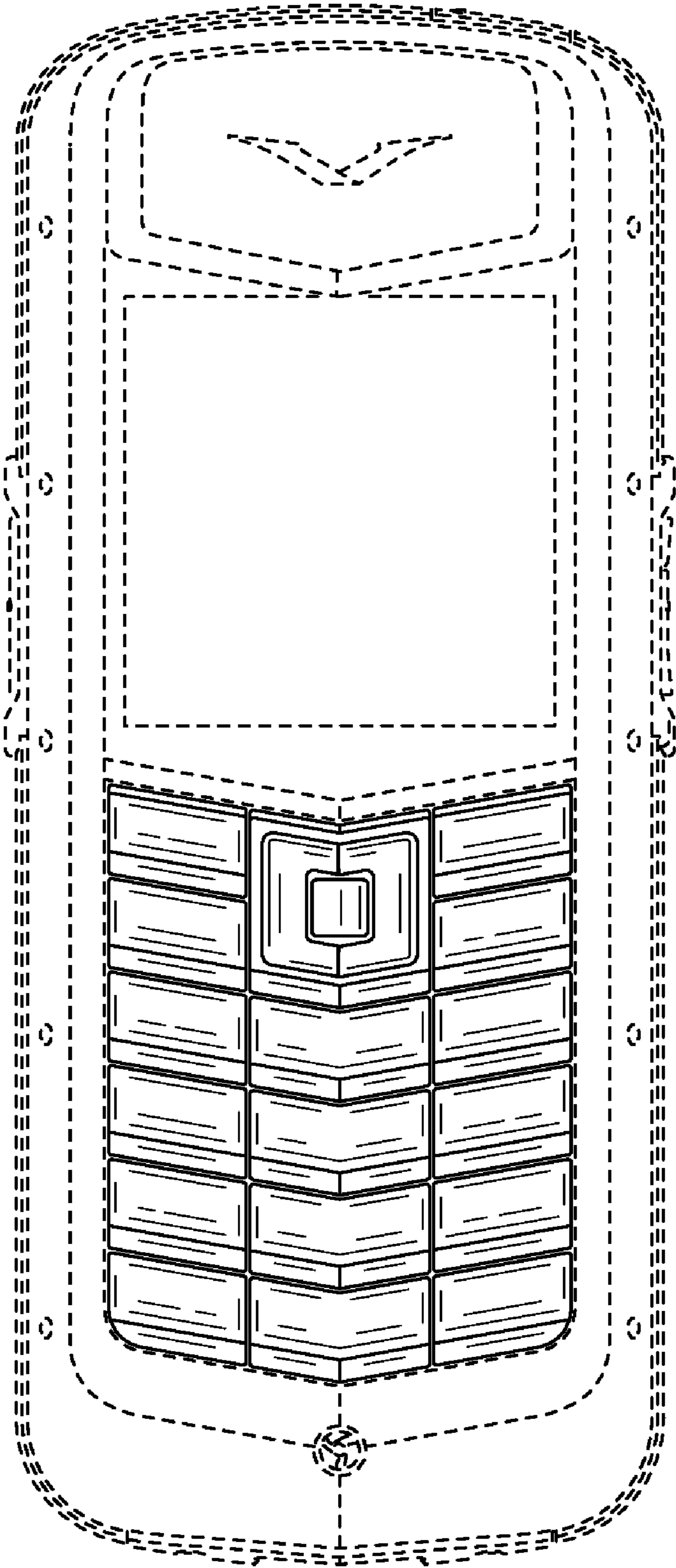


FIG. 1

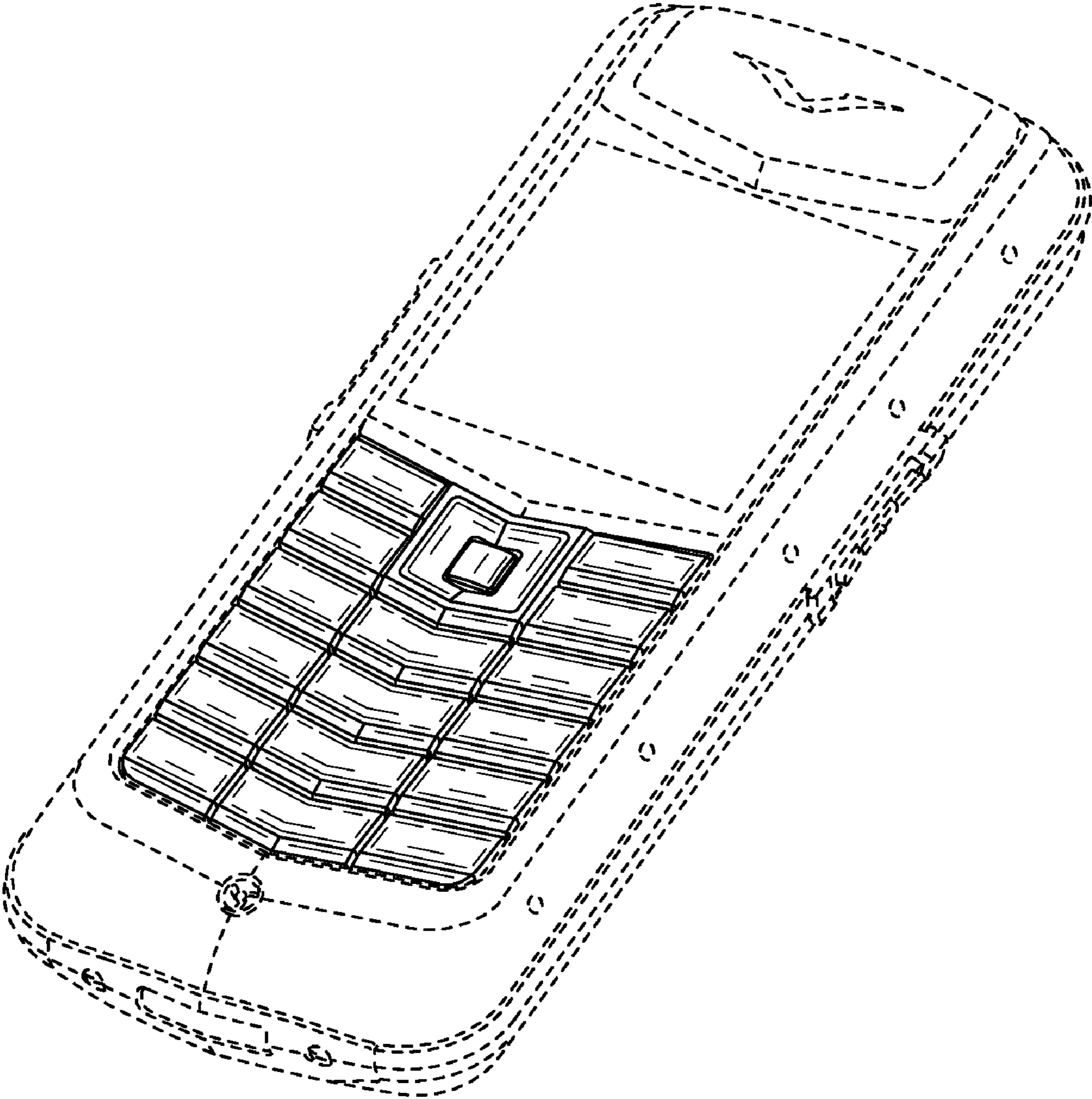


FIG. 2