

US00D569858S

(12) **United States Design Patent** (10) **Patent No.:** **US D569,858 S**
He (45) **Date of Patent:** **** May 27, 2008**

(54) **SET OF KEY BUTTONS FOR A HANDSET**

D550,220 S * 9/2007 Lyles D14/247
D550,661 S * 9/2007 Fahlgren D14/247
2006/0097931 A1 * 5/2006 Kim et al. 343/702
2006/0105806 A1 * 5/2006 Vance et al. 455/556.1

(75) Inventor: **Wei He**, Beijing (CN)

(73) Assignee: **Nokia Corporation**, Espoo (FI)

(**) Term: **14 Years**

FOREIGN PATENT DOCUMENTS

WO DM/066599 * 4/2005
WO DM/069167 * 7/2007

(21) Appl. No.: **29/249,229**

(22) Filed: **Sep. 27, 2006**

OTHER PUBLICATIONS

(30) **Foreign Application Priority Data**

Mar. 30, 2006 (FI) M20060069

Sony Ericsson T630, announced 4Q 2003, <URL:www.gsmarena.com>, retrieved from internet Oct. 6, 2007.*
Motorola MPx100, announced 1Q 2004, <URL:www.gsmarena.com>, retrieved from internet Oct. 6, 2007.*
Nokia 6021, announced 1Q 2005, <URL:www.gsmarena.com>, retrieved from internet Oct. 6, 2007.*

(51) **LOC (8) Cl.** **14-03**

(52) **U.S. Cl.** **D14/247**

(58) **Field of Classification Search** D14/137-138,
D14/147-148, 156, 218, 247-248, 341-347,
D14/496, 390, 399; D16/208; D21/329,
D21/331, 333, 517; 348/14.01-14.02; 361/814;
379/433.01-433.13; 455/90.3, 556.1-556.2,
455/566, 575.1, 575.3, 575.4; D13/164,
D13/168; 439/165

* cited by examiner

Primary Examiner—Ian Simmons
Assistant Examiner—Carla Wright
(74) *Attorney, Agent, or Firm*—Banner & Witcoff, Ltd.

See application file for complete search history.

(57) **CLAIM**

The ornamental design for a set of key buttons for a handset, as shown and described.

(56) **References Cited**

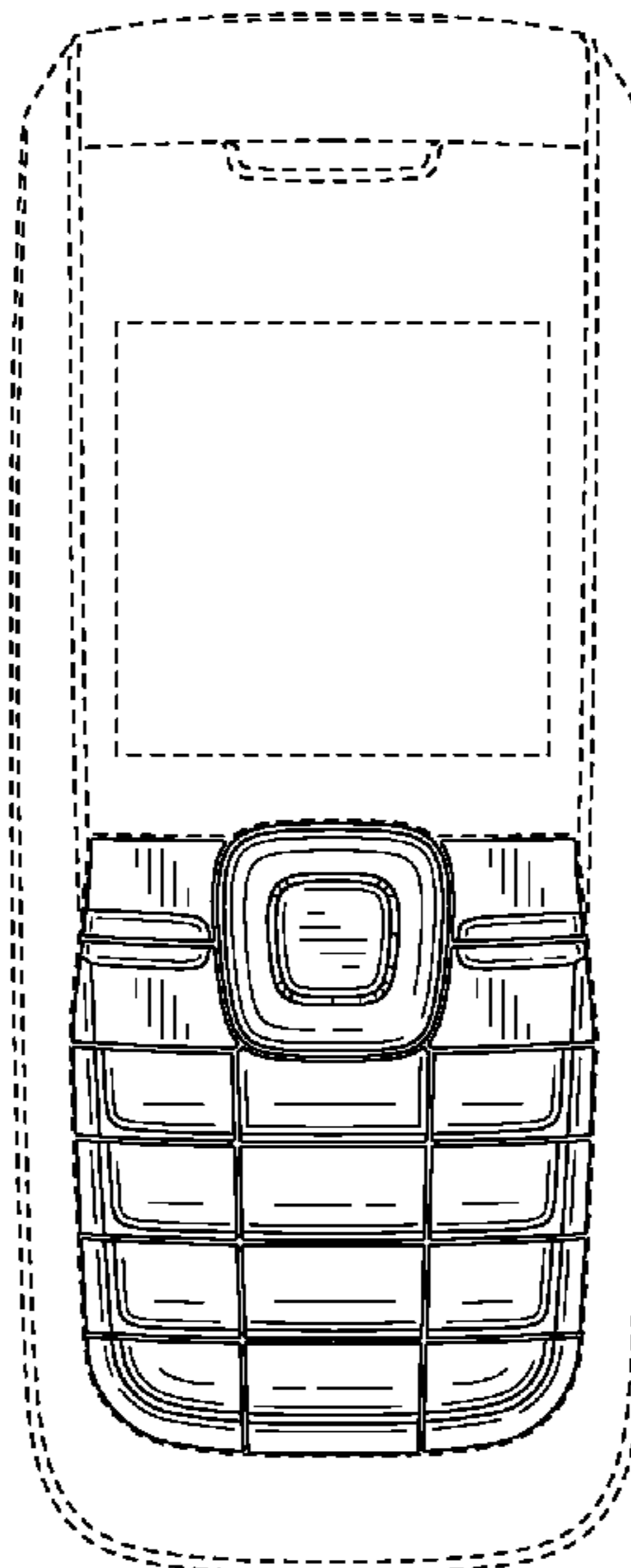
U.S. PATENT DOCUMENTS

D523,836 S * 6/2006 Park D14/138
D532,767 S * 11/2006 Yoshino et al. D14/138
D539,791 S * 4/2007 Sheu D14/247
D541,246 S * 4/2007 Kim et al. D14/138
D543,199 S * 5/2007 Majanen et al. D14/247
D544,474 S * 6/2007 Kim et al. D14/247
D545,800 S * 7/2007 Ou et al. D14/138
D549,208 S * 8/2007 Huang et al. D14/138
D549,699 S * 8/2007 Bower D14/247

DESCRIPTION

FIG. 1 is a front view of a a set of key buttons for a handset showing my new design; and,
FIG. 2 is a perspective front view thereof.
The broken lines showing the remainder of the handset is for illustrative purposes only and forms no part of the claimed design.

1 Claim, 1 Drawing Sheet



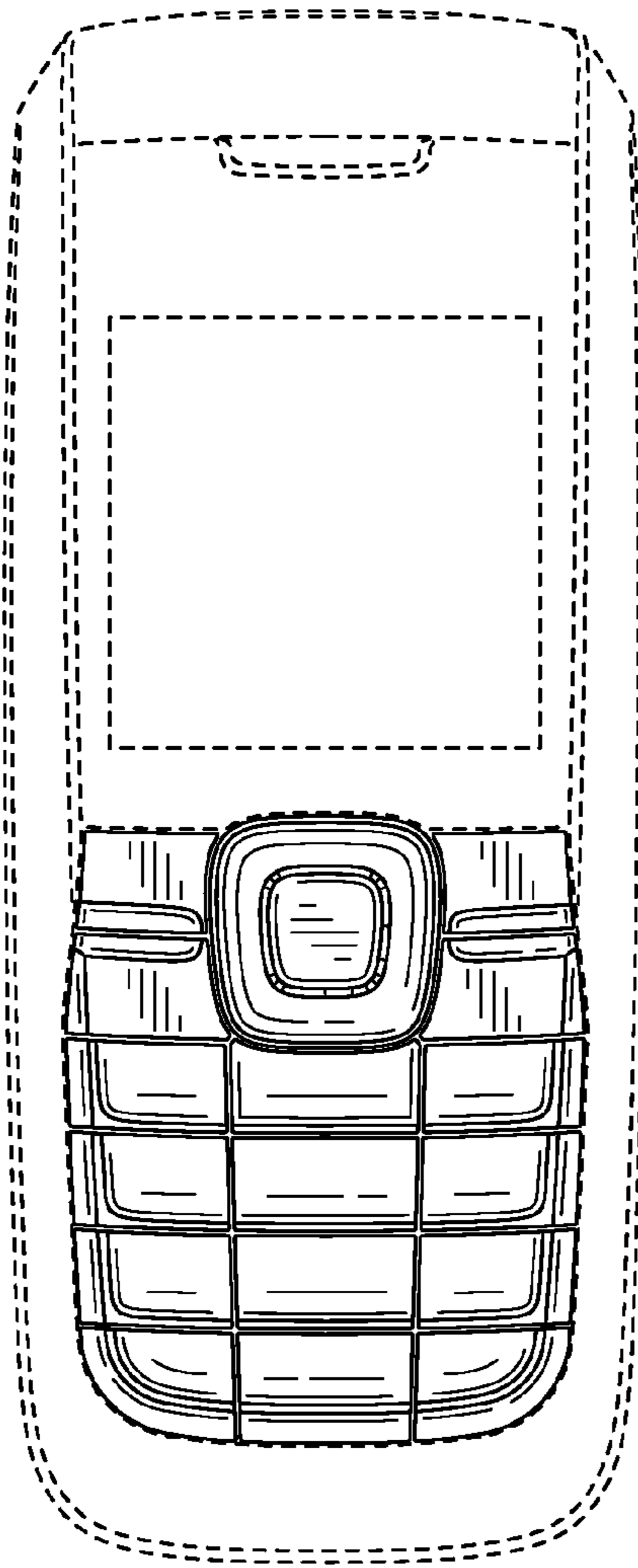


FIG. 1

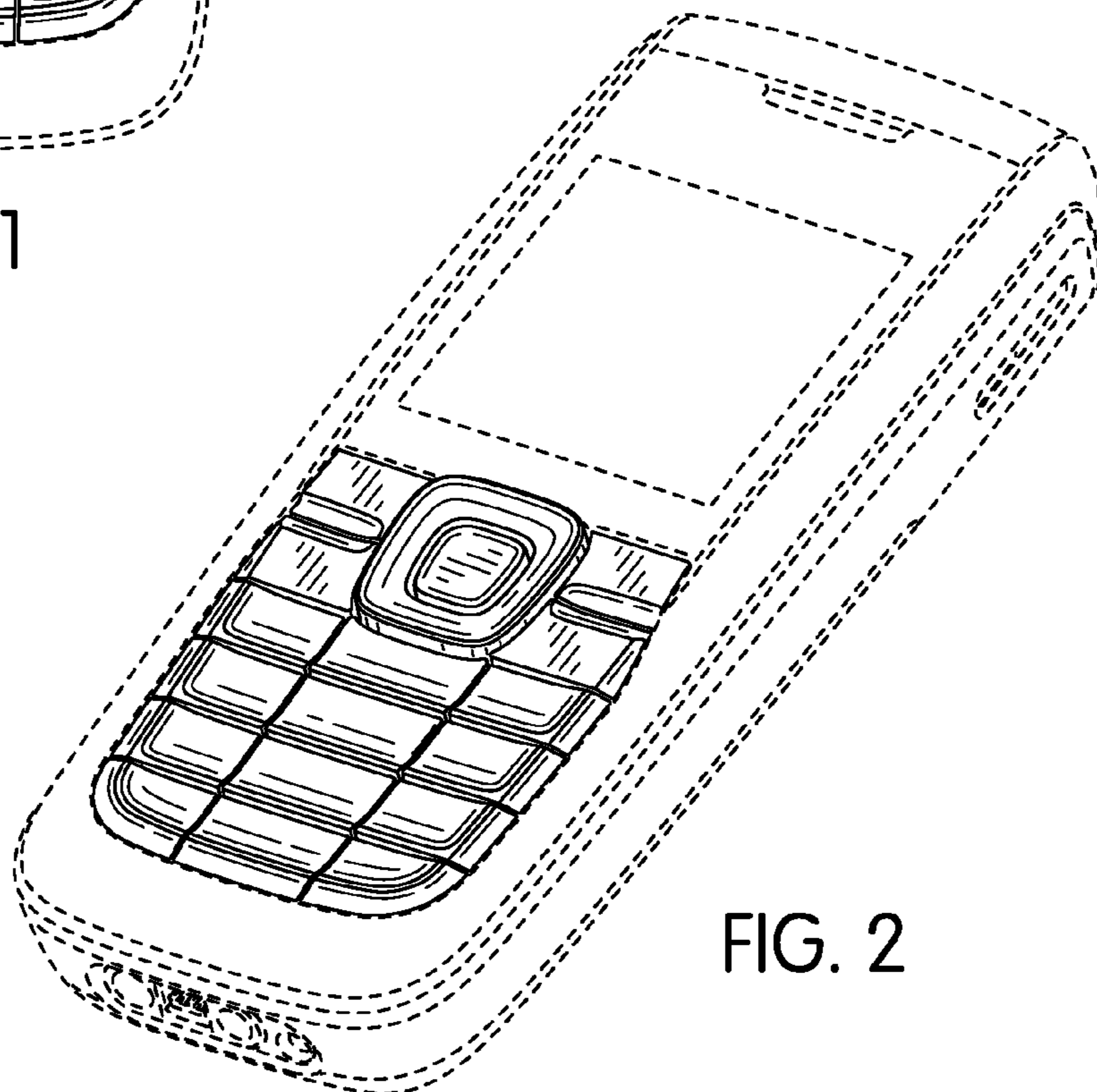


FIG. 2