

US00D569857S

(12) **United States Design Patent** (10) **Patent No.:** **US D569,857 S**
Di et al. (45) **Date of Patent:** **** May 27, 2008**

(54) **SET OF KEY BUTTONS FOR A HANDSET**

D538,771 S * 3/2007 Bower D14/138
D539,791 S * 4/2007 Sheu D14/247
D543,199 S * 5/2007 Majanen et al. D14/247
2004/0180703 A1* 9/2004 Kim et al. 455/575.1

(75) Inventors: **Tao Di**, Beijing (CN); **William Yau**,
Beijing (CN); **Antti Kujala**, Helsinki
(FI)

FOREIGN PATENT DOCUMENTS

(73) Assignee: **Nokia Corporation**, Espoo (FI)

TW D104130 4/2005
WO DM/066599 * 4/2005
WO DM/067978 * 7/2006

(**) Term: **14 Years**

(21) Appl. No.: **29/243,553**

OTHER PUBLICATIONS

(22) Filed: **Nov. 28, 2005**

“LG L341i”, 2 pp including photos, [online], <URL:http://www.gsmarena.com/lg_l341i-pictures-1194.php>, announced 2Q 2005, retrieved May 25, 2007.*

(30) **Foreign Application Priority Data**

May 27, 2005 (FI) M20050090

* cited by examiner

(51) **LOC (8) Cl.** **14-03**

Primary Examiner—Ian Simmons

(52) **U.S. Cl.** **D14/247**

Assistant Examiner—Carla Jobe Wright

(58) **Field of Classification Search** D14/137–138,
D14/147–148, 156, 218, 247–248, 341–347,
D14/496, 390, 399; D16/208; D21/329,
D21/331, 333, 517; 348/14.01–14.02; 361/814;
379/433.01–433.13; 455/556.1–556.2, 575.1,
455/575.3, 575.4, 566, 90.3; D13/164, 168;
439/165

(74) *Attorney, Agent, or Firm*—Banner & Witcoff, Ltd.

See application file for complete search history.

(57) **CLAIM**

(56) **References Cited**

The ornamental design for a set of key buttons for a handset, as shown and described.

U.S. PATENT DOCUMENTS

DESCRIPTION

D507,562 S * 7/2005 Kim D14/247
D507,563 S * 7/2005 Moss D14/247
D514,079 S * 1/2006 Lai D14/138
D525,229 S * 7/2006 Friesen et al. D14/138
D527,726 S * 9/2006 Viitasaari D14/247
D529,022 S * 9/2006 Lyles D14/247
D532,767 S * 11/2006 Yoshino et al. D14/138
D536,681 S * 2/2007 Surtouc D14/130
D538,770 S * 3/2007 Lyles D14/138

FIG. 1 is a front view of a first embodiment of a set of key buttons for a handset showing our new design;

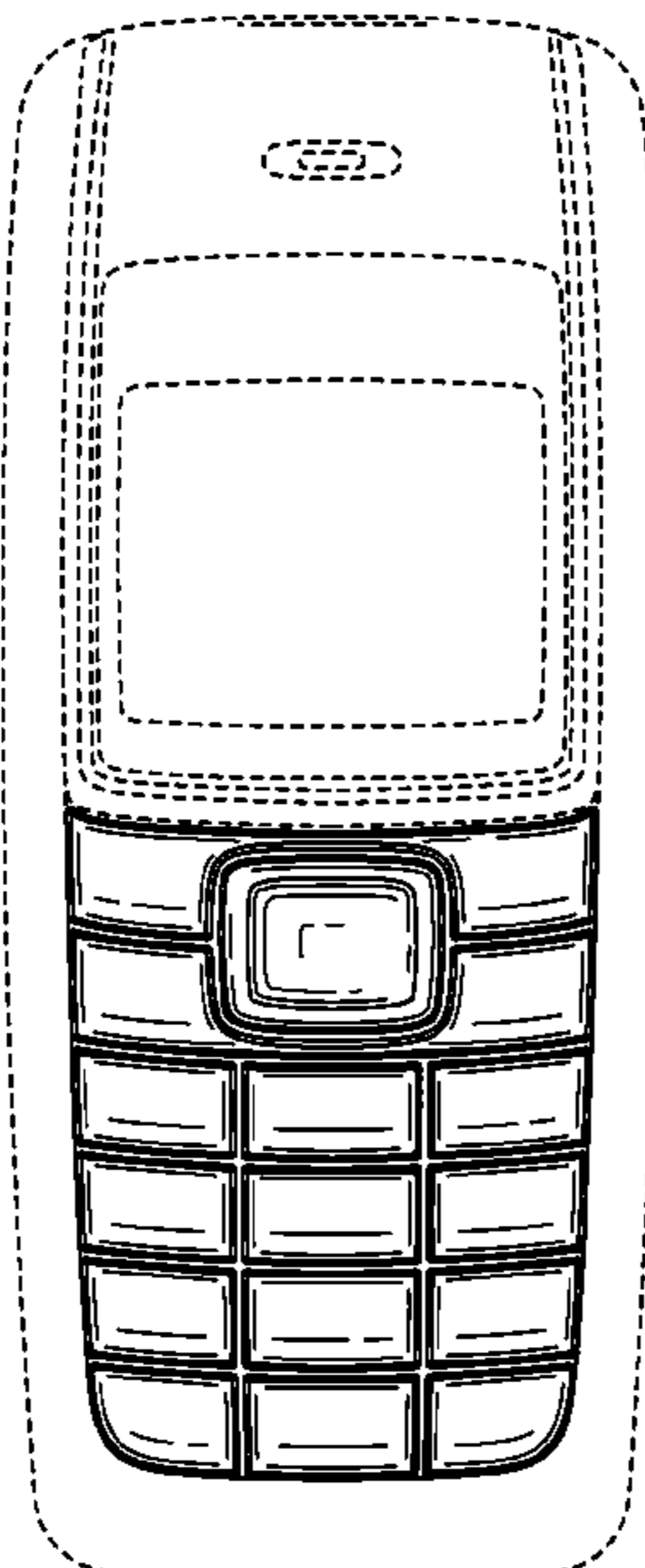
FIG. 2 is a perspective view thereof;

FIG. 3 is a front view of a second embodiment of a set of key buttons for a handset showing our new design thereof; and,

FIG. 4 is a perspective view thereof.

The broken line showing of environmental structures is for illustrative purposes only and forms no part of the claimed design.

1 Claim, 3 Drawing Sheets



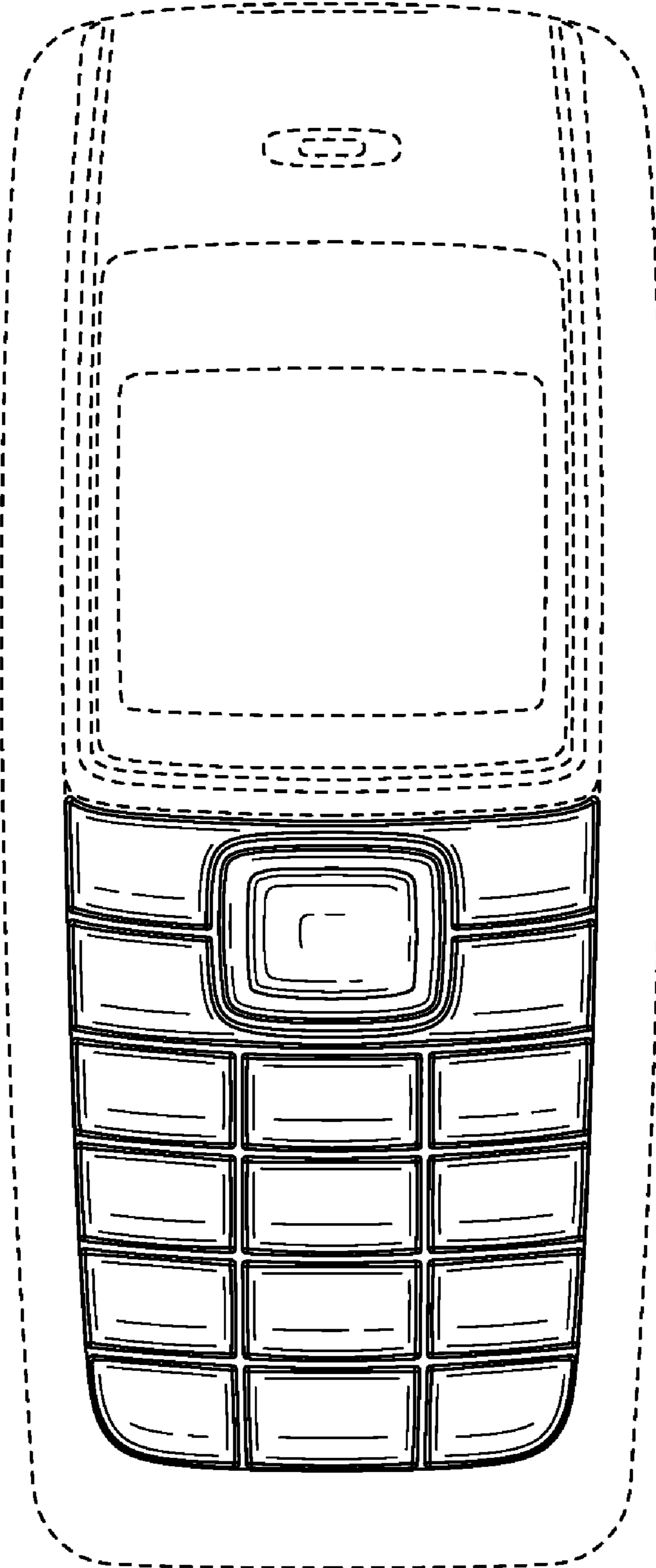


FIG. 1

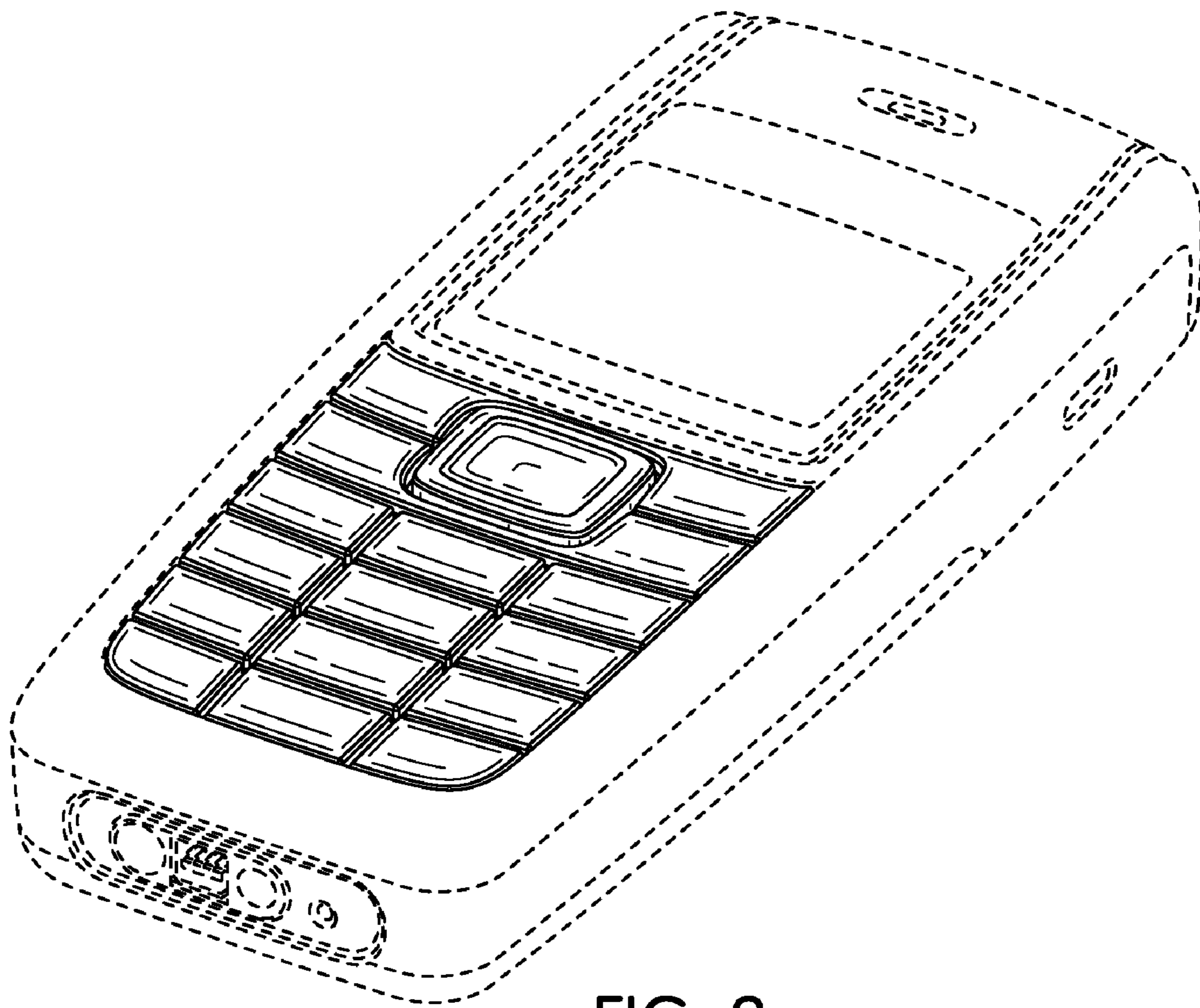


FIG. 2

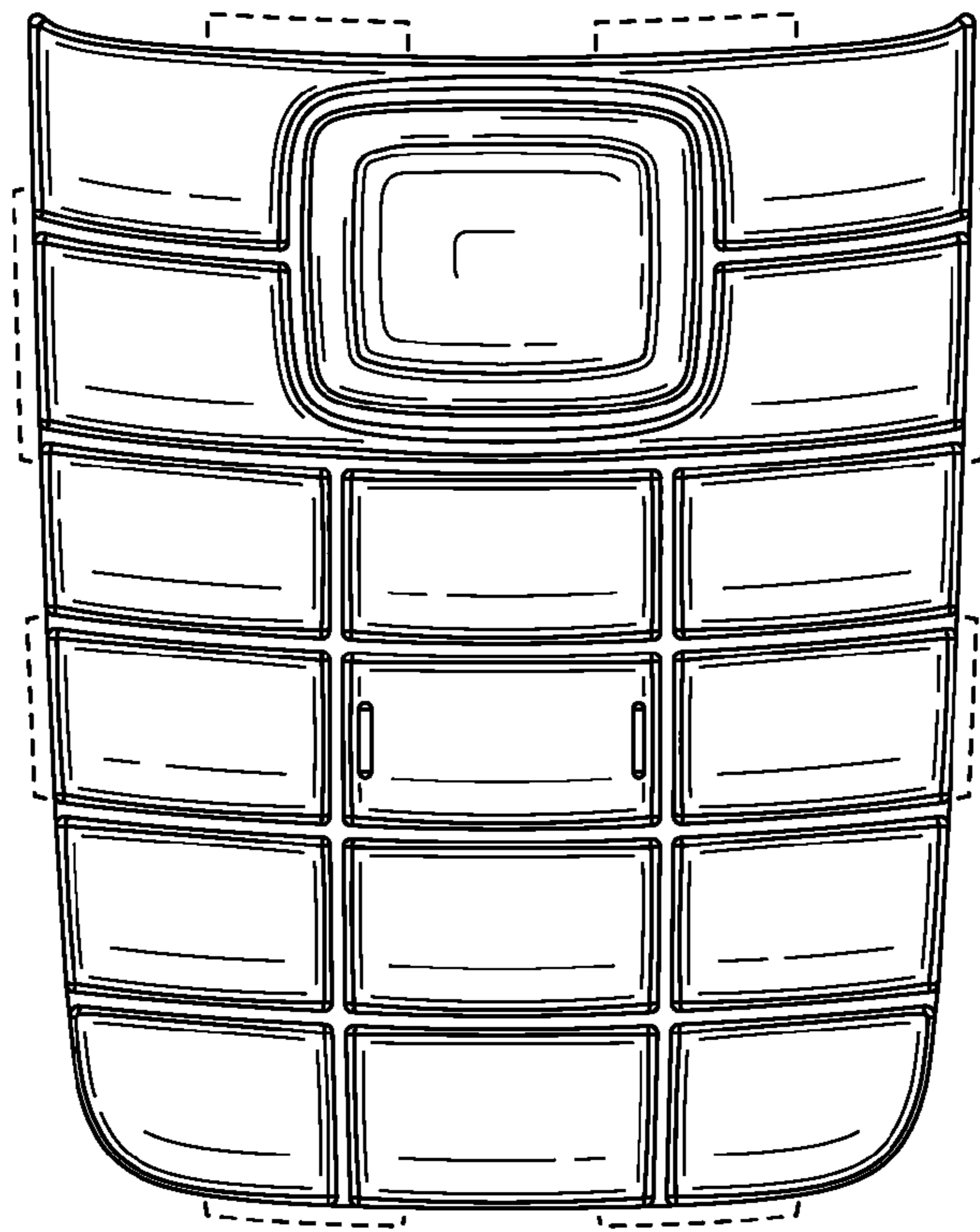


FIG. 3

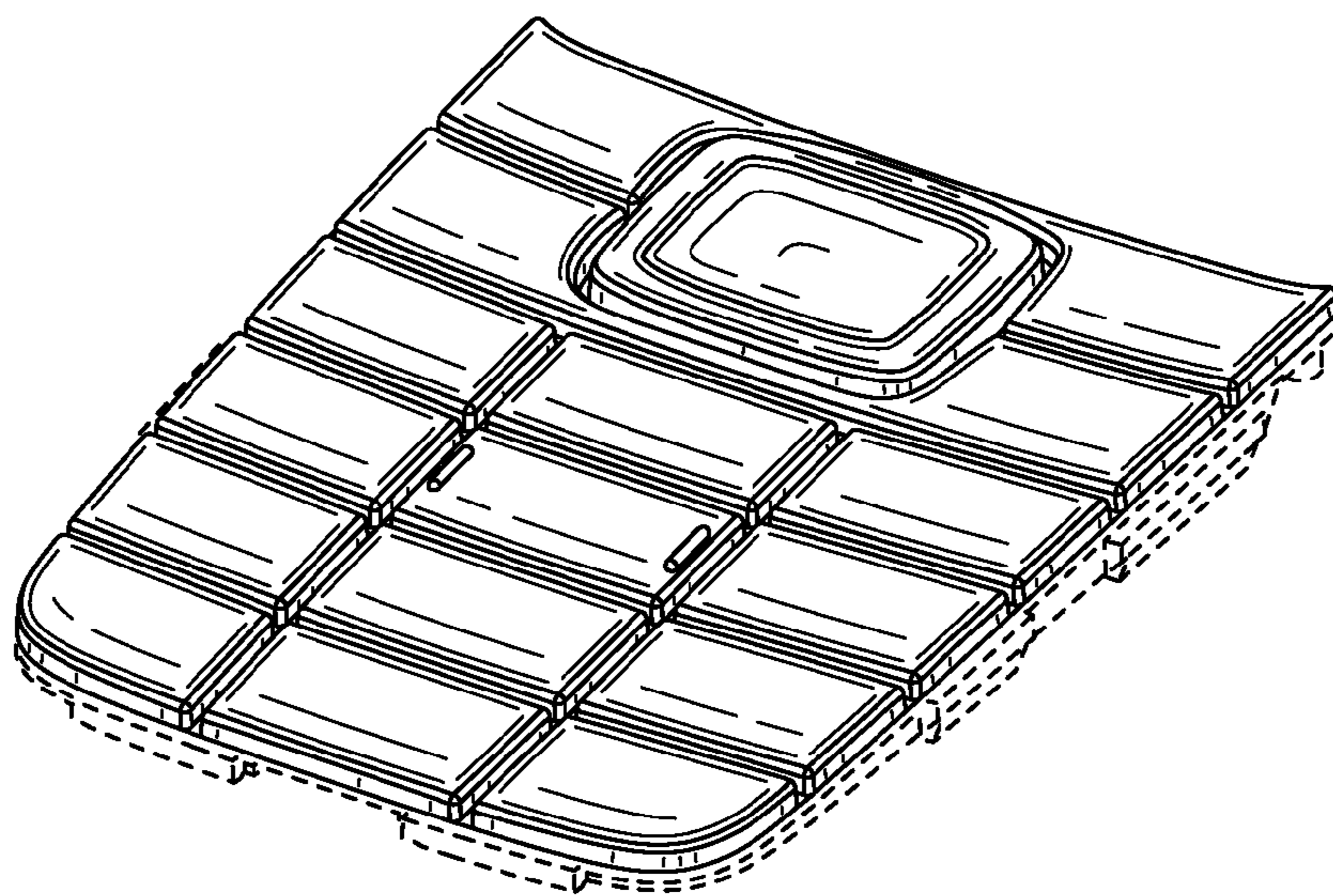


FIG. 4