



US00D569798S

(12) **United States Design Patent**
Lee

(10) **Patent No.:** **US D569,798 S**

(45) **Date of Patent:** **** May 27, 2008**

(54) **ANTISTATIC DEVICE**

(76) **Inventor:** **Wen Sung Lee**, 8F-2, No. 60-2, 1st Rd,
Taichung Industrial Park, Taichung City
(TW) 407

(**) **Term:** **14 Years**

(21) **Appl. No.:** **29/252,306**

(22) **Filed:** **Jan. 20, 2006**

(51) **LOC (8) Cl. 13-03**

(52) **U.S. Cl. D13/123; D26/37**

(58) **Field of Classification Search** D13/123-25,
D13/168, 171, 183, 165, 184, 199; D26/37-50;
362/157, 158, 171-174, 183-208; 361/271,
361/277, 301.1, 328-330, 763, 220, 212;
D32/8, 9, 35; D14/407, 408, 420; 335/284;
D8/61

See application file for complete search history.

(56) **References Cited**

U.S. PATENT DOCUMENTS

D263,952 S *	4/1982	Yoshizawa	D13/183
D362,959 S *	10/1995	Tran	D3/208
6,417,156 B1 *	7/2002	Smith et al.	510/515
D466,901 S *	12/2002	Clarke	D14/408
D511,586 S *	11/2005	Yeh	D26/37
D513,335 S *	12/2005	Lee	D26/37
D520,160 S *	5/2006	Lee	D26/37
D527,006 S *	8/2006	Francz et al.	D14/402

D544,975 S *	6/2007	Lee	D26/37
D547,737 S *	7/2007	Lee	D13/199
D549,371 S *	8/2007	Lee	D26/37
D549,862 S *	8/2007	Lee	D26/37

* cited by examiner

Primary Examiner—Daniel Bui
Assistant Examiner—Thomas J Johannes
(74) *Attorney, Agent, or Firm*—Banger Shia

(57) **CLAIM**

The ornamental design for an antistatic device, as shown and described.

DESCRIPTION

FIG. 1 is a perspective view of an antistatic device, showing my new design;

FIG. 2 is a front elevational view thereof;

FIG. 3 is a rear elevational view thereof;

FIG. 4 is a left side elevational view thereof;

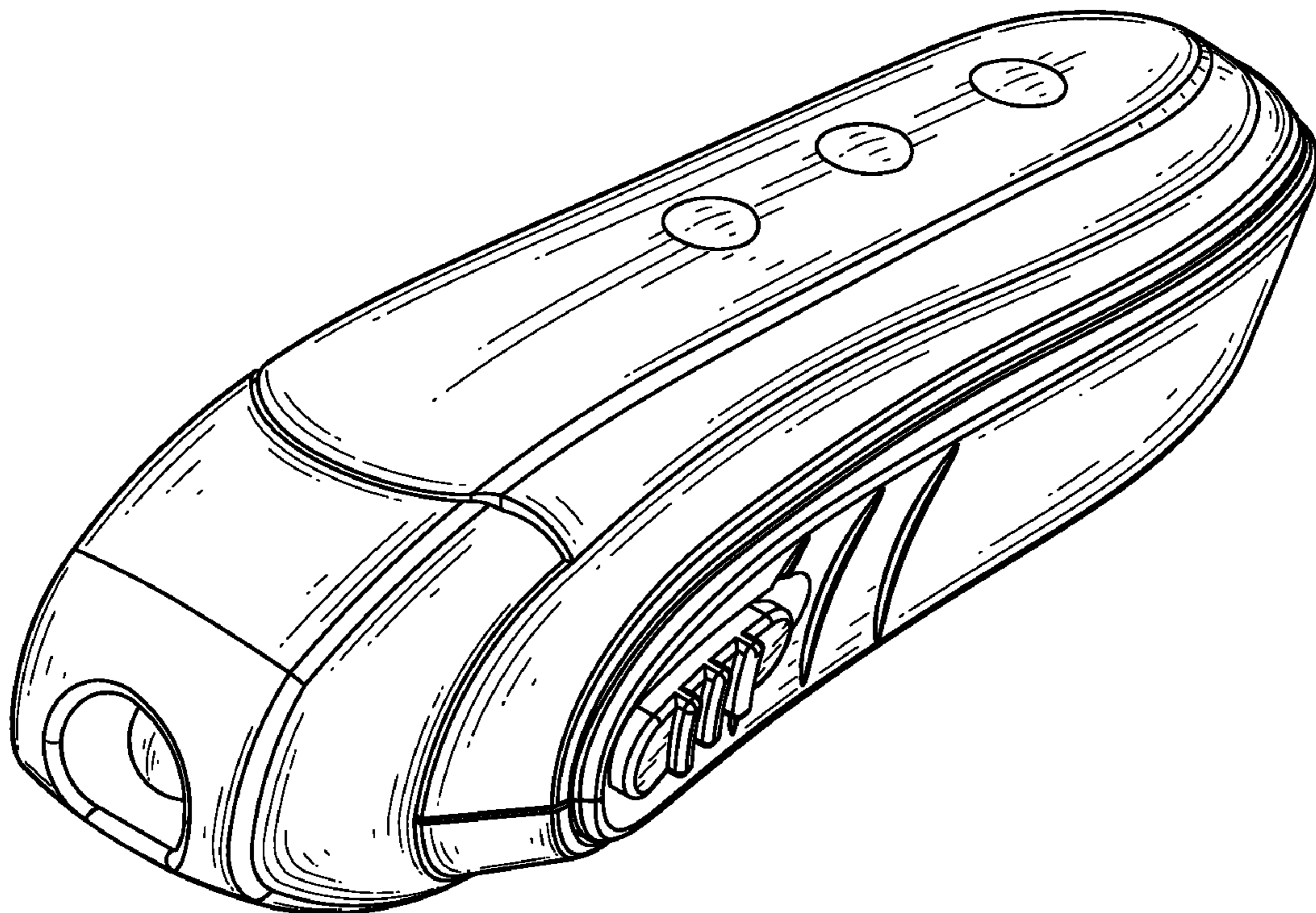
FIG. 5 is a right side elevational view thereof;

FIG. 6 is a top plan view thereof; and,

FIG. 7 is a bottom plan view thereof.

The broken line showing in the figure drawings is included for illustrative purposes only and forms no part of the claimed design.

1 Claim, 7 Drawing Sheets



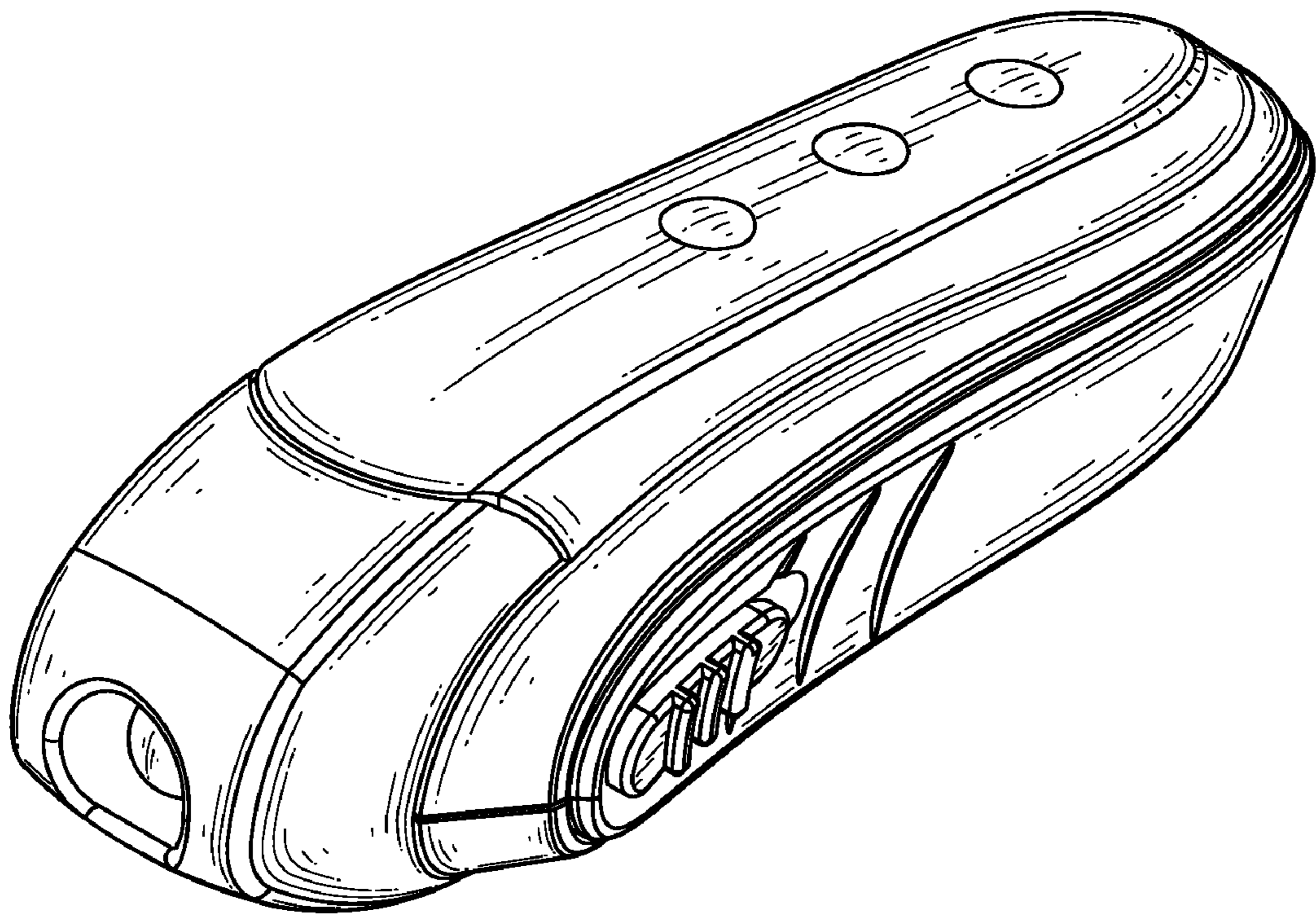


FIG. 1

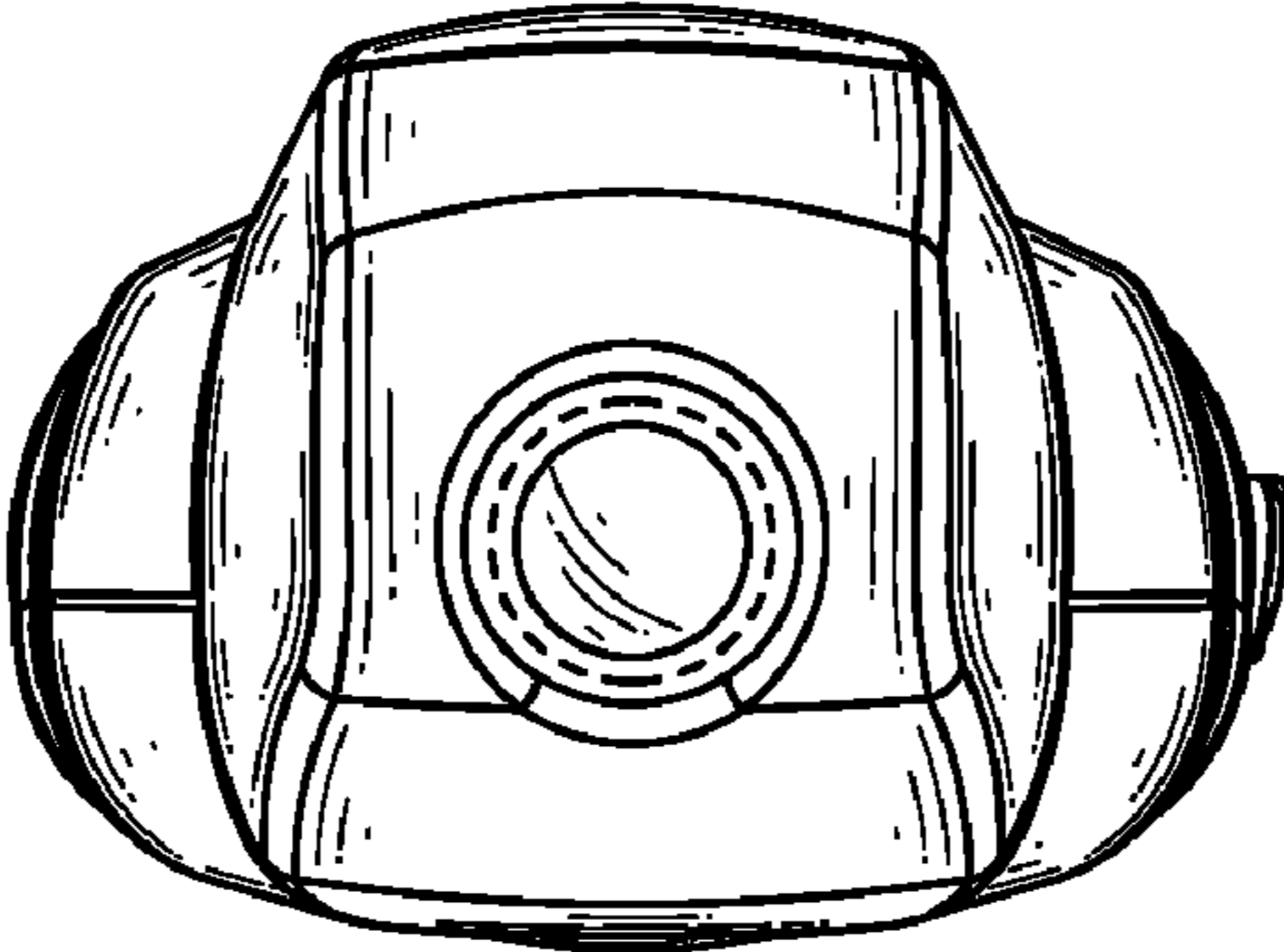


FIG. 2




FIG. 3




FIG. 4




FIG. 5

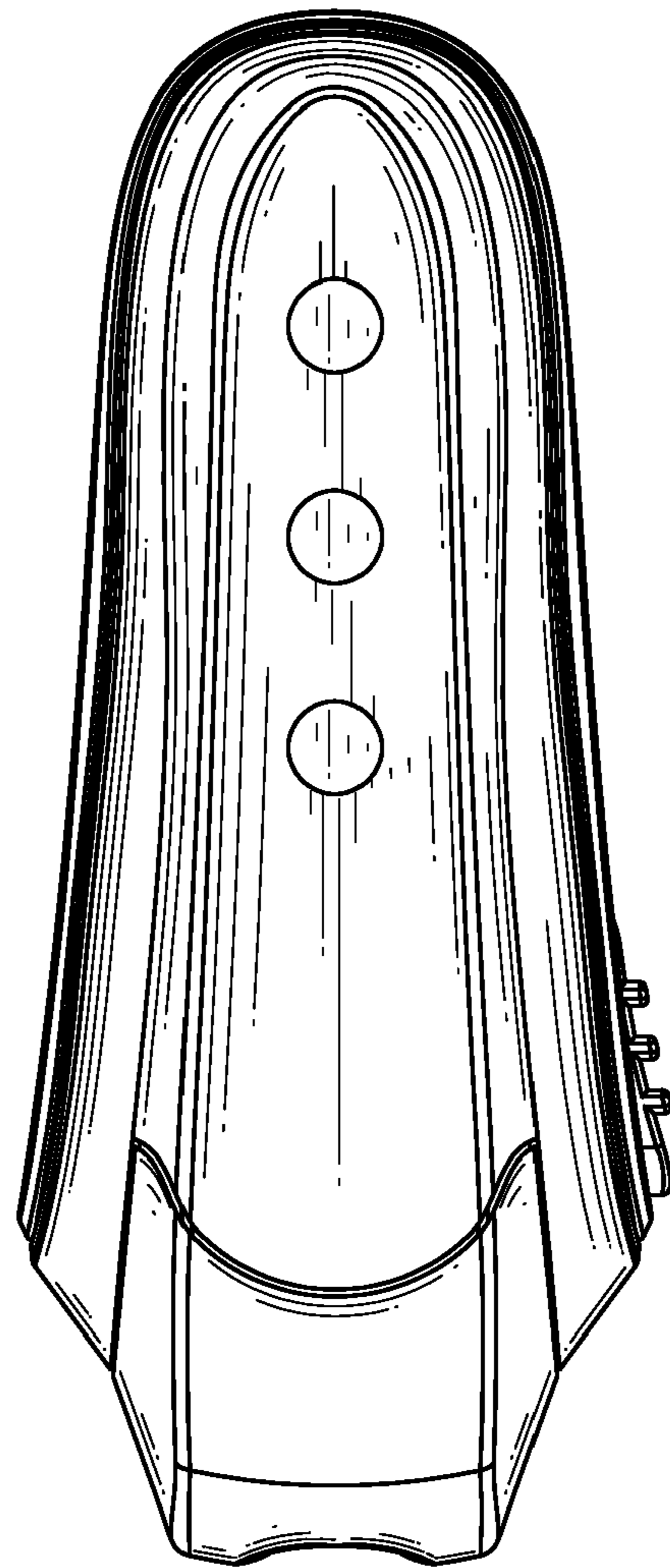


FIG. 6

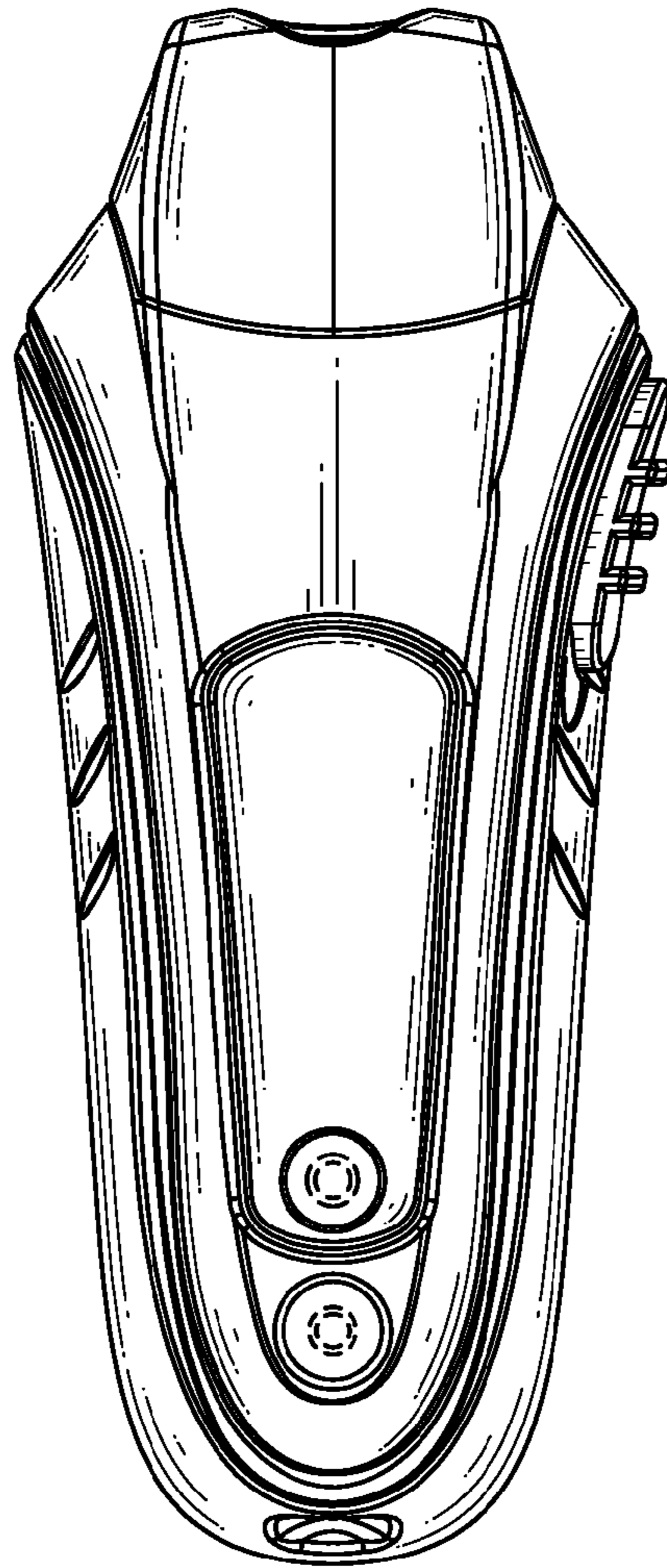


FIG. 7