



US00D569794S

(12) **United States Design Patent**
Zhang et al.

(10) **Patent No.:** **US D569,794 S**

(45) **Date of Patent:** **** May 27, 2008**

(54) **BATTERY MODULE**

(75) Inventors: **Joseph Zhang**, Guangdong Province (CN); **Thomas Lee**, Guangdong Province (CN); **Heng Zhou Lee**, Guangdong Province (CN); **Ji Lu Guo**, Guangdong Province (CN)

(73) Assignee: **McNair Technology Co., Ltd.**, Guangdong Province (CN)

(**) Term: **14 Years**

(21) Appl. No.: **29/282,644**

(22) Filed: **Jul. 25, 2007**

(30) **Foreign Application Priority Data**

Mar. 15, 2007 (CN) 2007 3 0131991

(51) **LOC (8) Cl.** **13-02**

(52) **U.S. Cl.** **D13/103**

(58) **Field of Classification Search** D13/102-106,
D13/110, 118-119, 184; 429/96-100, 163,
429/176

See application file for complete search history.

(56) **References Cited**

U.S. PATENT DOCUMENTS

D357,457 S * 4/1995 Larson D13/110
D379,962 S * 6/1997 Nuovo et al. D13/103
D384,327 S * 9/1997 Nakui D13/103

D389,455 S * 1/1998 Lindahl D13/103
D395,422 S * 6/1998 Sorensen et al. D13/103
D398,578 S * 9/1998 Chambers et al. D13/103
D400,495 S * 11/1998 Deslyper et al. D13/103
D402,955 S * 12/1998 Smith et al. D13/103
D422,262 S * 4/2000 Peterzell et al. D13/103
D446,766 S * 8/2001 Han et al. D13/103
D448,366 S * 9/2001 Youngers et al. D14/240
D543,937 S * 6/2007 Rose et al. D13/110
D551,615 S * 9/2007 Wahl et al. D13/103

* cited by examiner

Primary Examiner—Robin V. Webser

Assistant Examiner—Rosemary K Tarcza

(57) **CLAIM**

The ornamental design for a battery module, as shown and described.

DESCRIPTION

FIG. 1 is a perspective view of a battery module showing our new design;

FIG. 2 is a front elevational view thereof;

FIG. 3 is a rear elevational view thereof;

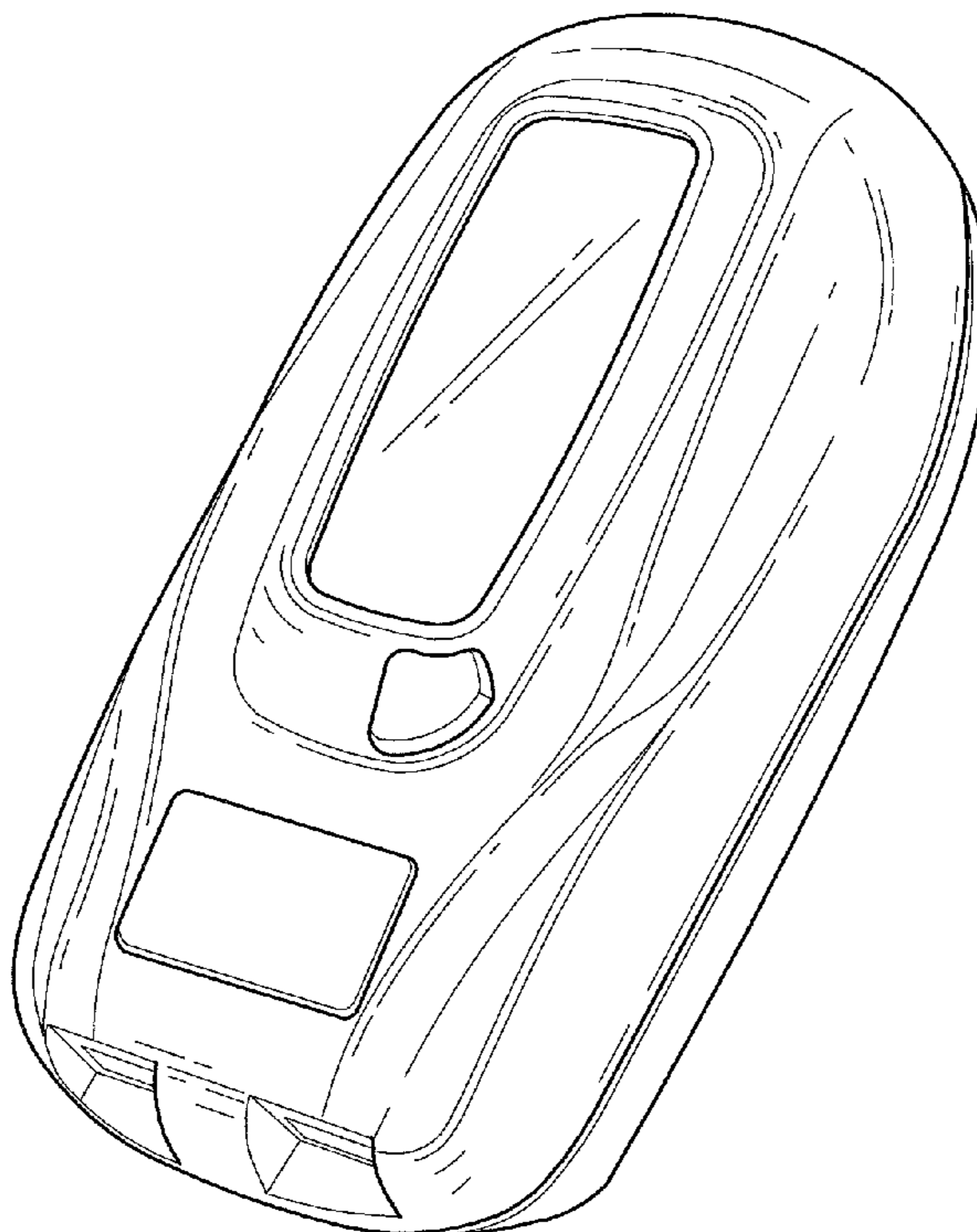
FIG. 4 is a left side elevational view thereof;

FIG. 5 is a right side elevational view thereof;

FIG. 6 is a top plan view thereof; and,

FIG. 7 is a bottom plan view thereof.

1 Claim, 6 Drawing Sheets



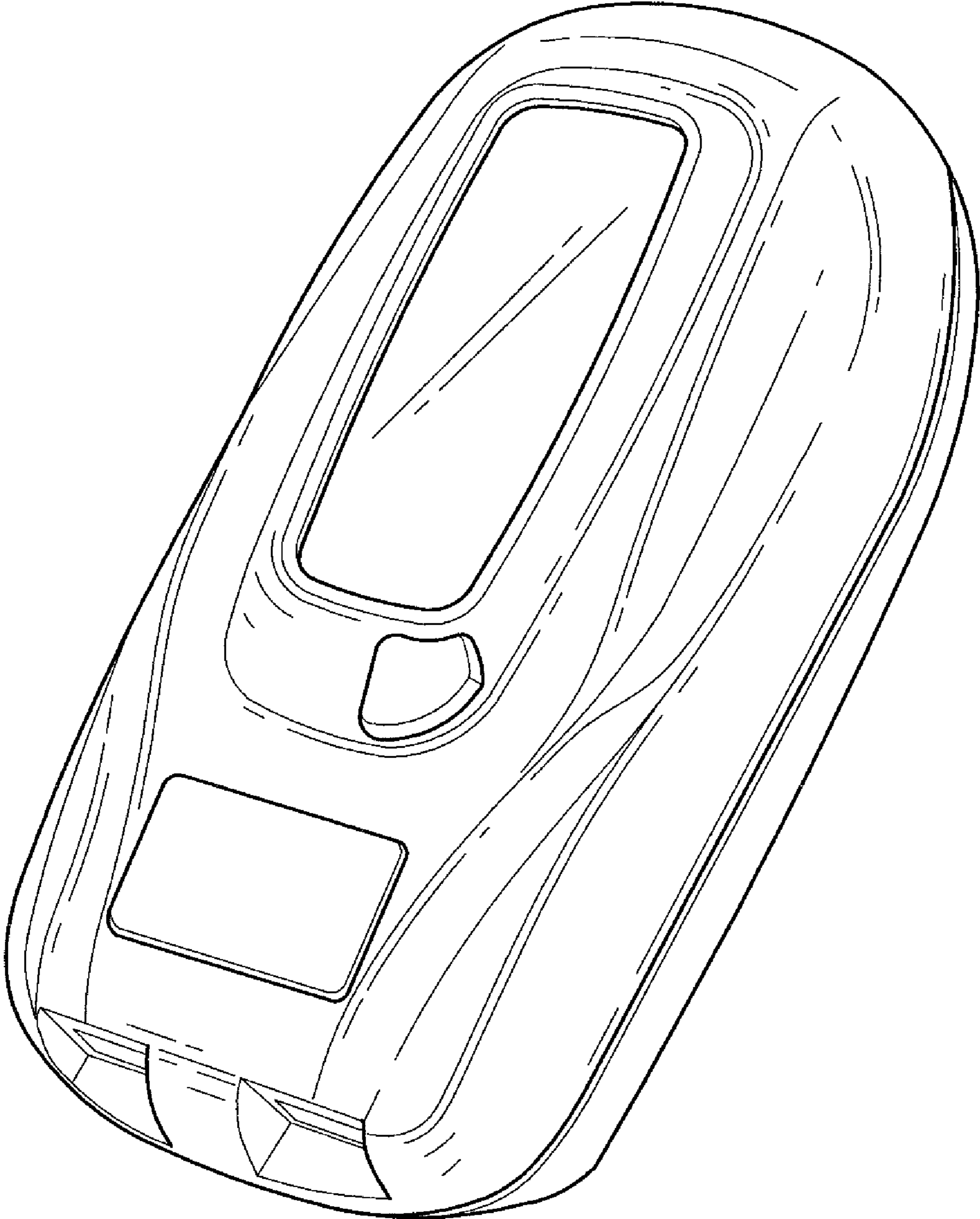


Fig. 1

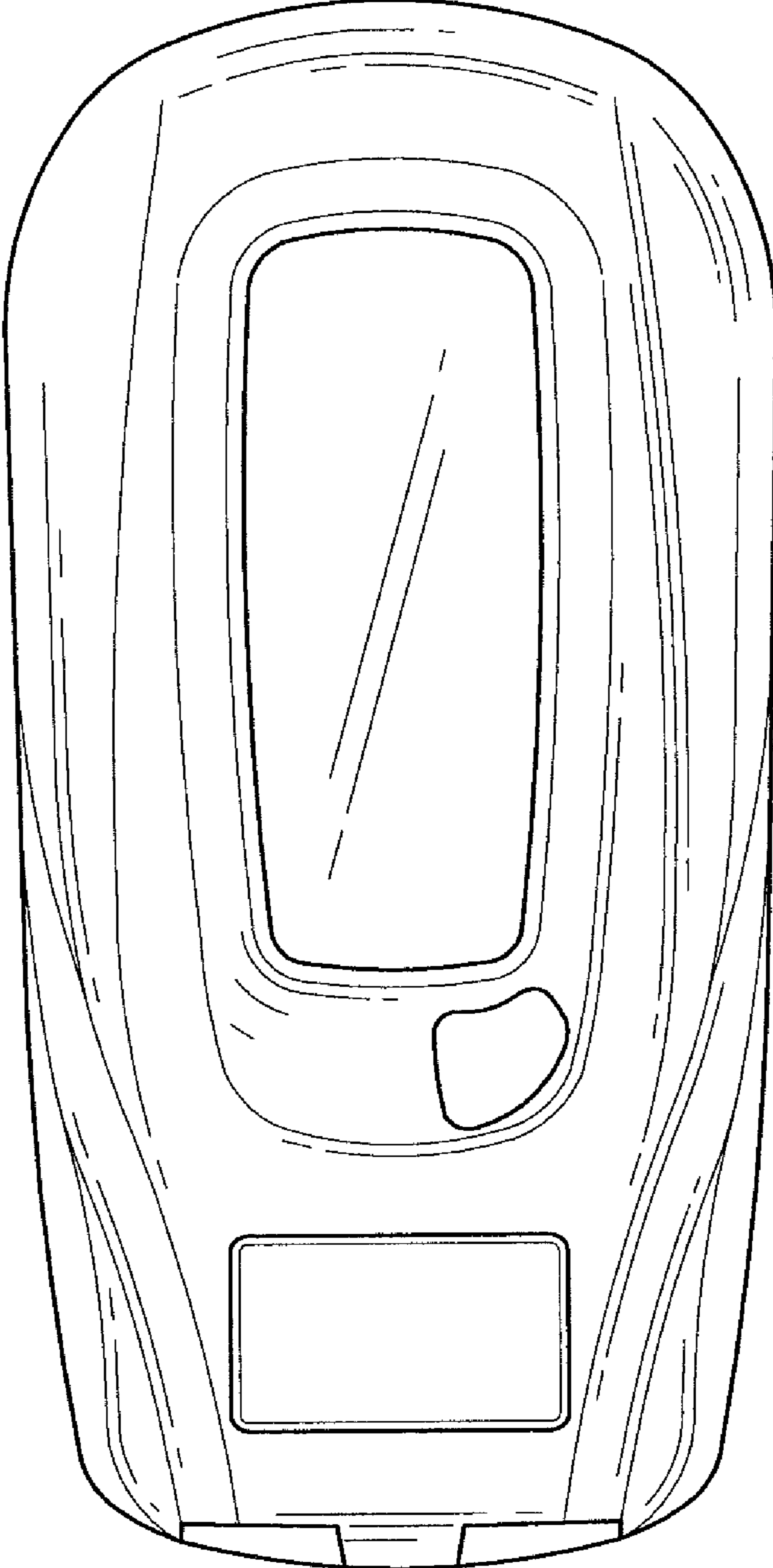


Fig. 2




Fig. 3



Fig. 4




Fig. 5

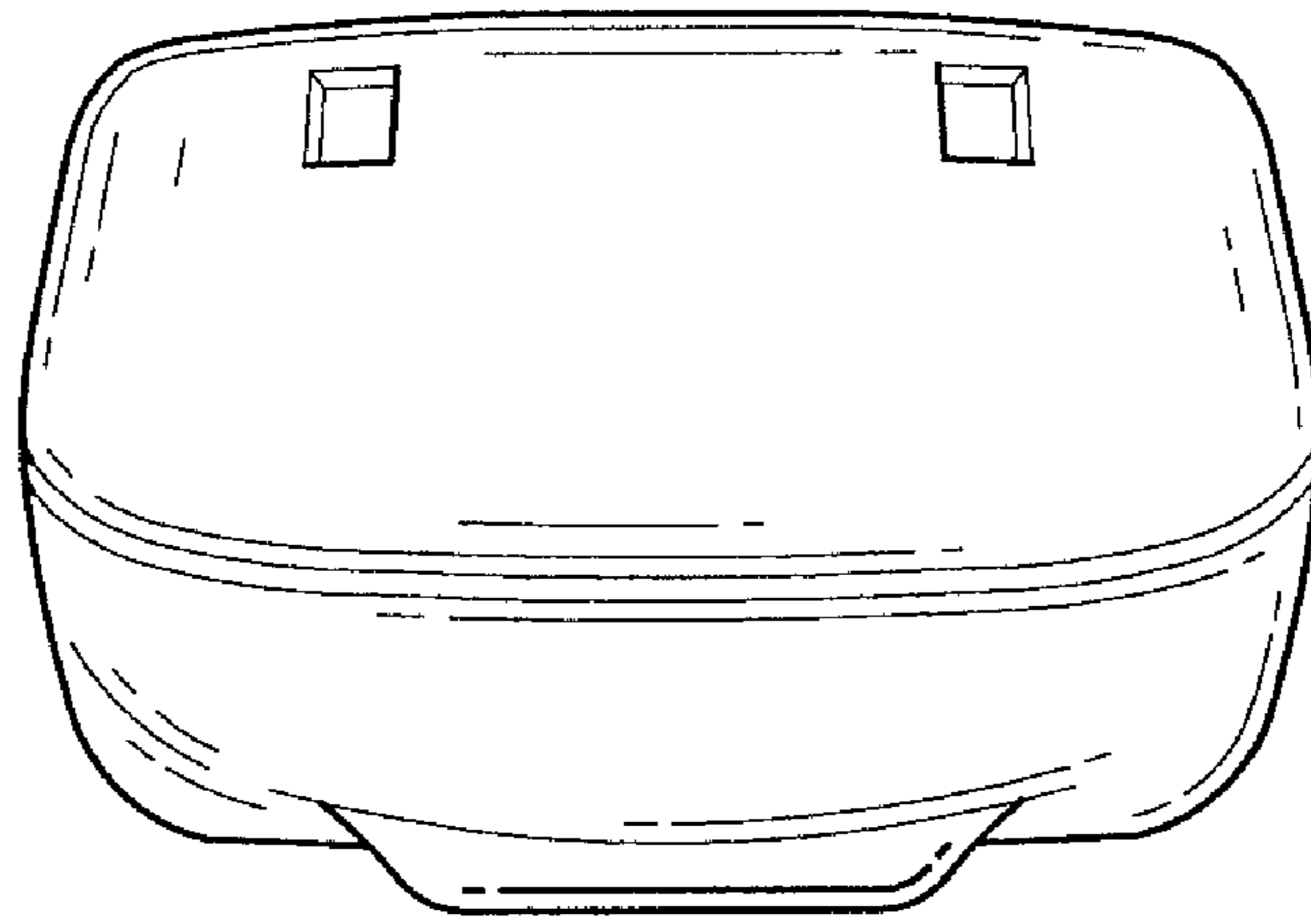


Fig. 6

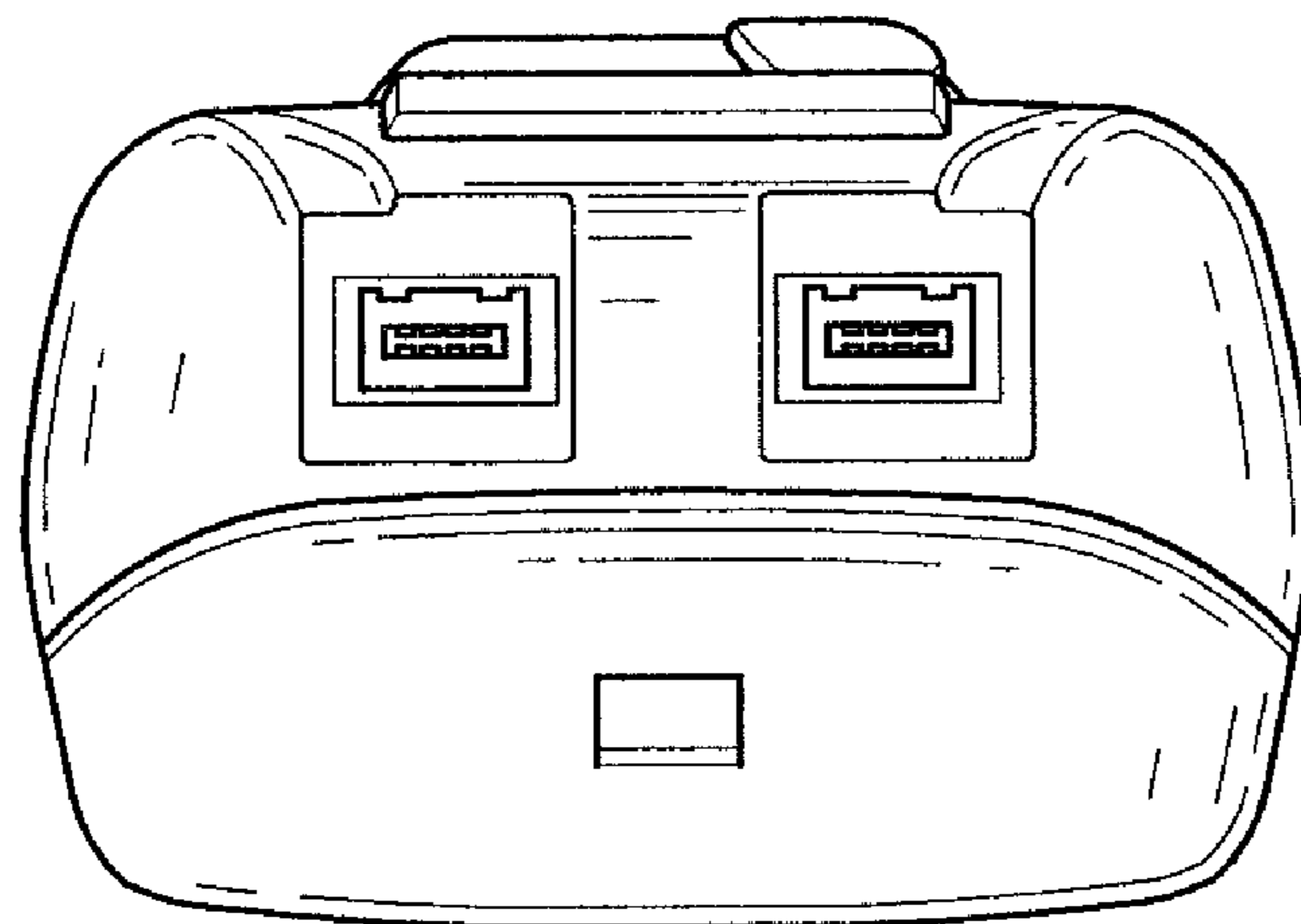


Fig. 7