



US00D569793S

(12) **United States Design Patent**
Dixon

(10) **Patent No.:** **US D569,793 S**

(45) **Date of Patent:** **** May 27, 2008**

(54) **TIRE SIDEWALL**

(75) Inventor: **Max Harold Dixon**, Kent, OH (US)

(73) Assignee: **The Goodyear Tire & Rubber Company**, Akron, OH (US)

(**) Term: **14 Years**

(21) Appl. No.: **29/298,351**

(22) Filed: **Dec. 4, 2007**

(51) **LOC (8) Cl.** **12-15**

(52) **U.S. Cl.** **D12/605**

(58) **Field of Classification Search** D12/500-501,
D12/544, 579, 600, 605; 152/523-524, DIG. 12,
152/555

See application file for complete search history.

(56) **References Cited**

U.S. PATENT DOCUMENTS

D386,455 S *	11/1997	Clementz et al.	D12/605
D450,274 S	11/2001	Ratliff, Jr. et al.	D12/152
D457,130 S	5/2002	Ratliff, Jr. et al.	D12/605
D492,648 S	7/2004	Maxwell et al.	D12/605
D500,013 S *	12/2004	Maxwell et al.	D12/605
D503,146 S *	3/2005	Maxwell et al.	D12/605
D506,435 S	6/2005	Maxwell et al.	D12/605
D517,003 S	3/2006	Shondel	D12/605
D539,729 S *	4/2007	Maxwell	D12/605
D540,739 S *	4/2007	Maxwell	D12/605
D541,210 S *	4/2007	Maxwell et al.	D12/605
D541,211 S *	4/2007	Shondel et al.	D12/605

D543,497 S *	5/2007	Maxwell et al.	D12/605
D543,933 S *	6/2007	Shondel	D12/605
D549,166 S *	8/2007	Lee	D12/605
D550,149 S *	9/2007	Shondel	D12/605
D550,151 S *	9/2007	Maxwell	D12/605
D552,535 S *	10/2007	Smith	D12/605
D552,536 S *	10/2007	Shondel	D12/605
D552,537 S *	10/2007	Franks et al.	D12/605
D553,076 S *	10/2007	Miyasaka	D12/605
D561,089 S *	2/2008	Maxwell	D12/605
2002/0174928 A1	11/2002	Ratliff, Jr.	152/555

* cited by examiner

Primary Examiner—Stacia Cadmus

(74) *Attorney, Agent, or Firm*—Richard B. O’Planick

(57) **CLAIM**

The ornamental design for a tire sidewall, as shown and described.

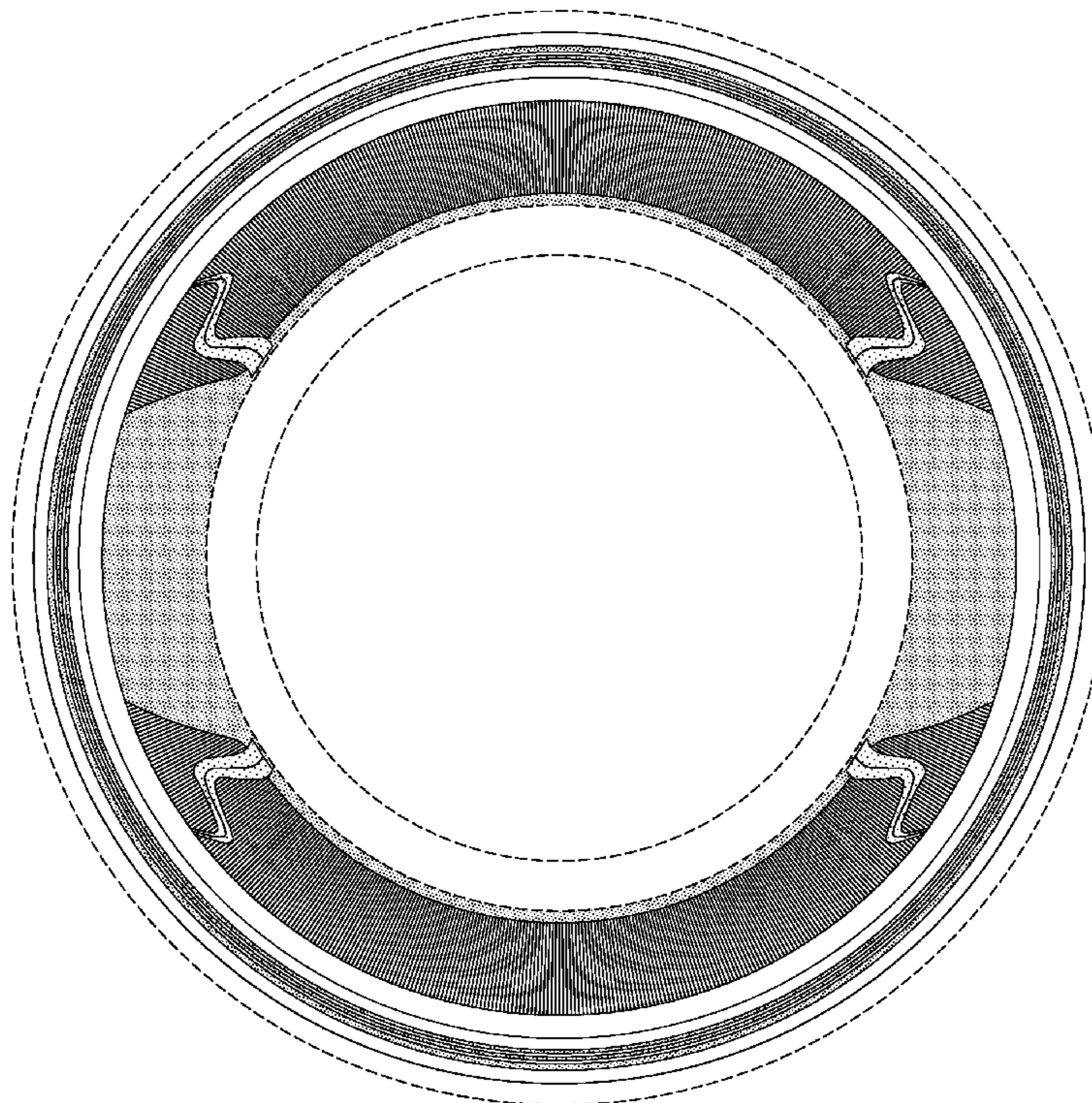
DESCRIPTION

FIG. 1 is a front elevational view of a tire sidewall showing my new design; and,

FIG. 2 is a front elevational view of a second embodiment thereof showing the disclaimed portions of FIG. 1 in solid lines.

The broken lines defining the tire tread, inner bead and the peripheral boundary between the tire tread and the sidewall in FIG. 1 are for illustrative purposes only and forms no part of the claimed design.

1 Claim, 2 Drawing Sheets



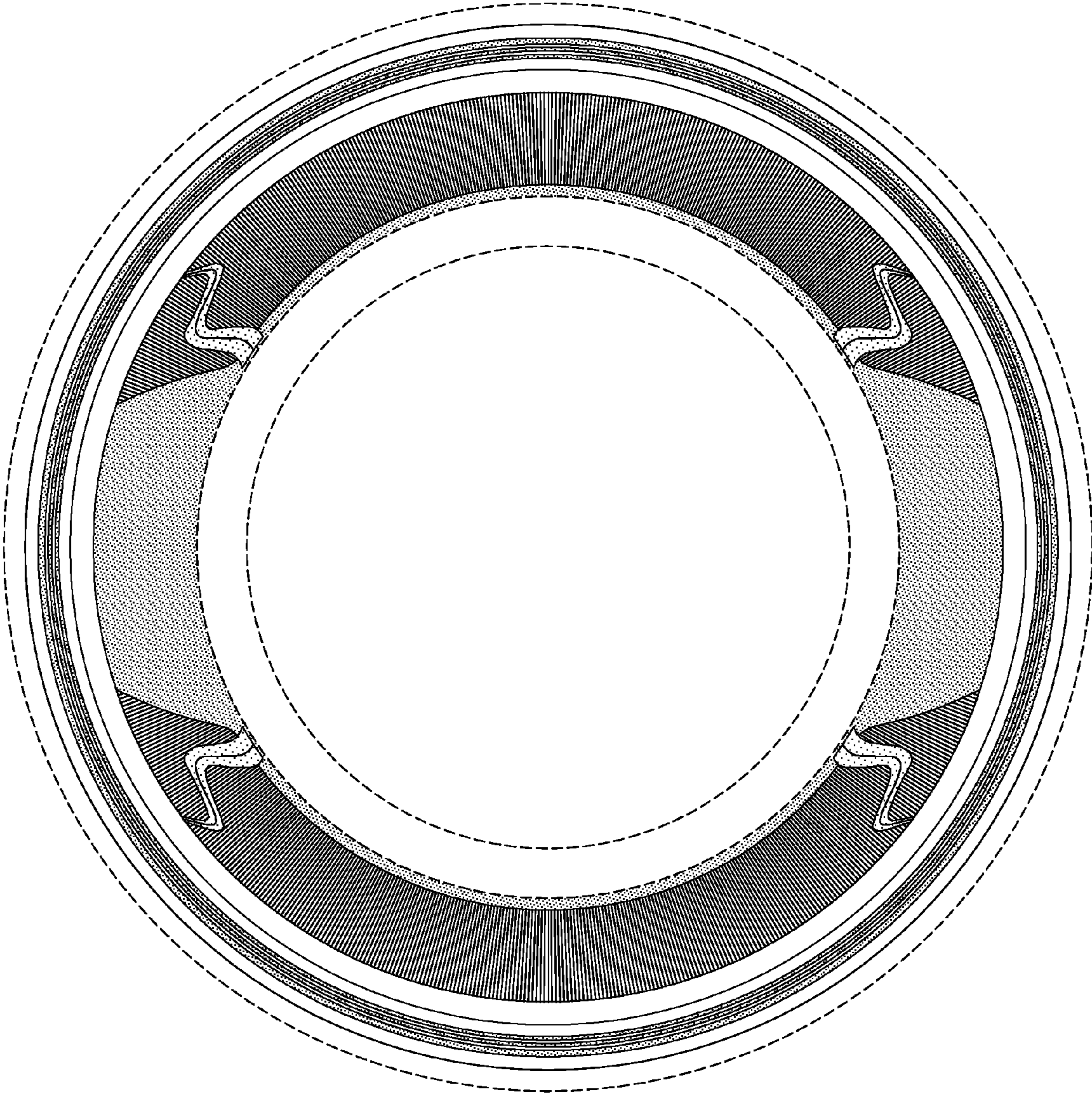


FIG-1

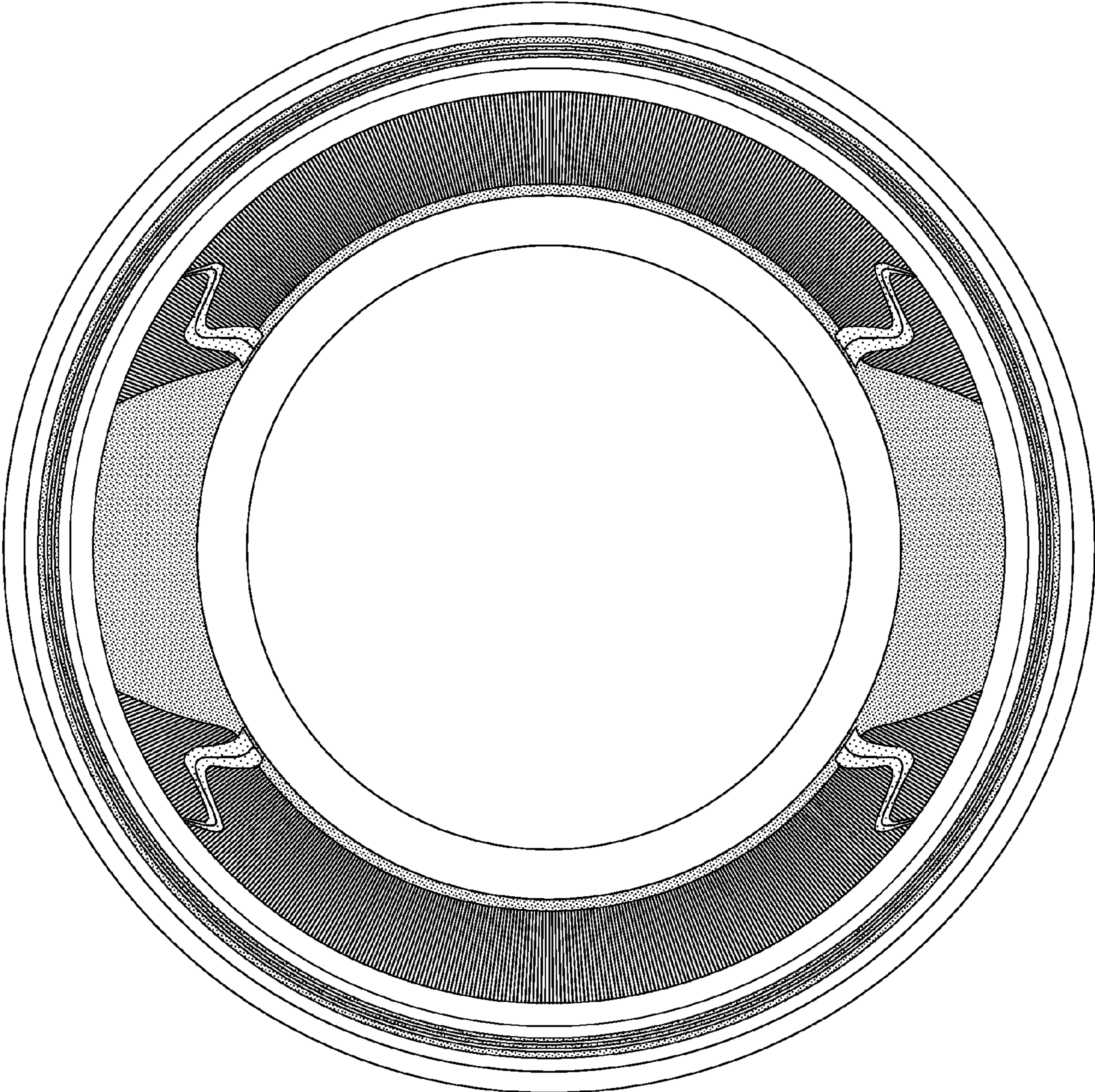


FIG-2