

US00D569768S

(12) **United States Design Patent**  
**Bauer et al.**

(10) **Patent No.:** **US D569,768 S**

(45) **Date of Patent:** **\*\* May 27, 2008**

(54) **VEHICLE, TOY, AND/OR OTHER REPLICAS**

D464,592 S \* 10/2002 Sinkwitz ..... D12/92  
D506,706 S \* 6/2005 Pfeiffer et al. .... D12/91

(75) Inventors: **Karlheinz Bauer**, Esslingen (DE);  
**Juergen Bollmann**, Schoenberg (DE);  
**Martin Bremer**, Wildberg (DE);  
**Santiago Duenas**, Ammerbuch (DE);  
**Hans-Dieter Futschik**, Gechingen  
(DE); **Thomas Haase**, Ingersheim  
(DE); **Holger Hutzenlaub**, Boeblingen  
(DE); **Steffen Koehl**, Stuttgart (DE);  
**Franz Lecher**, Boeblingen (DE);  
**Karl-Heinz Naegele**, Bondorf (DE);  
**Peter Pfeiffer**, Boeblingen (DE);  
**Hartmut Sinkwitz**, Heimsheim (DE)

\* cited by examiner

*Primary Examiner*—Melody N Brown  
(74) *Attorney, Agent, or Firm*—Crowell & Moring LLP

(73) Assignee: **DaimlerChrysler AG**, Stuttgart (DE)

(\*\*) Term: **14 Years**

(21) Appl. No.: **29/287,155**

(22) Filed: **Jul. 3, 2007**

(51) **LOC (8) Cl.** ..... **12-08**

(52) **U.S. Cl.** ..... **D12/92**

(58) **Field of Classification Search** ..... D12/86,  
D12/90–92; 296/185.1

See application file for complete search history.

(56) **References Cited**

**U.S. PATENT DOCUMENTS**

D439,550 S \* 3/2001 Sacco et al. .... D12/91  
D456,314 S \* 4/2002 Pfeiffer ..... D12/92

(57) **CLAIM**

The ornamental design for a vehicle, toy, and/or other replicas, as shown and described.

**DESCRIPTION**

This application is related to the following co-pending applications, filed on even date herewith: application Ser. No. 29/287,154, entitled “Rear Portion of a Vehicle, Toy, and/or Other Replicas”; and application Ser. No. 29/287,153, entitled “Taillight for a Vehicle”.

FIG. 1 is a left, front perspective view of a vehicle, toy, and/or other replicas according to our novel design;

FIG. 2 is a left, rear perspective view thereof;

FIG. 3 is a left side view thereof;


FIG. 4 is a front view thereof;

FIG. 5 is a rear view thereof; and,

FIG. 6 is a top view thereof.

The broken lines are for illustrative purposes only and form no part of the claimed design. Also enclosed is a set of photographs of an embodiment of the invention.

**1 Claim, 5 Drawing Sheets**



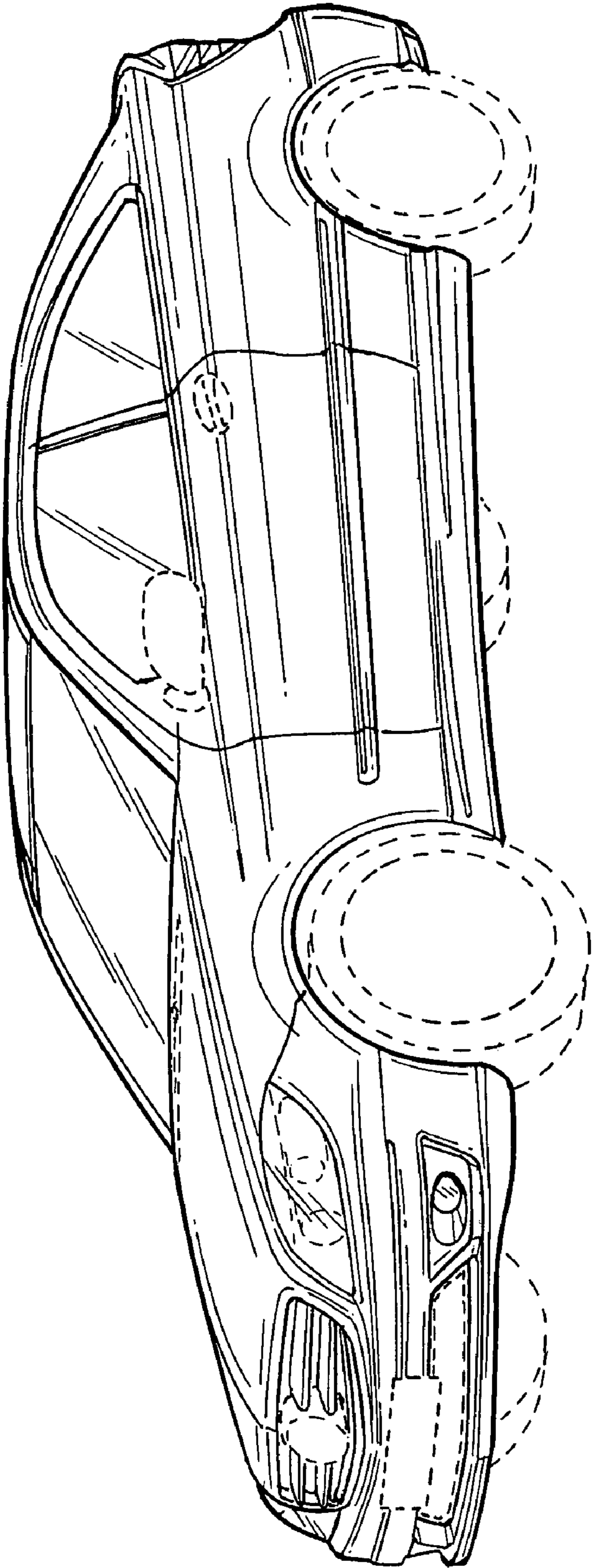


FIG. 1

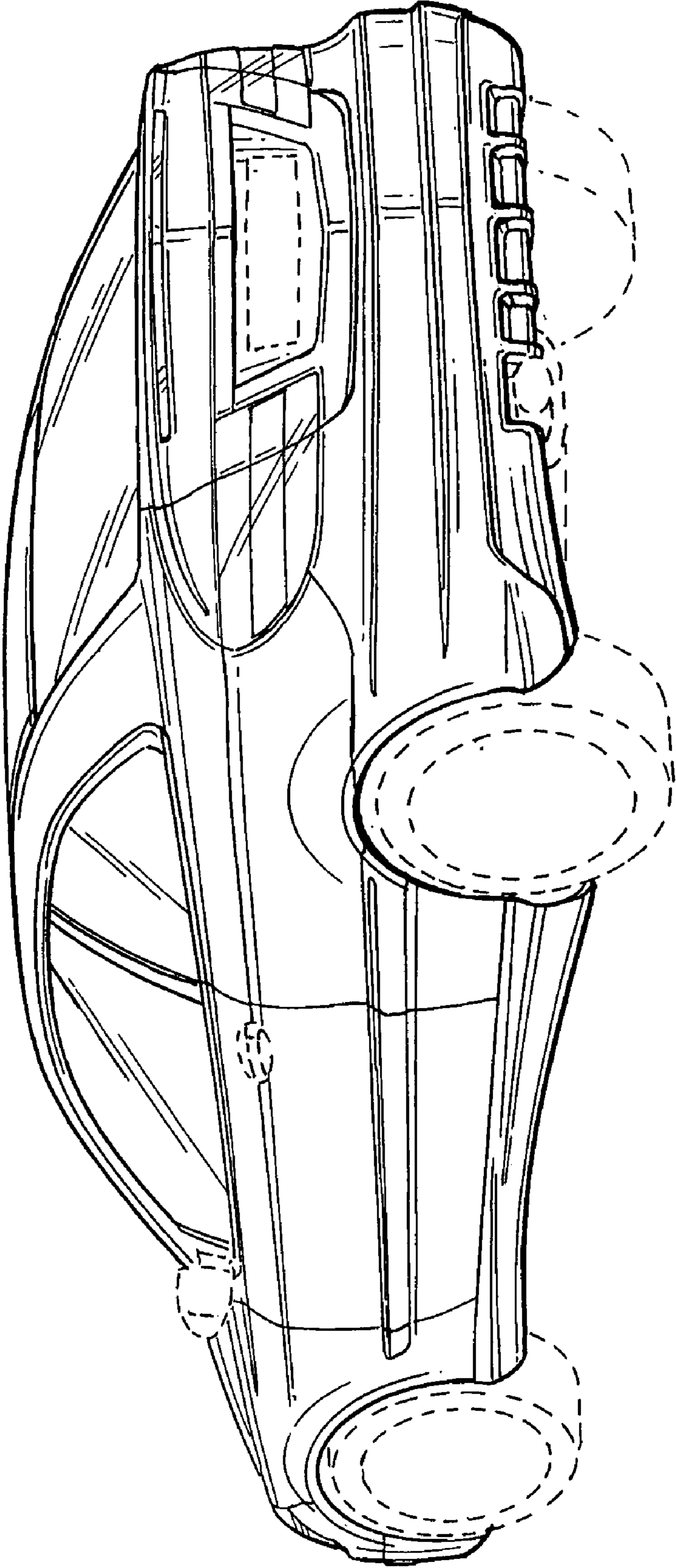


FIG. 2

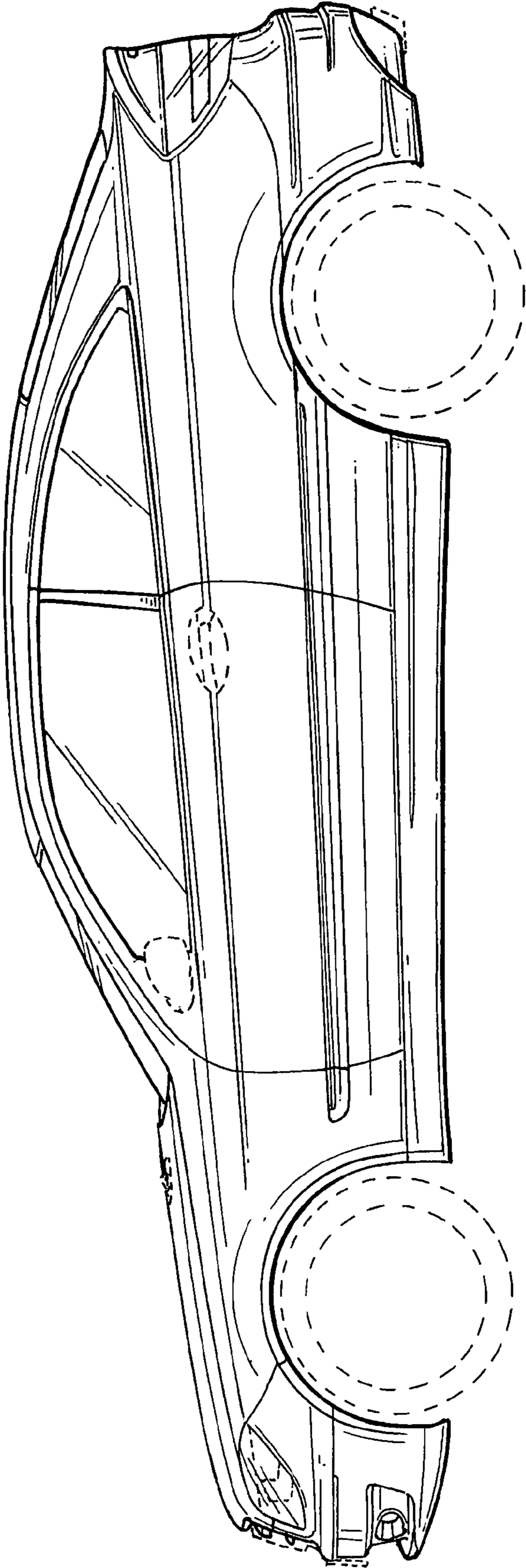


FIG. 3




FIG. 4




FIG. 5

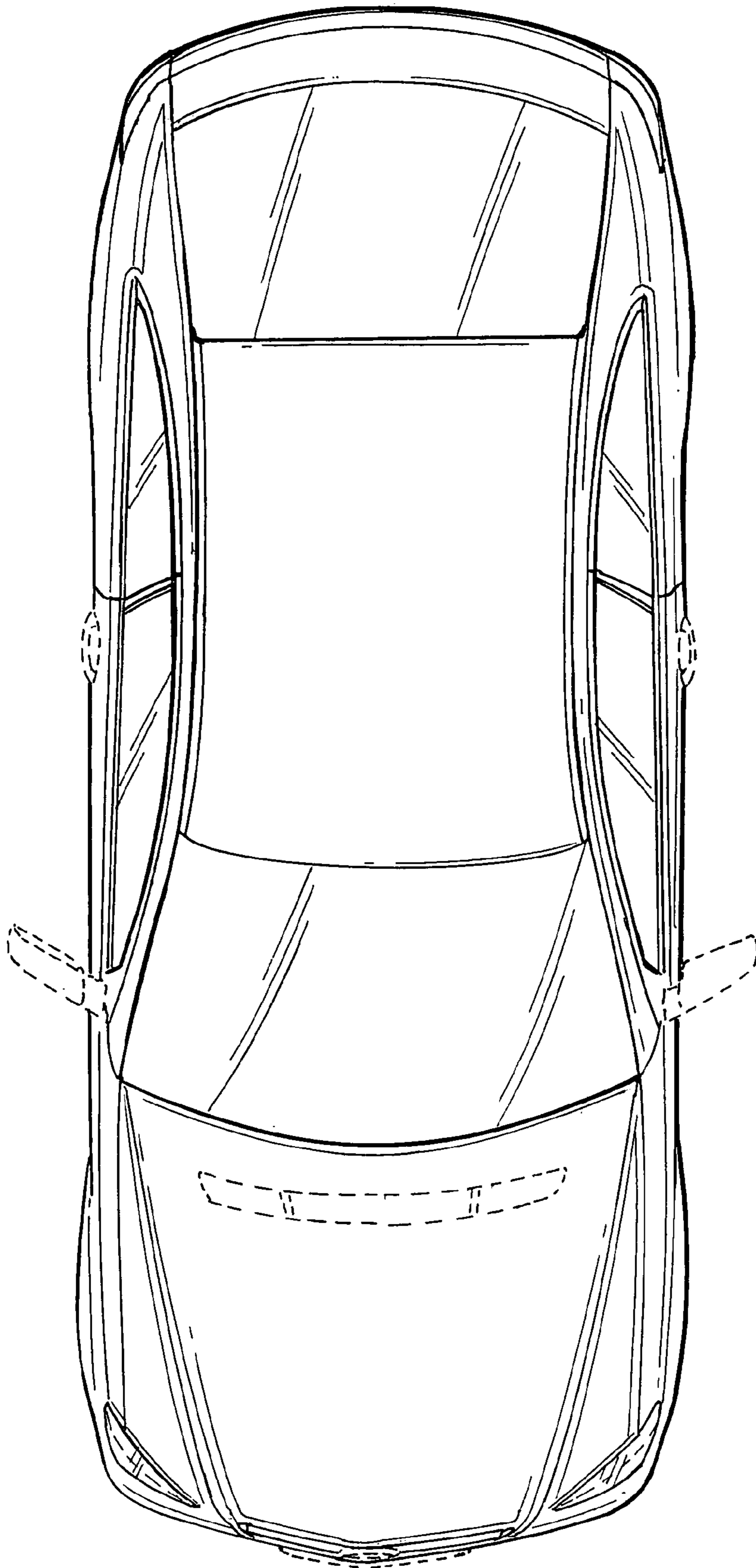


FIG. 6