



US00D569767S

(12) **United States Design Patent**  
**Abe et al.**

(10) **Patent No.:** **US D569,767 S**

(45) **Date of Patent:** **\*\* May 27, 2008**

(54) **SURFACE CONFIGURATION OF A VEHICLE BODY, TOY, AND/OR REPLICA**

D515,972 S \* 2/2006 Ikeda et al. .... D12/91  
D538,711 S \* 3/2007 Sawai et al. .... D12/91  
D540,215 S \* 4/2007 Date et al. .... D12/91  
D557,177 S \* 12/2007 Endo et al. .... D12/91

(75) Inventors: **Toshiyuki Abe**, Fujisawa (JP); **Jungkyu Choi**, Yokohama (JP)

(73) Assignee: **Nissan Motor Co., Ltd.**, Yokohama-shi (JP)

\* cited by examiner

*Primary Examiner*—Melody N. Brown

(74) *Attorney, Agent, or Firm*—Foley & Lardner LLP

(\*\*) Term: **14 Years**

(21) Appl. No.: **29/287,225**

(57) **CLAIM**

(22) Filed: **Jul. 11, 2007**

The ornamental design for a surface configuration of a vehicle body, toy, and/or replica, as shown and described.

(30) **Foreign Application Priority Data**

Feb. 7, 2007 (JP) ..... 2007-002894

**DESCRIPTION**

(51) **LOC (8) Cl.** ..... **12-08**

FIG. 1 is a left perspective view of a surface configuration of a vehicle body, toy, and/or replica;

(52) **U.S. Cl.** ..... **D12/91**

FIG. 2 is a right perspective view thereof;

(58) **Field of Classification Search** ..... D12/90-92,

FIG. 3 is a left side view thereof;

D12/86, 88; D21/424, 433; 296/181.1, 181.5

FIG. 4 is a right side view thereof;

See application file for complete search history.

FIG. 5 is a front view thereof; and,


(56) **References Cited**

FIG. 6 is a rear view thereof.

**U.S. PATENT DOCUMENTS**

D505,097 S \* 5/2005 Rodriguez ..... D12/91

**1 Claim, 5 Drawing Sheets**



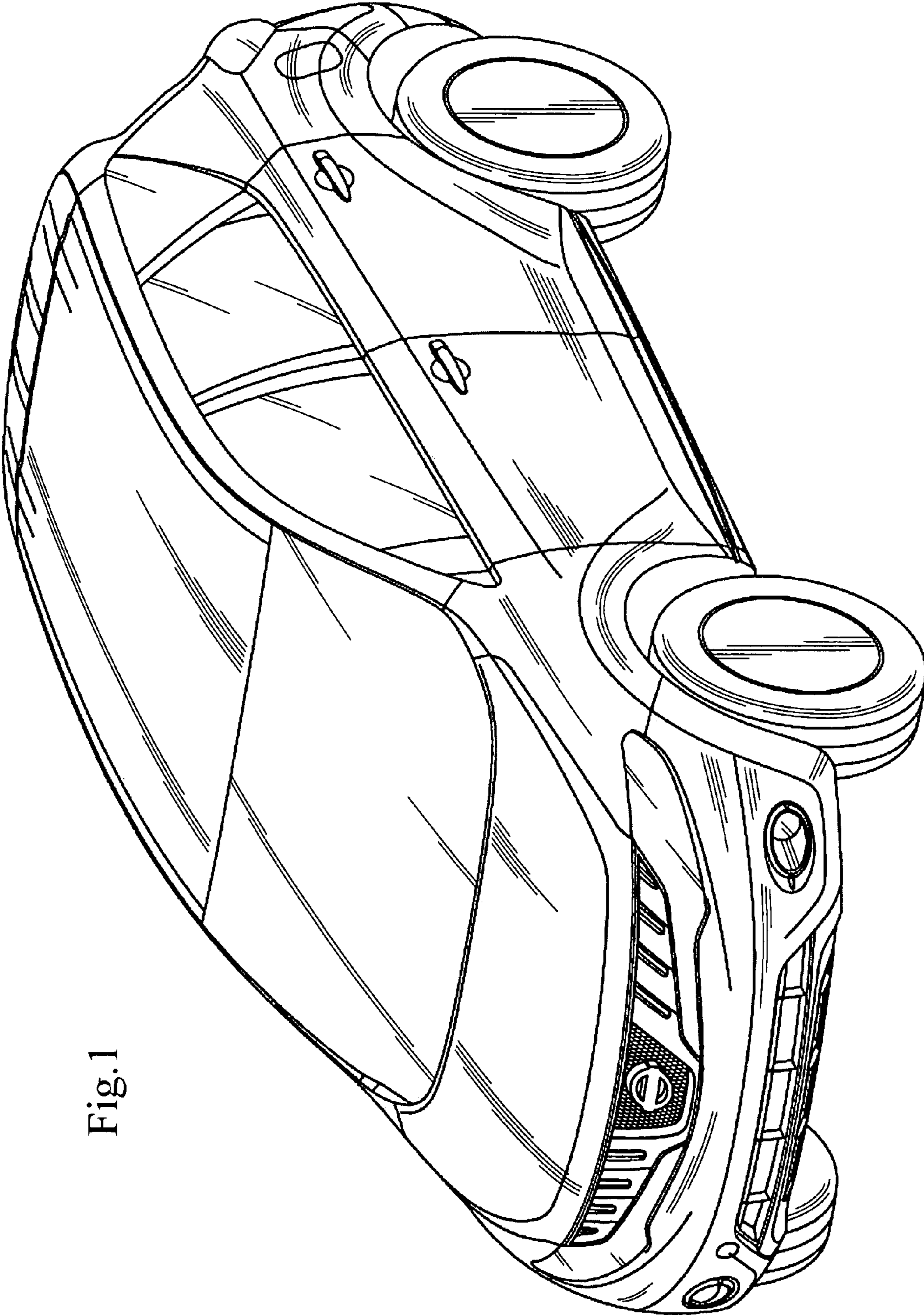


Fig.1



Fig.2

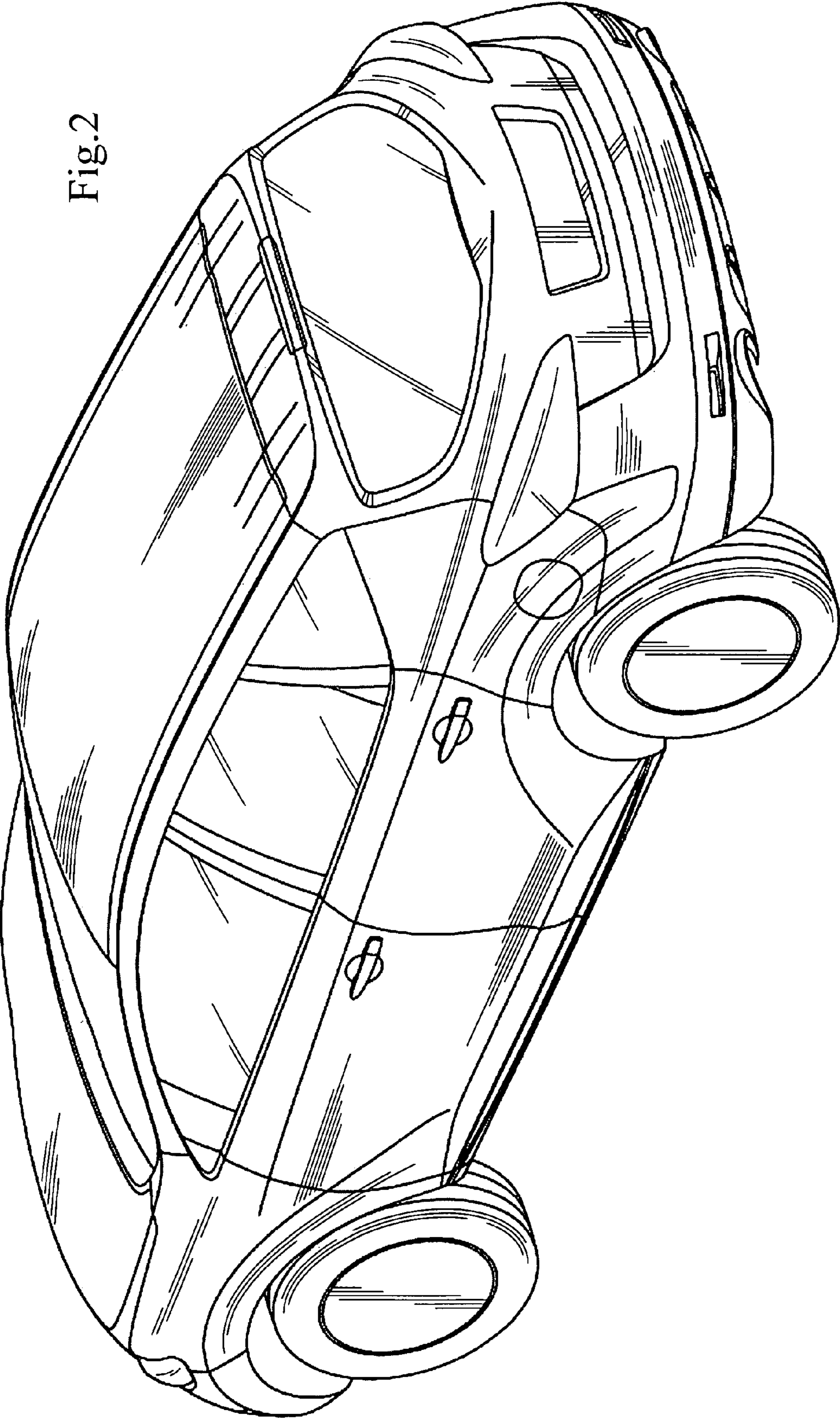


Fig.3

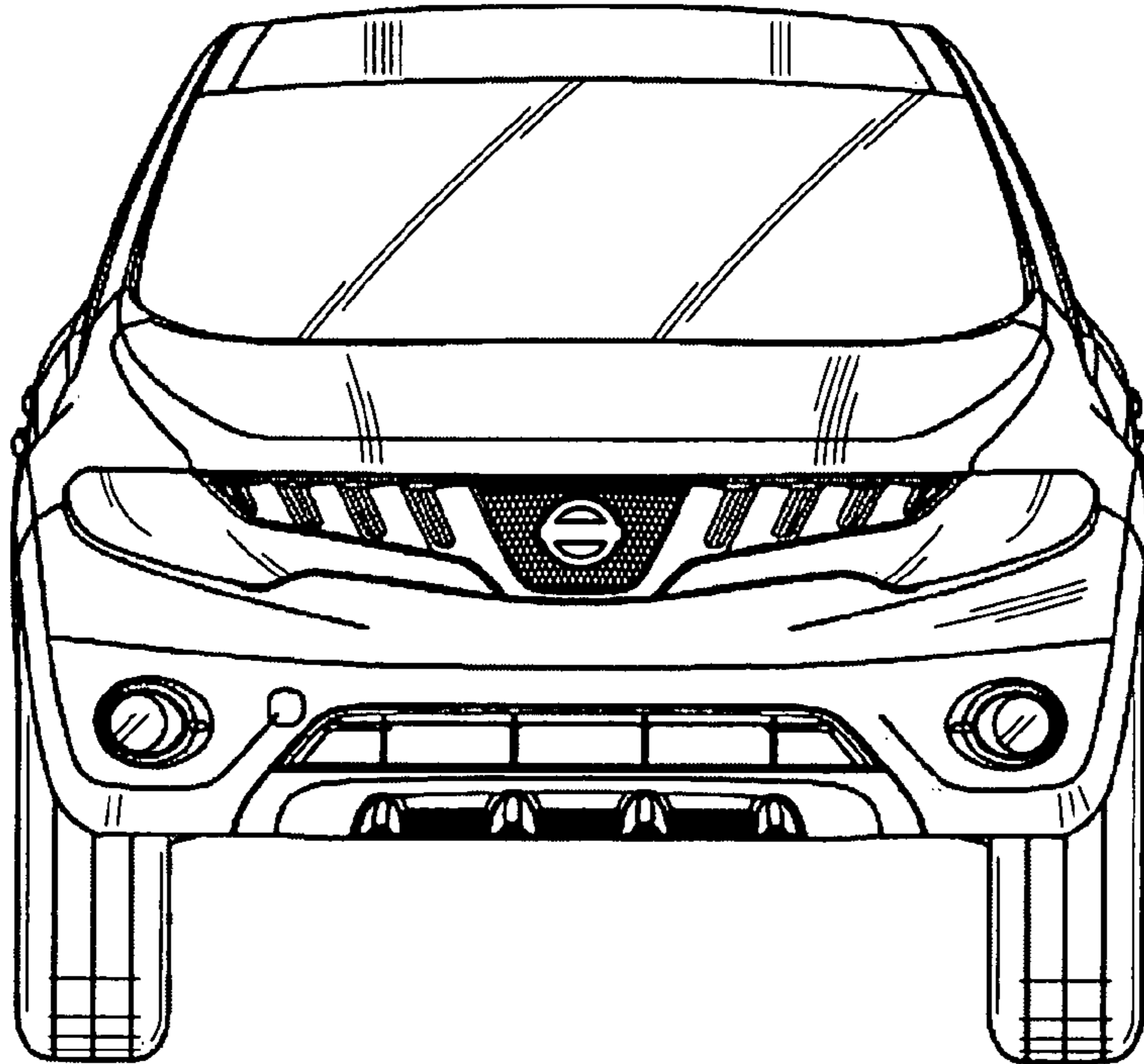


Fig.4




Fig.5

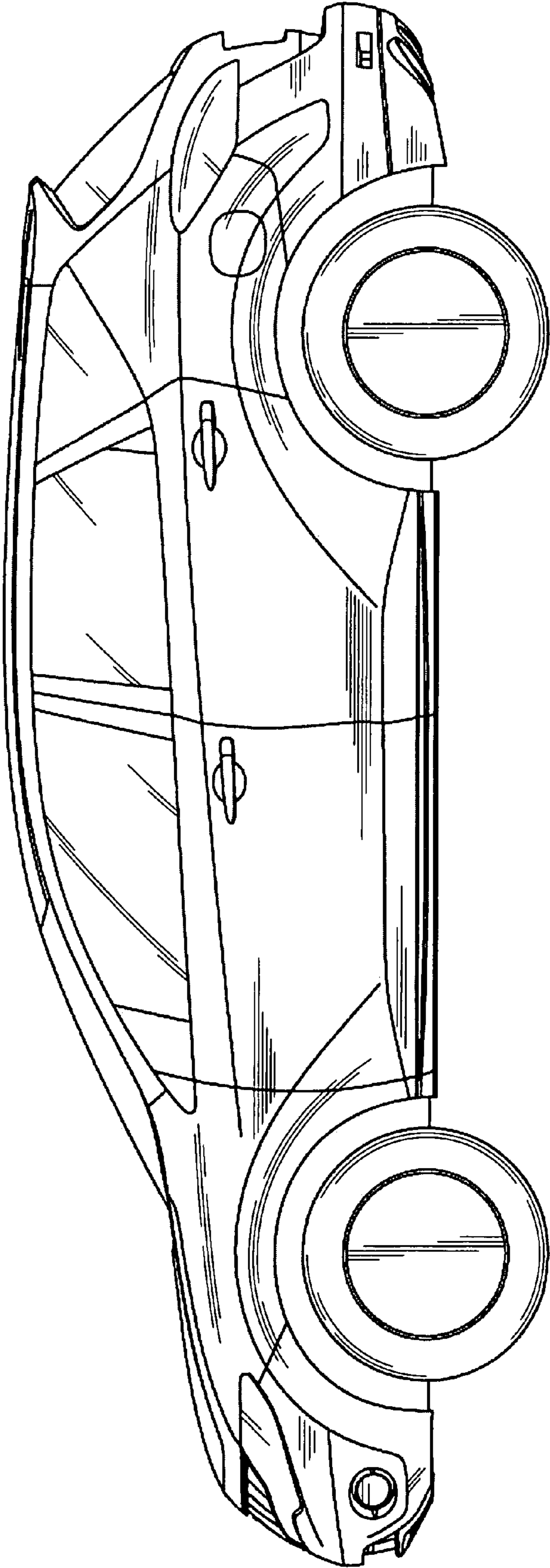


Fig.6

