



US00D569756S

(12) **United States Design Patent**  
**Smith**

(10) **Patent No.:** **US D569,756 S**

(45) **Date of Patent:** **\*\* May 27, 2008**

(54) **BRACELET ASSEMBLY**

(76) Inventor: **Kymerly Ann Smith**, 1600 Carmel Dr., #9, Walnut Creek, CA (US) 94596

(\*\*) Term: **14 Years**

(21) Appl. No.: **29/289,399**

(22) Filed: **Jul. 18, 2007**

(51) **LOC (8) Cl.** ..... **11-01**

(52) **U.S. Cl.** ..... **D11/3**

(58) **Field of Classification Search** ..... D11/1-25,  
D11/32, 93, 94; 59/78, 79.2; 63/1.11, 3,  
63/3.1, 3.2, 5.1, 5.2, 7-11; 224/175  
See application file for complete search history.

(56) **References Cited**

**U.S. PATENT DOCUMENTS**

1,446,179	A *	2/1923	Henkes	.....	63/23
1,689,251	A *	10/1928	Ogush	.....	63/3
2,041,944	A *	5/1936	Mestekin	.....	63/3
2,229,935	A	1/1941	Powers		
2,811,294	A *	10/1957	Sand	.....	D11/2
D246,704	S	12/1977	Ophir		
D270,821	S	10/1983	Fera, Sr.		
D271,188	S *	11/1983	Weeks	.....	D11/79
4,862,617	A	9/1989	Cooke, Jr. et al.		
7,073,282	B2	7/2006	Savagian et al.		
2003/0106336	A1 *	6/2003	Gaskill	.....	63/3

\* cited by examiner

*Primary Examiner*—Cathron Brooks  
*Assistant Examiner*—Michael A. Pratt

(74) *Attorney, Agent, or Firm*—Armstrong Teasdale LLP

(57) **CLAIM**

The ornamental design for the bracelet assembly, as shown and described.

**DESCRIPTION**

FIG. 1 is a perspective view of an exemplary bracelet assembly;

FIG. 2 is a top plan view of the bracelet assembly shown in FIG. 1;

FIG. 3 is a rear view of the bracelet assembly shown in FIG. 1;

FIG. 4 is a right side view of the bracelet assembly shown in FIG. 1;

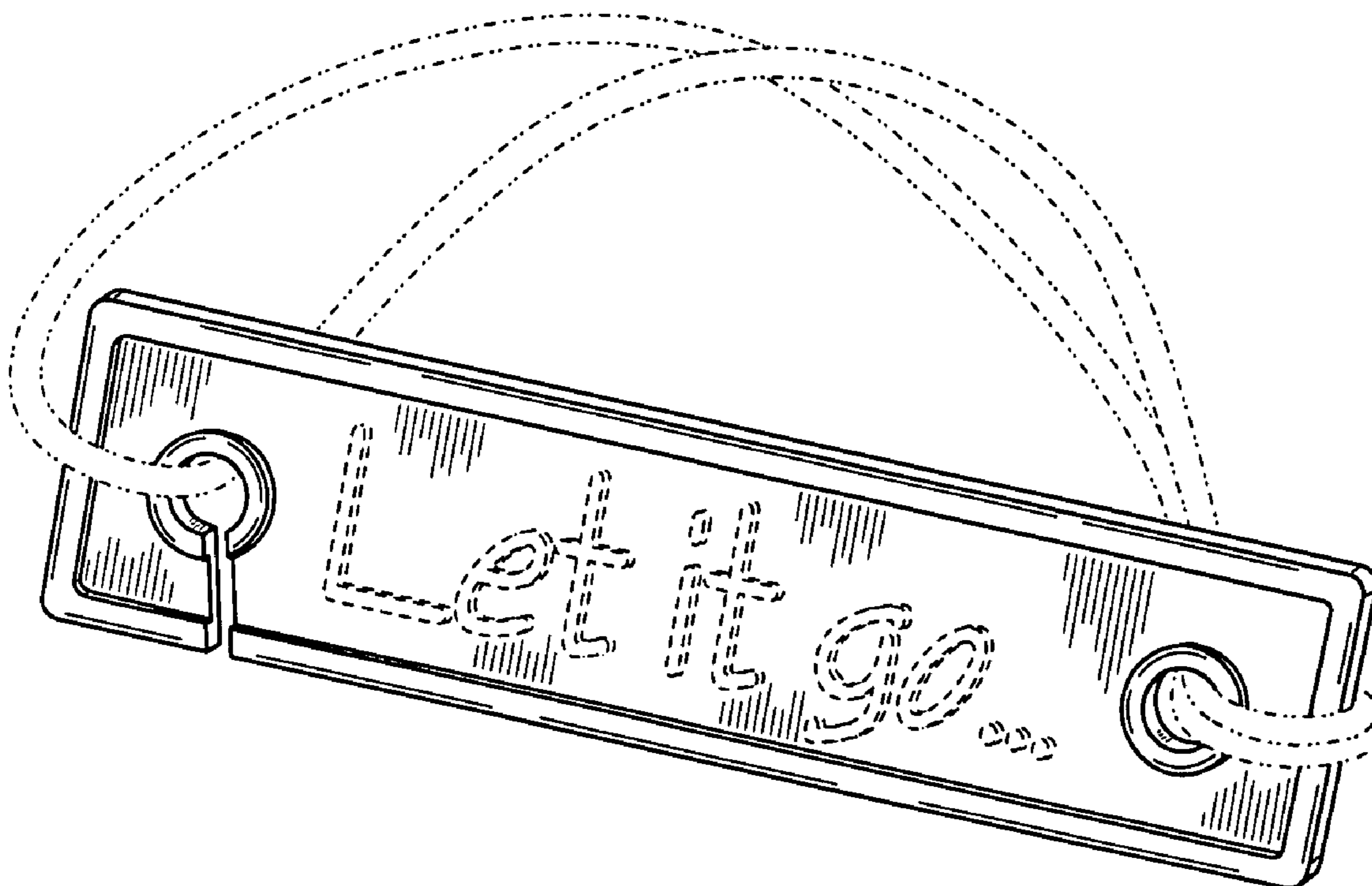
FIG. 5 is a left side view of the bracelet assembly shown in FIG. 1

FIG. 6 is a perspective view of the bracelet assembly shown in FIG. 1; shown in an alternate configuration; and,

FIG. 7 is a perspective view of the bracelet assembly shown in FIG. 1; shown in use.

The broken line showing of a hand and encircling structure is included for the purpose of illustrating environment and forms no part of the claimed design.

**1 Claim, 3 Drawing Sheets**



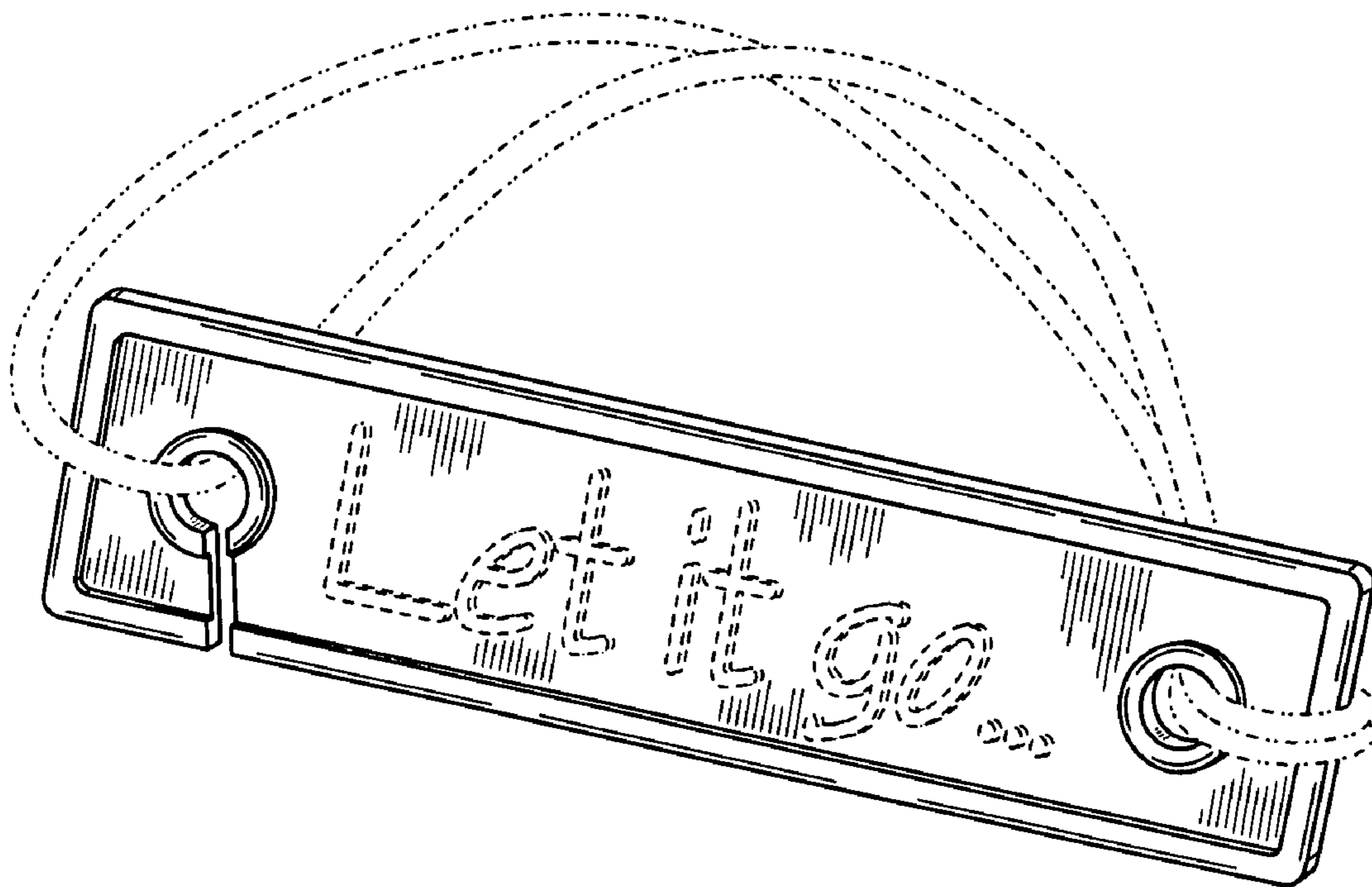


FIG. 1

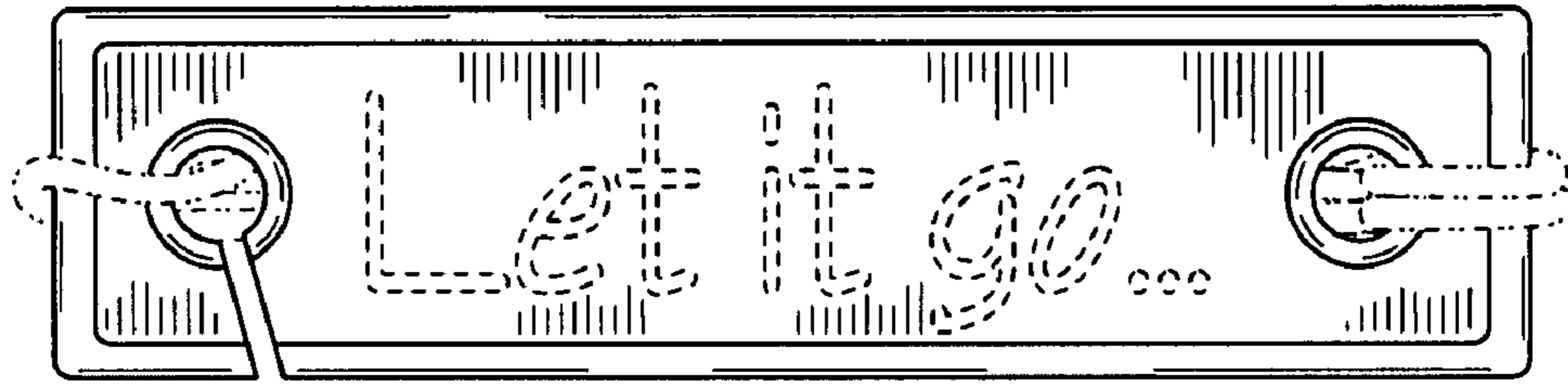


FIG. 2

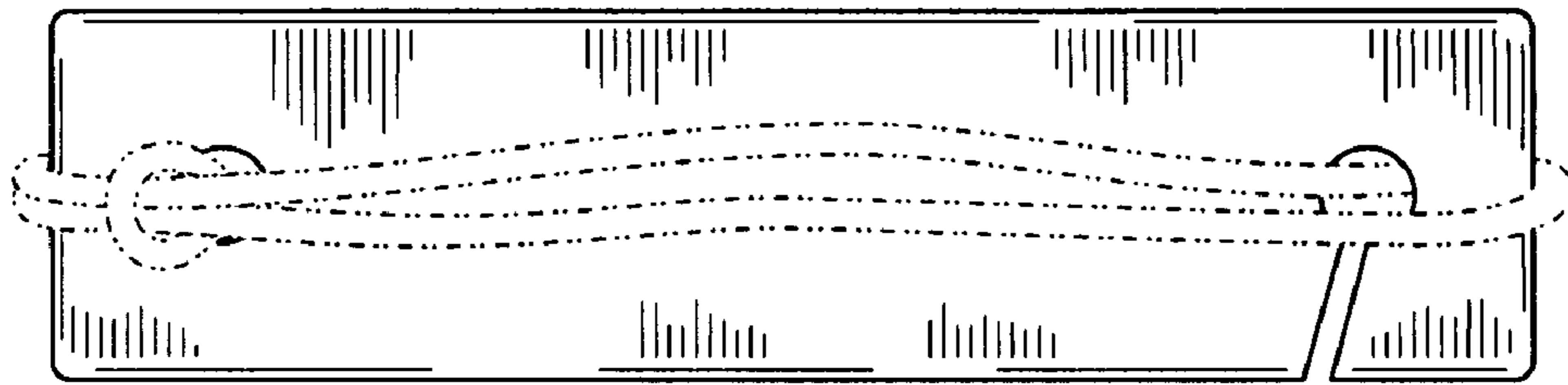


FIG. 3

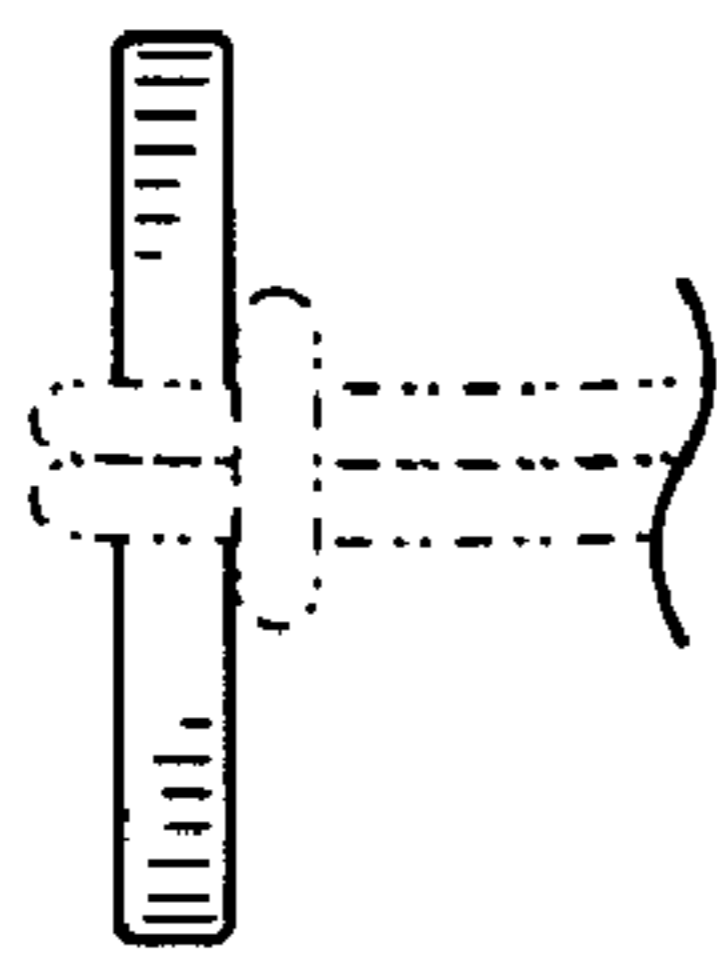


FIG. 4

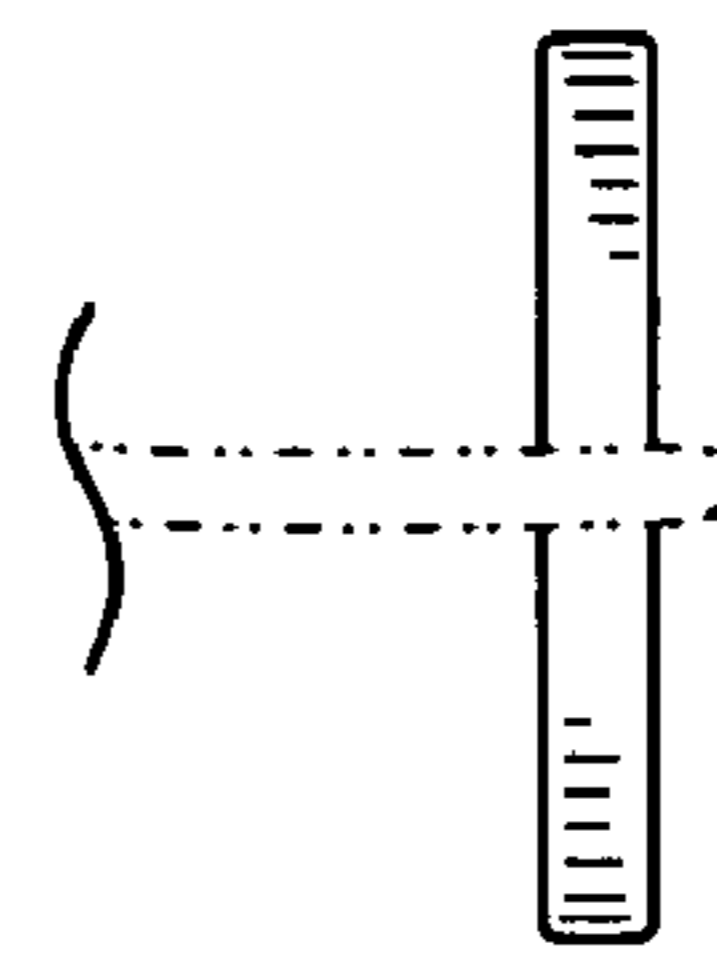


FIG. 5




FIG. 6

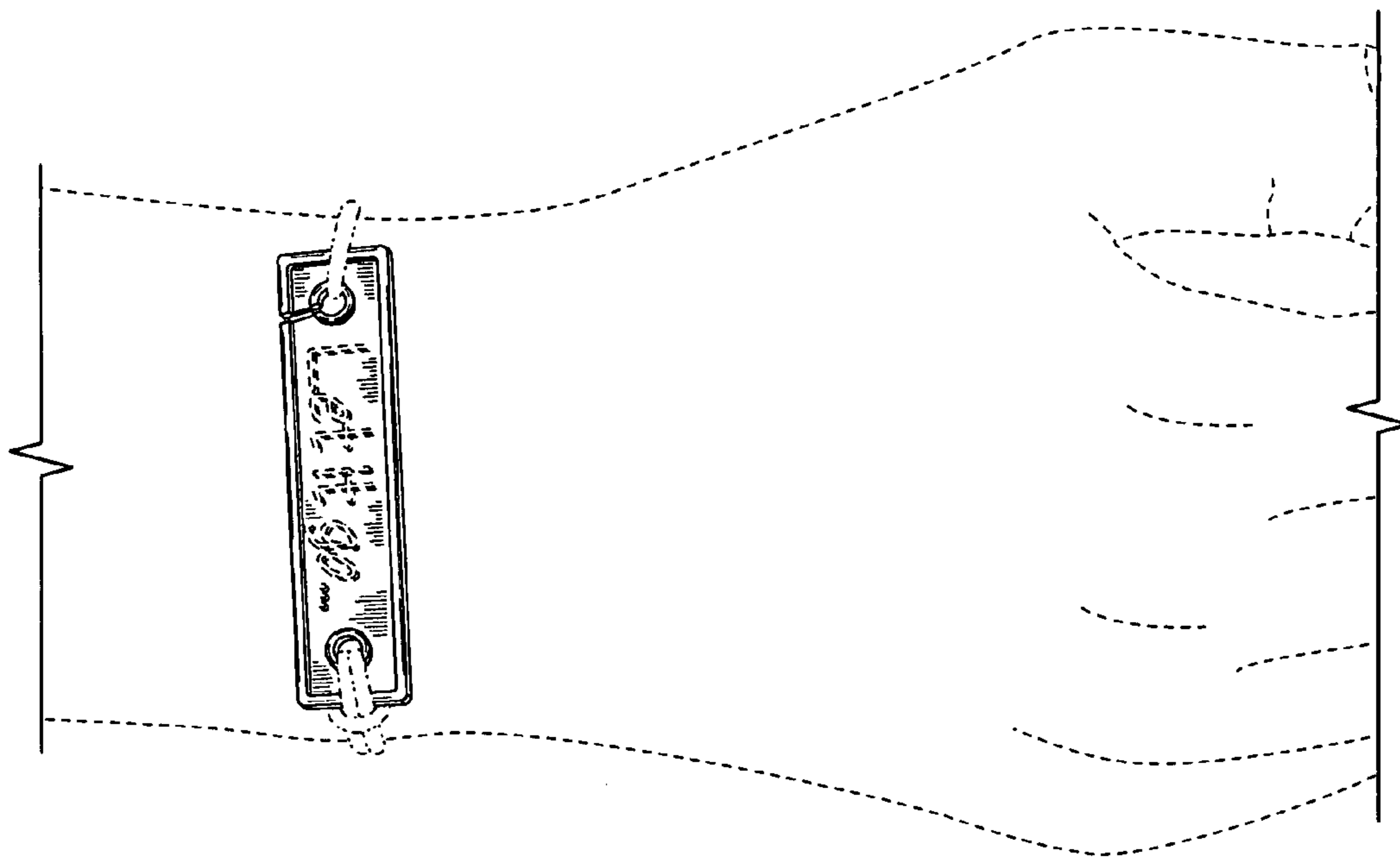


FIG. 7